Report on the Stage 3-4 Salvage Excavation
of the Alexandra Site (AkGt-53)
Draft Plan of Subdivision SC-T20000001 (55T-00601)
Geographic Township of Scarborough
Now in the City of Toronto, Ontario

License Report

Prepared for:

Monarch Corporation
2550 Victoria Park Ave., Suite 200
Toronto, Ontario M2J 5A9
Tel.: 416.491.7440
Fax: 416.491.7216

Heritage Operations Unit
Ministry of Culture
400 University Ave., 4th Floor
Toronto, Ontario M7A 2R9
Tel.: 416.314.7148
Fax.: 416.314.7175

Prepared by:

ARCHAEOLOGICAL SERVICES INC.
528 Bathurst Street
Toronto, Ontario M5S 2P9
Tel.: 416.966.1069
Fax: 416.966.9723
Website: www.iASI.to

Archaeological Licence 2000-016 and #2000-020
MCL CIFs 2000-016-133 and 2001-020-042

ASI File: 00MK-02

May 2008

ARCHAEOLOGICAL
SERVICES
INC.

PROJECT PERSONNEL

Project Managers:	Mr. Martin Cooper Dr. Ronald F. Williamson	
Project Archaeologist:	Dr. Bruce M. Welsh	
Field Archaeologists:	Ms. Amanda Badaway Mr. Ted Bader Mr. Greg Braun Ms. Sarah-Jane Brimley Mr. Erik Burnie Ms. Dana Campbell Ms. Sarah Campbell Mr. George Clark Ms. Kristine Crawford Ms. Lana Crucefix Dr. Frank Dieterman Ms. Beverly Garner Mr. Etienne Jacobsen Ms. Tracey Killip Ms. Heather Lythe	Ms. Susan Maltby Ms. Marta Mierzwinska Dr. Stephen Monckton Ms. Jessica Mustache Mr. Casey O'Neill Mr. Keith Powers Ms. Elizabeth Raddatz Mr. David Robertson Mr. Norbert Stanchly Ms. Deborah Steiss Ms. Annie Veilleux Mr. Rob Von Bitter Mr. Brian Williams Mr. Robert Wojtowicz
Gradall Operators:	Mr. Jack Rooney, *Rooney Brothers Gradall* Mr. Mike Rooney, *Rooney Brothers Gradall*	
Laboratory Manager:	Ms. Kristine Crawford	
Artifact Processing:	Ms. Kristine Crawford Mr. Dennis Flamenbaum Ms. Crystal Forrest Ms. Ann Ma	Ms. Danielle Macdonald Ms. Annie Veilleux
Analysis & Report Preparation:	Mr. Martin S. Cooper Ms. Kristine Crawford Ms. Danielle Macdonald Dr. Stephen G. Monckton (Bioarchaeological Research) Mr. David A. Robertson Mr. Stephen Cox Thomas (Bioarchaeological Research) Dr. Bruce M. Welsh Dr. Ronald Williamson Mr. Robert Wojtowicz	
Graphics:	Mr. Andrew Clish Ms. Sarina Finlay Mr. Roberto Grillo Mr. David Robertson	
Report Editors:	Mr. David Robertson Dr. Ronald Williamson	

ACKNOWLEDGEMENT

Dr. Kevin Seymour of the Royal Ontario Museum provided access to the comparative skeletal anatomy collection in the Department of Palaeobiology.

TABLE OF CONTENTS

PROJECT PERSONNEL ..... *i*

1.0 INTRODUCTION & BACKGROUND TO THE SALVAGE EXCAVATION OF THE ALEXANDRA SITE (AKGT-53) *by Bruce M. Welsh and Ronald F. Williamson* **1**

1.1 Introduction 1
1.2 Previous Investigations at the Alexandra Site 1
1.3 Environmental Setting 2
1.4 Research Methods 2

2.0 SETTLEMENT PATTERNS *by Bruce Welsh and Ronald F. Williamson* **6**

2.1 Introduction 6
2.2 Village Plan 6
2.3 House Descriptions 7
2.4 Exterior Fences 43
2.5 Exterior Activity Areas 43

3.0 CERAMIC ANALYSIS *by Robert B. Wojtowicz* **53**

3.1 Introduction 53
3.2 Ceramic Vessels 53
3.2 Ceramic Smoking Pipes 70
3.3 Juvenile-Manufactured Ceramics Vessels and Pipes 75
3.4 Miscellaneous Ceramic Objects 80
3.5 Inter-Site Ceramic Analysis 81

4.0 FLAKED LITHIC ARTIFACTS *by Katherine Cappella* **83**

4.1 Introduction 83
4.2 Raw Materials 83
4.3 Formal Tools 83
4.4 Debitage 88
4.5 Spatial Distribution 90
4.6 Discussion 92

5.0 GROUND STONE, ROUGH STONE AND COPPER ARTIFACTS *by Martin S. Cooper* **94**

5.1 Introduction 94
5.2 Celts 94
5.3 Grinding Stone 95
5.4 Mano 95
5.5 Hammers 95
5.6 Whetstones 96
5.7 Copper Artifacts 96

6.0 PLANT REMAINS *by Stephen G. Monckton, Bioarchaeological Research* **97**

6.1 Introduction 97
6.2 Collection and Analysis 97
6.3 Results 97
6.4 Discussion 101
6.5 Summary 103

7.0 PRELIMINARY INVENTORY OF THE FAUNAL AND WORKED BONE ASSEMBLAGES *by Stephen Cox Thomas, Bioarchaeological Research* **104**

7.1 Introduction 104
7.2 Findings 105
7.3 Provenience Units of Note 114

7.4 Summary and Discussion 119

8.0 ISOLATED HUMAN REMAINS *by Stephen Cox Thomas and Kristine Crawford* **122**

9.0 SUMMARY AND CONCLUSIONS *by David A. Robertson* **124**

REFERENCES CITED **126**

APPENDICES: ARTIFACT CATALOGUES
Appendix 1: Ceramic Vessel Rims Catalogue
Appendix 2: Ceramic Vessel Sherds Catalogue
Appendix 3: Ceramic Pipe Catalogue
Appendix 4: Juvenile Ceramics Catalogue
Appendix 5: Alexandra Site (AkGt-53) Flaked Stone Artifact Catalogue
Appendix 6: Ground and Rough Stone Artifact Catalogue
Appendix 7: Inventory Catalogue of the Alexandra Site Faunal Assemblage

List of Figures

Figure 1: The location of the Alexandra site (AkGt-53) in the City of Toronto 1
Figure 2: The Stage 3 investigation of the Alexandra site: controlled surface collection and test unit excavation. 3
Figure 3: The Stage 4 salvage excavation of the Alexandra site 5
Figure 4: Houses 1 and 7 at the Alexandra site. 8
Figure 5: House 2 at the Alexandra site 11
Figure 6: House 3 at the Alexandra site 14
Figure 7: House 4 at the Alexandra site 16
Figure 8: House 5 at the Alexandra site 17
Figure 9: House 6 at the Alexandra site 21
Figure 10: Plan and profiles of Features 168 and 171 in House 7 at the Alexandra site. 25
Figure 11: Houses 8, 9 and 11 at the Alexandra site. 29
Figure 12: House 10 at the Alexandra site 34
Figure 13: Houses 12 and 13 at the Alexandra site 36
Figure 14: Houses 14, 15, 16 and 17 at the Alexandra site 40
Figure 15: Midden 2 at the Alexandra site. 47
Figure 16: Midden 1 at the Alexandra site 49
Figure 17: Midden 3 at the Alexandra site 52
Figure 18: Wood charcoal distribution 103

List of Tables

Table 1: Alexandra Site Artifact Assemblage 4
Table 2: Alexandra Site House Variability 7
Table 3: House 1 Summary Description of Features 9
Table 4: House 2 Summary Description of Features 12
Table 5: House 3 Summary Description of Features 13
Table 6: House 4 Summary Description of Features 15
Table 7: House 5 Summary Description of Features 19
Table 8: House 6 Summary Description of Features 22
Table 9: House 7 Summary Description of Features 24
Table 10: House 8 Summary Description of Features 28
Table 11: House 9 Summary Description of Features 30
Table 12: House 10 Summary Description of Features 32
Table 13: House 11 Summary Description of Features 35
Table 14: House 12 Summary Description of Features 37
Table 15: House 13 Summary Description of Features 38

Table 16: House 14 Summary Description of Features 39
Table 17: House 16 Summary Description of Features 41
Table 18: House 17 Summary Description of Features 42
Table 19: House 2 Exterior Activity Area Summary of Features 44
Table 20: House 3 Exterior Activity Area Summary of Features 44
Table 21: House 4 Exterior Activity Area Summary of Features 45
Table 22: Midden 2 and House 5 Exterior Activity Area Summary of Features 46
Table 23: House 7 Exterior Activity Area Summary of Features 46
Table 24: House 8 Exterior Activity Area Summary of Features 48
Table 25: Midden 1 Summary Description of Features 48
Table 26: House 12 Exterior Activity Area Summary of Features 50
Table 27: House 13 Exterior Activity Area Summary of Features 50
Table 28: Southwest Exterior Activity Area Summary of Features 50
Table 29: Houses 14 - 17 Exterior Activity Area Summary of Features 51
Table 30: Midden 3 Activity Area Summary of Features 51
Table 31: The Ceramic Artifact Assemblage 53
Table 32: Alexandra Site Ceramic Vessel Descriptive Attributes 54
Table 33: Ceramic Vessel Lip Decorative Attributes 55
Table 34: Ceramic Vessel Collar Decorative Attributes 55
Table 35: Ceramic Vessel Neck Decorative Attributes 56
Table 36: Ceramic Vessel Types 57
Table 37: Middleport Oblique Variability 58
Table 38: Pound Neck Variability 59
Table 39: Black Neck Variability 60
Table 40: Ontario Horizontal Variability 61
Table 41: Frequency of Horizontal Elements on Ontario and Warminster Horizontal Vessel Collars 61
Table 42: Lawson Incised Variability 62
Table 43: Lawson Opposed Variability 62
Table 44: Pound Blank Variability 63
Table 45: Indeterminate Series 1 Variability 65
Table 46: Indeterminate Series 2 Variability 65
Table 47: Castellation Lip Forms 66
Table 48: Selected Castellation Attributes 67
Table 49: Selected Shoulder Attributes 68
Table 50: Distribution of Ceramic Types by Houses and Middens (n=201) 69
Table 51: Spatial Distribution of Vessels with Lip and Interior Decoration vs. Plain Motifs (n=201) 70
Table 52: Ceramic Pipe Assemblage 70
Table 53: Ceramic Smoking Pipe Types 71
Table 54: Conical Flared Decorated Pipe Decorative Motifs* 71
Table 55: Conical Flared Ring Pipe Bowl Decoration 72
Table 56: Smoking Pipe Mouthpiece Forms 74
Table 57: Smoking Pipe Mouthpiece Borehole Diameters (n=22) 74
Table 58: Distribution of Ceramic Pipe Types by Houses and Middens (n=79) 74
Table 59: Distribution of Ceramic Pipe Fragments by House and Midden 74
Table 60: Juvenile Ceramic Artifacts 75
Table 61: Juvenile Ceramic Vessel Descriptive Attributes 75
Table 62: Juvenile Ceramic Vessel Collar and Neck Decorative Attributes 76
Table 63: Juvenile Vessel and Pipe Distribution Compared to Miscellaneous Fired Clay Objects 79
Table 64: Comparison of Ceramic Vessel Types from Local Middle Ontario Iroquoian Sites 82
Table 65: Summary of Alexandra Site Lithic Assemblage 83
Table 66: Alexandra Flaked Lithics Raw Material 83
Table 67: Summary of the Flaked Stone Tool Assemblage 84
Table 68: Summary of Debitage Sample 90
Table 69: Alexandra Site Flaked Lithic Artifact Distribution 90
Table 70: Tool Types Recovered by Provenience 92
Table 71: Alexandra Site Copper Artifacts 96

Table 72: Plant Remains, Sample Components 98
Table 73: Plant Remains Taxa 99
Table 74: Wood Charcoal 100
Table 75: General Distribution of the Faunal Assemblage 105
Table 76: Distribution of Selected Worked Types 111
Table 77: Alexandra Site Human Remains 122

List of Plates

Plate 1: Living floor in northeast quadrant of the Feature 138 semi-subterranean sweat lodge. 18
Plate 2: Feature 168, Profile H-G. 26
Plate 3: Close-up of the charred woven reed fabric mat recovered from the living floor of the Feature 168 semi-subterranean sweat lodge 26
Plate 4: Metate encountered on the floor of the ramp of the Feature 250 semi-subterranean sweat lodge 32
Plate 5: Middleport Oblique vessels 57
Plate 6: Middleport Oblique vessel with castellation 58
Plate 7: Representative Pound Neck vessel rims 59
Plate 8: Black Neck type vessel 60
Plate 9: Black Neck type vessel 60
Plate 10: Selected Ontario Horizontal vessels 61
Plate 11: Selected Lawson Incised vessels 62
Plate 12: Pound Blank vessel 63
Plate 13: Ontario Oblique vessel 63
Plate 14: Iroquois Linear vessel 64
Plate 15: Selected Middleport Criss-Cross vessels 64
Plate 16: High Collar vessel 64
Plate 17: Reconstructed section of an example of an Indeterminate Series 2 type vessel 66
Plate 18: Selected Indeterminate Series 2 type vessels 66
Plate 19: Selected castellations 66
Plate 20: Selected Conical Flared Decorated pipes 71
Plate 21: Miniature Conical Flared Decorated pipe 71
Plate 22: Selected Conical Flared Ring pipes 72
Plate 23: Selected Trumpet Decorated pipes 72
Plate 24: Vasiform Plain pipe 73
Plate 25: Barrel Decorated pipe 73
Plate 26: Apple Bowl Decorated pipe with possible effigy decoration 73
Plate 27: Juvenile vessel 77
Plate 28: Juvenile vessels 77
Plate 29: Juvenile vessels 78
Plate 30: Selected juvenile pipes 78
Plate 31: Miscellaneous ceramic artifact 80
Plate 32: Finger pot 80
Plate 33: Rim sherd recycled as a gaming disc 81
Plate 34: Black Neck vessel with strap handle break at the castellation 81
Plate 35: Selected projectile points 84
Plate 36: Selected celts from the Alexandra site 94
Plate 37: Selected hammers, grinding stone, and whetstone 95
Plate 38: Selected bone beads, perforated phalanges, and unidentified tool fragment 111
Plate 39: Selected awls and perforating tools 112
Plate 40: Deer scapula hoe or trowel 113

1.0 INTRODUCTION & BACKGROUND TO THE SALVAGE EXCAVATION OF THE ALEXANDRA SITE (AkGt-53) *by Bruce M. Welsh and Ronald F. Williamson*

1.1 Introduction

Archaeological Services Inc. was contracted by Monarch Corporation of Toronto, Ontario, to conduct a Stage 3-4 salvage excavation of the plough-disturbed Alexandra site (AkGt-53), situated on the Draft Plan of Subdivision SC-T20000001 (55T-00601), Geographic Township of Scarborough, now in the City of Toronto, Ontario. All work was conducted in accordance with the Ontario Heritage Act (1990) under archaeological consulting licences #2000-016, and #2000-020 (CIF #2000-016-133 and #2001-020-042).

This document constitutes the final report on the Alexandra site salvage excavation. The report is divided into nine chapters, the first of which summarizes previous archaeological research and environmental conditions at the site, and includes a discussion of the research methods employed to investigate the site. The second chapter constitutes a thorough description of the site's settlement patterns while the next three chapters provide summaries of the recovered ceramic and lithic assemblages. Chapters 6 and 7 outline the plant and zooarchaeological remains (including worked bone artifacts), while the eighth chapter reports on the isolated human remains encountered on the site. The final chapter provides a synopsis and concluding statements regarding the site's occupation.

1.2 Previous Investigations at the Alexandra Site

The Alexandra site was first discovered in 2000 during a Stage 2 archaeological assessment of Part of Lot 29, Concession 4, formerly in the Township of Scarborough, now in the City of Toronto (Figure 1). At that time, a total of 249 artifacts was recovered, including one ceramic rim sherd, 41 unanalyzable sherds, nine ceramic pipe fragments, 197 lithic artifacts, one ground stone fragment, and six faunal fragments (ASI 2000:Table 2). The rim sherd was considered to exhibit either Pound or Black Neck decoration, typical of the Middle to Late Iroquoian period (A.D. 1300-1450). The diagnostic lithic artifact consisted of an Iroquoian triangular point (ca. A.D. 1100-1600) (ASI 2000).

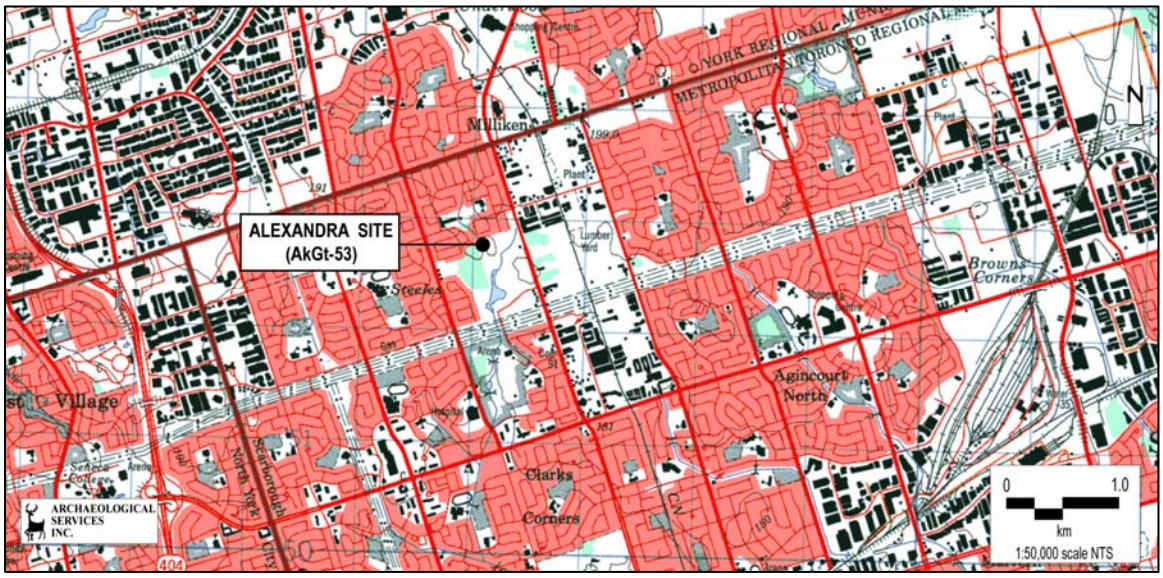

Figure 1: The location of the Alexandra site (AkGt-53) in the City of Toronto

NTS sheet 30M/14 (ed. 9, 1994)

In order to delineate the extent of the site, all of the artifacts found on the ploughed surface of the property were collected by means of a controlled surface collection (Figure 2). To facilitate this work, three datum stakes were established within the area of the artifact scatter. The site was then surveyed at a transect interval of one metre and all artifacts were flagged. These flags were recorded as individual stations. Using a tape measure and transit, distance and angle measurements were obtained from the nearest datum stake outward to each artifact and a map was produced of the surface distribution of the artifacts. This surface distribution provided a reasonable approximation of the extent of the site, although the site ultimately proved to extend further north than was anticipated.

In preparation for the Stage 4 salvage excavation, 22 hand excavated test units were placed across the site area (Figure 2). As with the individual artifacts, the location of each square was recorded relative to the nearest datum stake. This activity revealed the presence of at least three significant refuse deposits, referred to as Middens 1 through 3 (Figure 3).

1.3 Environmental Setting

The site is located northwest of the intersection of Kennedy Road and McNicoll Avenue in the City of Toronto. The subject property is located within the South Slope physiographic region. The South Slope region (Chapman and Putnam 1984: 172-174) is the southern slope of the interlobate Oak Ridges Moraine. The South Slope meets the moraine at heights of approximately 300 metres above sea level, and descends southward toward Lake Ontario, ending, in some areas, at elevations below 150 metres above sea level. Numerous streams descend the South Slope, having cut deep valleys in the till. In the vicinity of the study area, the South Slope is smoothed and faintly drumlinized with the major relief provided by the deeply scored river valleys. The area surrounding the site comprises gently rolling terrain.

The site itself was situated on a knoll immediately west of a branch of Highland Creek. A swale, that had been excavated for the placement of drainage tile and then filled for cultivation purposes, defined the western boundary of the site, especially its southwest edge. There was no topographic feature that delineated the north or south boundaries of the site. This is partially a result of the fact that a residential subdivision had been built north of the site and a heavily landscaped park, L'Amoreux, is situated to the south with a large school and community centre, Mary Ward, situated to the southeast. The landscaping to accommodate the school, subdivision and park included re-channelling the creek into several ditches, filling the park with granular fill, excavation of sediment ponds and the placement of several storm sewer lines. Much of these drainage changes may have been required because low areas near the creek may well have been slightly swampy. Regardless, the landscaping activities that had occurred around the site appear to have impacted the northwest, southwest, northeast and southeast sections of the site (see Chapter 2: Houses 3 and 12, and Midden 3).

1.4 Research Methods

With the exception of the areas around Middens 1, 2, and 3 (see below), the plough zone (approximately 30 cm) throughout the site area was removed by Gradall. The subsurface settlement features thus exposed were delineated more precisely by shovel shining and by trowelling. An area comprising approximately 2.6 hectares was exposed in this manner.

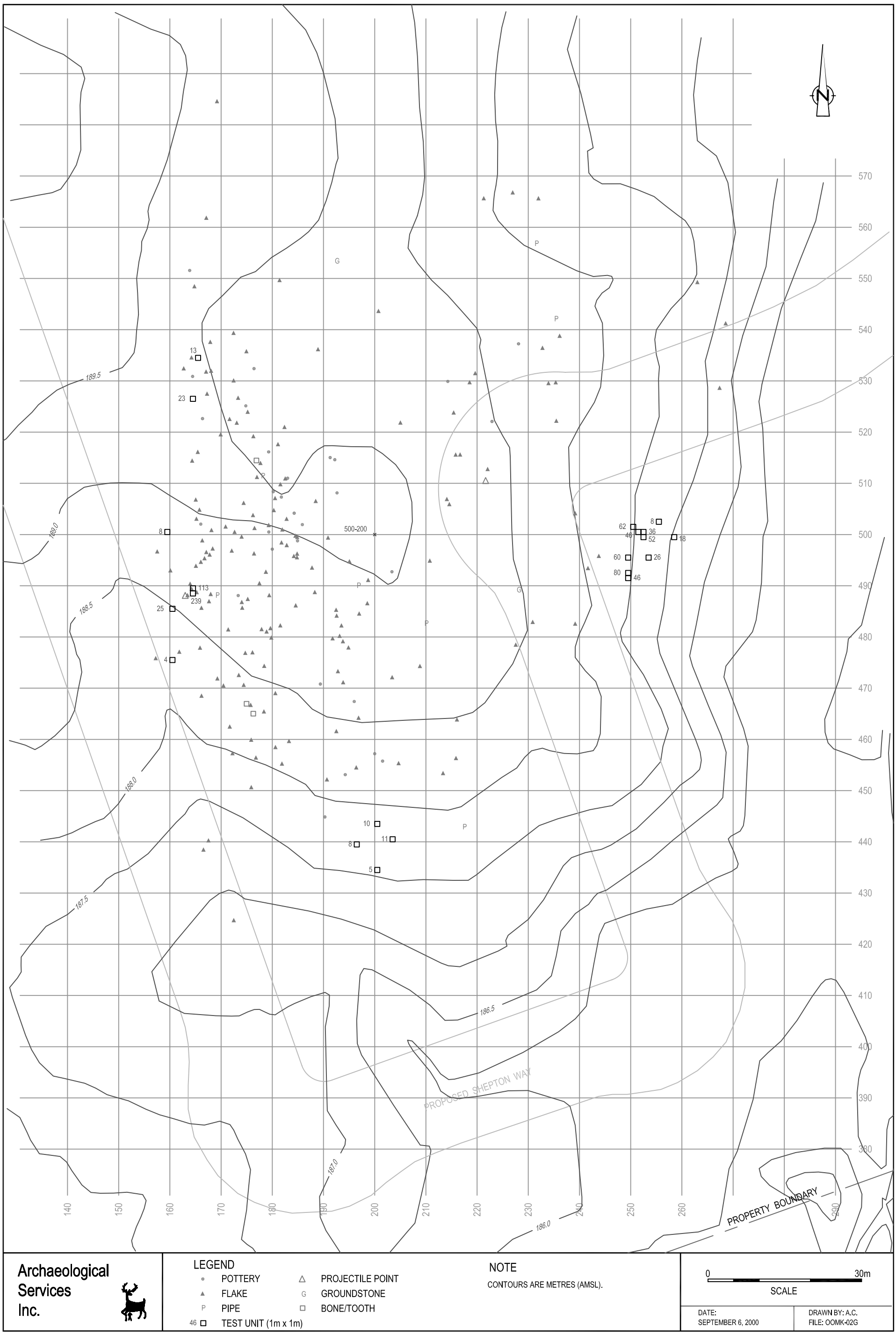

Figure 2: The Stage 3 Investigation of the Alexandra Site: Controlled Surface Collection and Test Unit Excavation

Using a transit and the previously established site datum points, a five metre grid was established over the excavation area, thereby facilitating the recording of feature and post mould locations by means of triangulation. Prior to triangulation, post moulds and features were further defined by trowelling, and square summary plans were drawn. As conditions warranted, and as the soil dried out due to exposure to sun and wind, water was used to enhance the visibility of the features. The location and diameter of each post mould was recorded on pre-printed forms. Post moulds were sectioned only in order to distinguish large support posts from small pits.

Features were recorded by triangulation to a centre point and were drawn on pre-printed forms. Locational information and other attributes were also recorded. Features were excavated by trowel and shovel. Feature fill was screened through six millimetre mesh to facilitate the recovery of small artifacts. All features were sectioned along their central long axis so that the longest profile could be recorded. Large complex features were further sectioned and excavated by quadrants. Where necessary, photographs were taken to supplement feature plans and profiles. Flotation samples were taken from a variety of feature contexts in order to recover small-scale floral and faunal material.

These activities resulted in the documentation of sixteen longhouses as well as related features such as fence lines, and 229 subsurface cultural features, both inside the houses and within 11 exterior activity areas (Figure 3). Three middens were also identified and the plough zone of each midden was hand excavated by means of one metre square test units. Midden 1, situated at the east central edge of the site, covered approximately 70 m^2 of which 65 test units were excavated. Midden 2 was uncovered towards the northwest edge of the site. This midden covered an area of approximately 50m^2 all of which was excavated. Midden 3 was encountered approximately 35 metres south of Midden 2 near the west central edge of the site, most of which (179 m^2) was also excavated. The southwest edge of Midden 3 had been severely impacted by the excavation of a trench for the placement of drain tile. Soil fill was subsequently placed over the drain tile trench and the area of the swale in which it was placed in order to drain the swale for cultivation purposes. It is believed that some of this soil fill originated from the southeast edge of the site as topsoil depths in the latter ranged from very shallow to virtually nil.

Over 19,000 artifacts were recovered during the salvage excavation and were analyzed at the offices and laboratories of Archaeological Services Inc. in Toronto (Table 1). Analytical data were entered directly into computer database files which were used to generate both artifact catalogues and attribute analyses. On-line data systems were available to aid in the analysis of the ceramic and lithic artifacts, faunal and plant remains, and settlement pattern data.

Table 1: Alexandra Site Artifact Assemblage

Artifact Class	Frequency	Percentage
Ceramics		
Identified Vessels (Analyzable Rims)	228	1.16
Unanalyzable Rim Sherd Fragments	255	1.30
Neck/Shoulder Sherds	321	1.63
Body Sherds	2,353	11.98
Pipe Fragments	327	1.66
Juvenile Ceramics	187	0.95
Miscellaneous Ceramic Artifacts	103	0.52
Flaked Lithics		
Formal Flaked Stone Tools	72	0.37
Flaked Stone Debitage	9,640	49.08
Ground and Rough Stone		
Celts	36	0.18
Other	18	0.09
Copper	4	0.1
Worked Bone and Faunal Remains	6,101	31.06
Total	19,645	99.99



Archaeological Services Inc.

PIT
SWEAT LODGE
HEARTH
EXCAVATION LIMITS
TEST UNITS
ASH PIT
WALL TRENCH
MIDDEN
SUPPORT POST

DRAWN BY: R.G.
FILE: 00MK-02

DATE:
JAN / 12 / 2004

Figure 3: The Stage 4 Salvage Excavation at the Alexandra Site

2.0 SETTLEMENT PATTERNS *by Bruce Welsh and Ronald F. Williamson*

2.1 Introduction

Excavation of the site resulted in the documentation of three midden deposits, eleven activity areas, and sixteen longhouses (Figure 3). One longhouse, House 4, was not precisely delineated, but it appears to have comprised a rather short structure with an extensive fenced activity area immediately to its west. Another longhouse, House 3, was incomplete as its east end had been truncated by the placement of a storm sewer line during construction activities associated with the building of the subdivision (ca. 1980) situated immediately to the north of the site and the channelling of the Highland Creek adjacent to the east edge of the site. Four other houses, Houses 1, 7, 12, and 13, may have been impacted on their respective east edges by soil removal activities, either related to farming practices or by the re-channelling of the creek. In either case, the definition of the east end walls of these four longhouses was limited. A number of the longhouses displayed limited repair work while most of the others, Houses 2, 3, 6, 7, 8, 9, 11, 12, 14, and 17, had either been enlarged or contracted (Figure 3).

The following constitutes an analysis of the above-mentioned settlement features, providing both general observations and detailed descriptions. Metric attributes for each house are summarized in Table 2.

2.2 Village Plan

The Alexandra site covered a maximum area of approximately 220 x 120 metres (2.6 hectares). However, the main occupation area was confined to a 145 x 120 metre (1.7 hectare) area, with three longhouses (Houses 2, 3, and 4) situated 90, 30, and 120 metres respectively from the main component of the site (Figure 3). The houses also displayed a variety of orientations. Four houses, Houses 2, 3, 4, and 5, were oriented in a general east-west direction; Houses 6, 8, 9, 10, and 11 were generally oriented in an east, northeast to west, southwest directions; Houses 12, 13, and 14 were oriented in an east, southeast to west, northwest direction; Houses 16 and 17 were oriented in a northwest-southeast direction; and Houses 1 and 7 were oriented in a northeast-southwest direction (Table 2). The variation in orientation of the longhouses appears to relate to orienting houses topographically most advantageously on the large knoll on which the site was situated and also to match the size of the social groups that are co-residing in the community. Given that ten of the longhouses had undergone large scale changes through time and that several houses overlap, i.e., Houses 9 and 11, 14 and 16, and 16 and 17, and therefore could not have been contemporary occupations, the site must have been occupied for a considerable period of time, long enough to have warranted several building phases.

The most realistic scenario of building phases, which is provisionally based on the very small sample size of ceramics recovered from the respective longhouses, is as follows. First, Houses 9 and 11 were contemporary and predate House 8 (House 8 and 9 may have been co-occupied for some period). Houses 5 and 6 were probably contemporary, as were Houses 7 and 10. Which of the remaining houses were contemporary with each of these associated houses is unclear, as is the chronology of their occupation. Since the features of Houses 2 and 3 appear to have slightly later pottery, it is possible that site occupation evolved from the south to the north. It is also possible that House 2 was concomitantly used during the second phase of occupation.

Table 2: Alexandra Site House Variability

House	Length (metres)	Width (metres)	Orientation (E of N)	Area (square metres)
House 1	37.5	7.6	47E	285
House 2a*/2b**	41.2*/45.6**	7.4	86E	305/337
House 3a*/3b***	29.5***/35.5***	7.6	90E	224/269
House 4	11.4	6.3	89E	72
House 5	32	7.6	87E	243
House 6a*/6b**	30*/72**	7.3	74E	219/525
House 7a*/7b**/7c**	36.8*/42.4**/46.4**	6.9	46E	254/292/320
House 8a*/8b**	22.5*/45**	7.4	78E	166/333
House 9a*/9b**/9c**/9d**	23.2*/28**/31.2**/37.6**	7.4	75E	172/207/231/278
House 10	15	6.6	73E	99
House 11a*/11b**	35.2*/48.8**	7.6	81E	268/371
House 12a*/12b**	22.3*/31.4**	7.1	108E	158/223
House 13	40	7.6	104E	304
House 14a*/14b	30.2**/36.3**	7.5	116E	226/272
House 16	37.5	7.3	137E	274
House 17a*/17b**	44.2*/50.4**	7.4	141E	327/373

a* - refers to the shortest version of the house visible; b/c/d** - refer to the longer versions of the house, based on number of end walls visible; *** - refers to the extant exposed lengths of the impacted and truncated House 3

2.3 House Descriptions

House 1

House 1 was oriented 47E east of north (Table 2 and Figures 3 and 4). It measured 37.5 metres in length by 7.6 metres in width, providing an enclosed area of approximately 285 m^2. The western end wall was tapered with a flat end with a likely doorway at the centre approximately one metre wide. The eastern end wall was barely visible but enough posts were present to suggest it was gently rounded. Highland Creek had been re-channelled and its banks re-aligned in 1980 likely impacting the end wall. Two apparent gaps in the north wall of the house are also the result of disturbance, in this case, animal burrows, which had obscured or eliminated the house wall posts.

The walls of House 1 were formed primarily by single row and occasionally paired posts. There was a greater density of posts in the southeast wall, likely reflecting structural maintenance in that area.

The distribution of interior features and interior posts, especially support posts, revealed the presence of at least one bunk line, approximately 1.9 metres wide, on the north side of the house. The opposite side of the house contained a number of small features as well as a semi-subterranean sweat lodge, which may have precluded the presence of a bunk line in those areas.

The four features within the central corridor, Features 100, 102, 109, and 111, were all pits that were devoid of artifacts (Table 3).

The one feature immediately inside the north wall, Feature 98, was an interior semi-subterranean sweat lodge. It was oriented parallel to the north wall, with its north edge not quite impacting the house wall—although the house wall may have been incorporated into the structure to maintain structural integrity—and the ramp end and entrance pointed east. The sweat lodge measured 2.44 metres in length, 1.4 metres in width and 24 centimetres in depth. It had a roughly rectangular plan and flat bottomed profile, although the basal living floor was not clearly visible. A dense concentration of pottery was encountered within the feature fill along with a variety of other artifacts (Table 3).

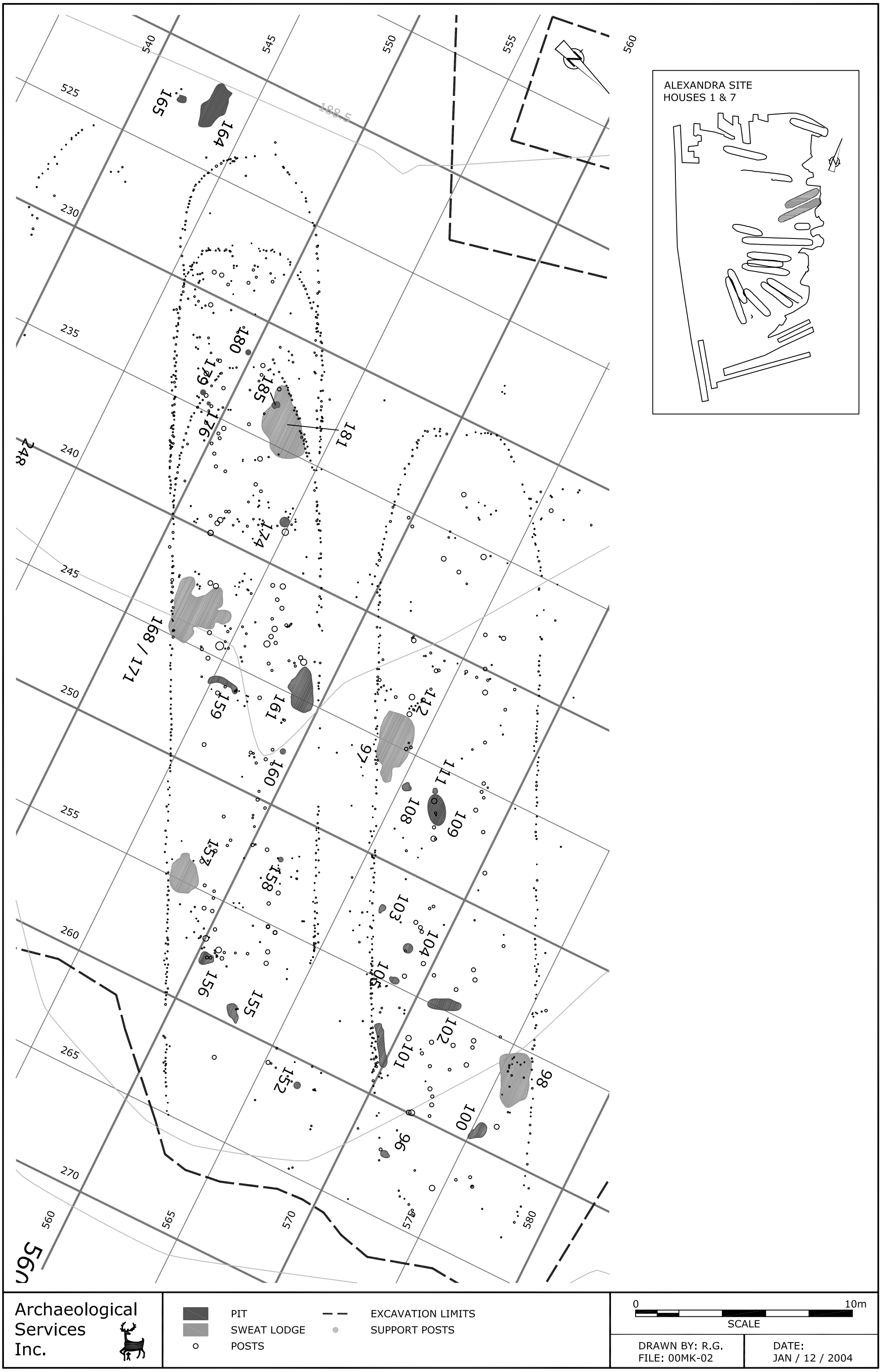

Figure 4: Houses 1 and 7 at the Alexandra Site

Table 3: House 1 Summary Description of Features

Feat. No.	Feat. Type	Dimensions (cm) l	w	d	Plan/Profile Shape	Location	Contents. Fill Composition
96	Pit	45	32	12	Irregular/Shallow Basin	South wall	Lensed: L1: Dark soil mottled with subsoil (10yr3/3 - dark brown); L2: Dark soil mottled with ash and subsoil (10yr5/2 - greyish brown)
97	Sweat Lodge	318	140	29	Keyhole/Flat Bottom	South wall	Bone, chert, pottery, CPR, FCR. Layer 1 (Fill): Dark soil mottled with subsoil and charcoal (10yr3/3 - dark brown). Layer 2 (Living Floor): Dark soil mottled with charcoal (10yr4/2 - very dark greyish brown)
98	Sweat Lodge	244	140	24	Rectangular/Flat Bottom	North wall	Bone, chert, pottery, FCR. Layer 1 (Fill): Subsoil mottled with dark soil and charcoal (10yr3/6 - dark yellowish brown); Layer 2 (Living Floor): Dark soil mottled with charcoal and subsoil (10yr3/2 - very dark greyish brown)
100	Pit	127	84	16	Irregular/Shallow Basin	Centre	Fill: Dark soil mottled with charcoal and subsoil (10yr3/2 - very dark greyish brown)
101	Pit	199	35	16	Ovate/Shallow Basin	South wall	Fill: Dark soil mottled with charcoal and subsoil. (10yr3/3 - dark brown)
102	Pit	163	44	18	Ovate/Shallow Basin	Centre	Fill: Dark soil mottled with subsoil and fired soil (10yr3/3 - dark brown); predates 2 posts.
103	Pit	43	28	04	Irregular/Shallow Basin	South wall	Fill: Dark soil mottled with charcoal (10yr3/2 - very dark greyish brown)
104	Pit	45	43	28	Ovate/Deep Basin	South wall	Bone, pottery. Predates interior post. Fill: Subsoil mottled with dark soil and charcoal (10yr3/3 - dark brown)
105	Pit	48	32	07	Irregular/Irregular	South wall	Fill: Dark Soil mottled with subsoil and charcoal (10yr4/1 - dark grey)
108	Pit	47	46	22	Irregular/Skewed	South wall	Fill: Dark soil mottled with charcoal and subsoil (10yr3/3 - dark brown)
109	Pit	150	81	09	Ovate/Shallow Basin	Centre	Fill: Dark soil mottled with subsoil (10yr5/3 - brown); predates 1 support post
111	Pit	29	21	11	Irregular/Skewed	Centre	Fill: Dark soil mottled with subsoil (10yr4/3 - brown)

The remaining seven features, comprising one semi-subterranean sweat lodge, Feature 97, five sterile pits, Features 96, 101, 103, 105, and 108, and one refuse pit, Feature 104, containing bone and pottery, were situated in the southeast section of the house interior immediately north of the south wall (Figure 4 and Table 3).

Feature 97 was an interior sweat lodge oriented parallel to the south house wall, with its south edge not quite impacting the south wall (although the house wall may have been incorporated into the structure) and its ramp end and entrance pointing eastward. It measured 3.18 metres in length, 1.40 metres in width and 29 centimetres in depth. It had a keyhole plan shape, a flat bottomed profile and a distinct living floor. A variety of artifacts, including pottery, chert, bone, carbonized plant remains and fire-cracked rock, were recovered.

No hearth remnants were encountered within House 1. Fired soil lenses, however, are often very thin and faint, and it is not unusual for them to be partially or even completely removed from the subsoil as a result of deep ploughing or during the removal of topsoil. It should also be noted that no features were encountered within either of the house ends, areas which may have been used for storage.

House 2

House 2 was oriented 86E east of north (Table 2 and Figures 3 and 5). Both ends were generally rounded with an overlapping walled corner entrance at the northwest corner and a central entrance on the west end wall. There were two, possibly three, east end walls with the easternmost creating a 4.4 metre long, possibly enclosed space. Given the absence of both posts and features in this area, its use must have been restricted to above-ground storage or activities, although the south-east corner may have connected with a semi-subterranean sweat lodge (Feature 70). All three end walls begin at a line of posts that is perpendicular to the long-axis of the house and that is situated about two metres east of Feature 45. While

this would normally be interpreted as a cubicle wall, it also seems to have marked a break in the structure between the main body of the house and its east end(s).

The maximum length of the original house (not including the outer east wall) was 41.2 metres with a maximum width of 7.4 metres creating a maximum enclosed area of 305 m^2. The western end wall was gently rounded with a partial overlap on the north side perhaps marking a doorway (Figure 5). Another odd arrangement of posts in the north wall to the east of Feature 17 may also have marked an entrance. Another gap across the house likely formed a doorway, providing access to two exterior house features (Features 14 and 15) while yet another gap in the south wall, adjacent to Feature 67, may also have served as an entrance. Otherwise, the walls of House 2 were formed primarily by single row and paired posts with no area of increased density.

The distribution of support posts reveals the presence of two bunk lines, approximately 1.8 metres wide on both sides of the house, creating a central corridor with a width of 3.8 metres. Of the 17 features encountered in the house, ten were situated in the central corridor, one was under the south bunk line and four were adjacent to or under the north bunk line. Feature 67, a sweat lodge, clearly marks the terminus of the south bunk line. Thirteen of the features, Features 23, 27, 28, 29, 31, 33, 41, 43, 44, 45, 67, 68, and 70, were concentrated towards the east end of the house, while only four features, Features 12, 13, 16, and 17, were situated towards the west end of the house (Figure 5 and Table 4).

Feature 67, an interior semi-subterranean sweat lodge, was situated adjacent to the south wall next to the end partition wall. Its shape was somewhat irregular because its ramp end and entrance were extended from the northwest end of the feature rather than from the centre of an end as in most cases (Figure 5). The main body of the sweat lodge lay parallel to the house wall, with its south edge not quite impacting the wall — although the house wall may have been incorporated into the sweat lodge to maintain structural integrity. The location and orientation of the ramp placed the entrance within the central corridor, beside the ramp of a nearly adjoining sweat lodge, Feature 44 (see description below) and adjacent to Feature 45, a hearth, in which the rocks used for both sweat lodges may have been heated. Feature 67 measured 2.64 metres in length, 2.00 metres in width and 0.25 metres in depth. It had a flat bottomed profile with a distinct living floor. Pottery, chert and bone were recovered, as well as a large quantity of fire-cracked rock, primarily from the ramp area.

Feature 44 had a more usual keyhole plan and flat bottomed profile with a distinct living floor. It was orientated perpendicular to the main axis of the house with the ramp end and entrance facing south. It measured 2.71 metres in length, 1.82 metres in width and 19 centimetres in depth. Pottery, chert and bone were recovered, including a bone bead and awl.

Feature 70, another sweat lodge, had the usual flat bottomed profile with a distinct living floor. It was appended to what was likely the original eastern wall of the house (Figure 5), with the ramp end positioned within the house and the main body extending beyond the house end. Since no house wall posts appeared on either the surface or beneath the feature, it is likely to have been contemporaneous with the original end of the house as well as perhaps the outer wall. It measured 2.6 metres in length, 2.0 metres in width and 12 centimetres in depth. Pottery, chert, bone and fire-cracked rock were recovered from the fill layer.

Eight of the remaining ten features were situated within the central corridor. Five features, Features 27, 31, 33, 43, and 68, were refuse pits of varying size (Figure 5). Another three, Features 28, 29, and 45, were hearths. Features 28 and 29 intersected but were not contemporary as Feature 28 intruded through Feature 29. Two large posts also intruded through Feature 29 and thus post-dated it.

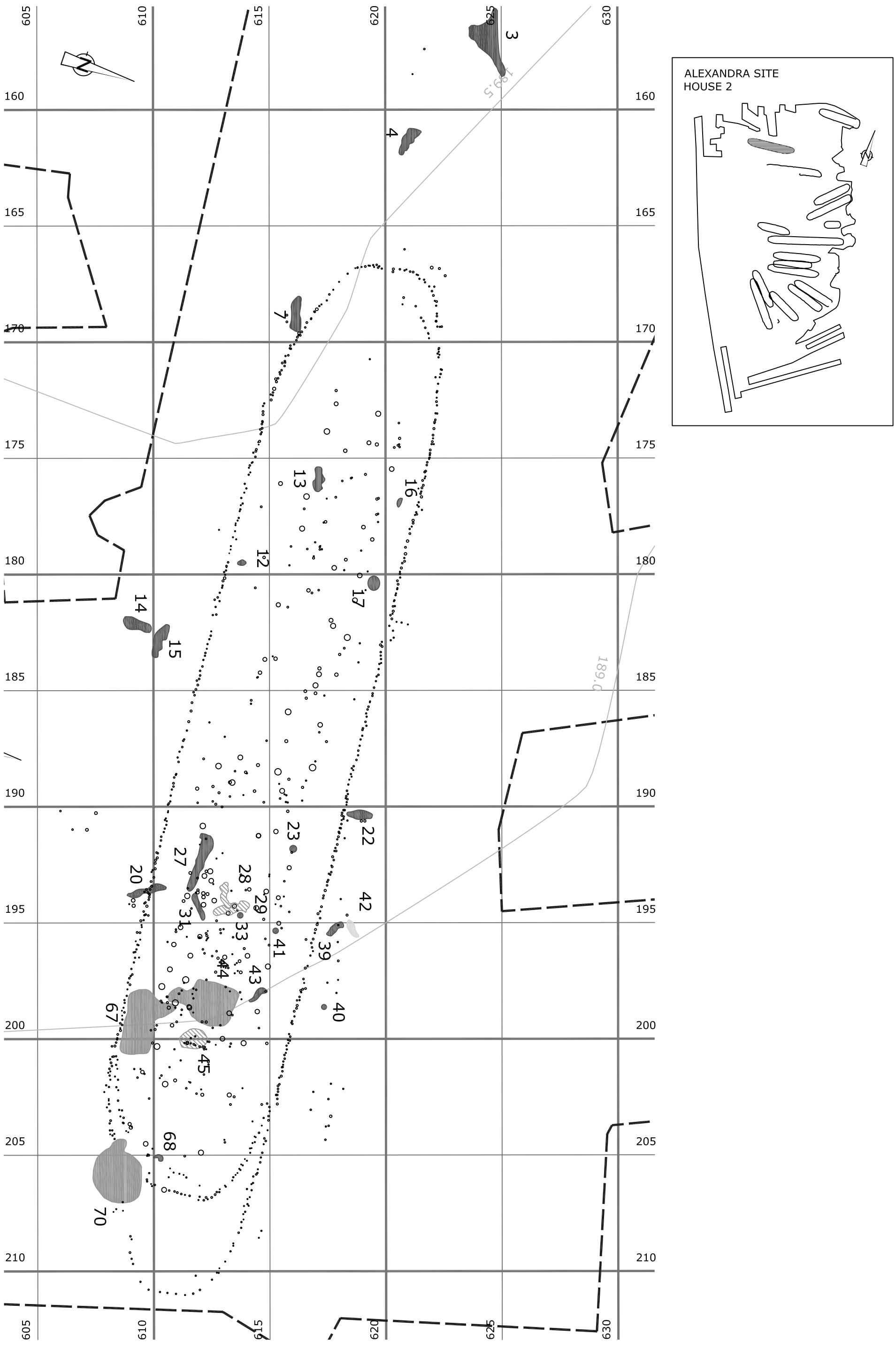

Figure 5: House 2 at the Alexandra Site

Table 4: House 2 Summary Description of Features

Feat. No.	Feat. Type	Dimensions (cm) l	w	d	Plan/Profile Shape	Location	Contents. Fill Composition
12	Pit	39	24	10	Ovate/Shallow Basin	South Bunk	Fill: Dark soil mottled with subsoil (10yr4/3 - brown)
13	Pit	107	50	10	Irregular/Shallow Basin	Centre	Chert; Fill: Dark soil mottled with subsoil, charcoal & ash (10yr42 - dark greyish brown)
16	Pit	40	23	07	Irregular/Shallow Basin	North Bunk	Fill: Dark soil mottled with subsoil (10yr4/2 - dark greyish brown)
17	Pit	63	54	10	Ovate/Shallow Basin	North Bunk	Fill: Dark soil mottled with subsoil and charcoal (10yr4/2 - dark greyish brown)
23	Pit	31	31	15	Circular/Shallow Basin	North Bunk	Chert; Fill: Dark soil mottled with subsoil & charcoal (10yr4/2 - dark greyish brown)
27	Pit	249	45	18	Irregular/Skewed	Centre	Bone; predates 2 posts; Fill: Dark soil mottled with subsoil and charcoal (10yr4/3 - brown)
28	Hearth	110	44	06	Irregular/Skewed	Centre	Intrudes into and postdates F29; Lensed: L1: Charcoal mottled with dark soil (10yr3/2 - very dark greyish brown); L 2 (primary): Fired soil mottled with subsoil (5yr6/4 - light reddish brown)
29	Hearth	160	40	08	Irregular/Irregular	Centre	2 support posts intrude into and postdate F29; F29 predates F28; chert, pottery & bone found in 2 posts; Fill: Grey soil mottled with fired soil and dark soil
31	Pit	125	23	15	Irregular/Irregular	Centre	Pottery; Lensed: L1 (primary): Brown soil (10yr5/3 - brown); L2: Dark soil mottled with subsoil
33	Pit	25	24	09	Ovate/Shallow Basin	Centre	Fill: Dark soil mottled with fired soil and charcoal
41	Ash Pit	24	24	05	Circular/Shallow Basin	North Bunk	Fill: Ash mottled with subsoil and charcoal (10yr5/1 - light grey)
43	Pit	85	34	24	Irregular/Irregular	Centre	Fill: Dark soil mottled with subsoil and charcoal (10yr3/3 - dark brown)
44	Sweat Lodge	271	182	19	Keyhole/Flat Bottom	Centre	Bone bead and awls, pottery and chert; F44 predates F45; L1 (Fill): Dark soil mottled with subsoil and charcoal (10yr4/3 - brown); L2 (Living Floor): Dark soil mottled with charcoal and subsoil (10yr3/3 - dark brown)
45	Hearth	122	85	20	Ovate/Irregular	Centre	Fill: Subsoil mottled with fired soil and charcoal (5yr6/4 - light reddish-brown); F45 postdates F44; 8 posts postdate or are contemporary with hearth
67	Sweat Lodge	264	200	25	Irregular/Flat Bottom	South Bunk	Pottery, chert ,bone, FCR; L1 (Fill): Dark soil mottled with subsoil, charcoal & ash (10yr4/2 - dark greyish brown); L2 (Living floor): Dark soil mottled with charcoal, subsoil & ash (10yr3/2 - very dark greyish brown)
68	Pit	39	32	11	Irregular/Shallow Basin	End	Pottery and bone. Fill: Medium grey soil mottled with charcoal and subsoil (10yr4/2 - dark greyish brown)
70	Sweat Lodge	260	200	12	Keyhole/Flat Bottom	End	Pottery, chert, bone and FCR. L1 (Fill): Dark soil mottled with subsoil and charcoal (10yr4/3 - brown); L2 (Living Floor): Very dark soil mottled with charcoal and ash (10yr4/2 - dark greyish brown)

House 3

House 3 was oriented approximately 90E east of north (Table 2 and Figures 3 and 6). As mentioned above, the installation of a storm sewer line during the construction of the subdivision situated immediately north of the site and the re-channelling of Highland Creek resulted in the truncation of the east end of the house. The west end of the house was extended or contracted by a length of six metres at some point during its occupation.

The walls of House 3 were formed primarily by paired posts (including the inner west end wall) while the outer west end wall appears to have been formed by a single row of posts. This is provisional evidence of an expansion rather than a contraction. Both western end walls were gently rounded in form.

Several possible doorways may be suggested, one of which is situated in the north wall between Features 62 and 63. It appears to have been marked by a flared wall segment and to have been coincident with a featureless area in the middle of the house. Other possible entrances are those in the outer extension end

or side walls (Figure 6). While a few other smaller gaps exist, these are more likely the result of poor soil conditions and disturbance.

The distribution of interior posts and features indicated the presence of two bunk lines approximately 1.6 metres in width, providing a 4.4 metre wide central corridor.

With the exception of Feature 63, no other features were found in the west half of the house. Features 54 and 58 were in the central corridor, while Features 55 and 62 appear to have been on their respective bunk lines. Features 56 and 63, both semi-subterranean sweat lodges, were situated along the house walls while Feature 58, also a semi-subterranean sweat lodge, was in the central corridor in the east half of the house (Figure 6 and Table 5).

Feature 54 was sterile; Feature 55 was a refuse pit containing chert; and Feature 62 was an ash pit containing chert.

Feature 56, situated adjacent to the south house wall in the east end of the house, had been impacted by the re-channelling of Highland Creek and the storm sewer installation. The extant remains of the feature measured 1.8 metres in length, 1.7 metres in width, and 0.22 metres in depth and included a living floor. An ash pit or ash lens may post-date the feature and its presence gives the sweat lodge a somewhat irregular appearance on the surface. The lodge was parallel to the main axis of the house and had the usual keyhole plan and flat bottom profile with a ramp end and entrance facing north on the west end of the feature. Its south edge did not impact the house wall—although the house wall may have been incorporated into its construction. Pottery, bone, chert and a large quantity of fire-cracked rock were recovered.

Feature 58 was situated within the central corridor of House 3, perpendicular to the long axis of the house, with the ramp end facing south and placed off centre so that the ramp aligned with the west edge of the main body of the feature. It measured 3.74 metres in length, 3.05 metres in width, and 0.3 metres in depth (Table 5). It had the usual flat bottom profile even though the living floor was obscured in places by animal burrows. Pottery, chert, bone and large quantities of fire-cracked rock were encountered in the fill and a pipe bowl and stem, and a bone bead were recovered from the living floor of the ramp. A number of posts on the surface of the feature appear to postdate the feature (Table 5).

Table 5: House 3 Summary Description of Features

Feat. No.	Feat. Type	Dimensions (cm) l	w	d	Plan/Profile Shape	Location	Contents. Fill Composition
54	Pit	33	28	13	Ovate/Shallow Basin	Centre	FCR: Fill: Dark soil mottled with subsoil and charcoal (10yr4/2 - dark greyish brown)
55	Pit	27	26	13	Circular/Shallow Basin	On South bunk line	Chert; Fill: Dark soil mottled with subsoil and charcoal (10yr4/2 - dark greyish brown)
56	Sweat Lodge	180	170	22	Keyhole/Flat Bottom	South Bunk	Pottery, bone, chert FCR; east end obliterated by previous construction activity; an ash pit (lens?) may postdate feature and affected plan view as upon excavation ramp actually found to west; L1 (Fill): Subsoil mottled with dark soil and charcoal (10yr4/3 - brown); L2: (Living Floor): Dark soil mottled with charcoal and subsoil (10yr4/2 - dark greyish brown); L3 (ash pit/lens): ash mottled with subsoil and charcoal (10yr6/1- gray)
58	Sweat Lodge	374	305	30	Keyhole/Flat Bottom	Centre	Pottery, chert, bone, FCR. Pipe bowl & stem and bone bead found in ramp living floor; L1(Fill): Subsoil mottled with dark soil and charcoal (10yr5/2 - greyish-brown); L2 (Living Floor): Dark soil mottled with charcoal and subsoil (10yr4/2 - dark greyish brown); 6 posts postdate or are contemporary with sweat lodge
62	Ash Pit	32	30	18	Ovate/Deep Basin	On North Bunk line	Chert; Fill: Subsoil mottled with ash and charcoal (10yr6/1 - light brownish grey)
63	Sweat Lodge	287	181	35	Keyhole/Flat Bottom	North Bunk	Pottery, chert and FCR. L1 (Fill): Subsoil mottled with dark soil and charcoal (10yr4/4 - dark yellowish-brown); L2 (Living Floor): Dark soil mottled with charcoal (10yr3/1) - very dark grey)

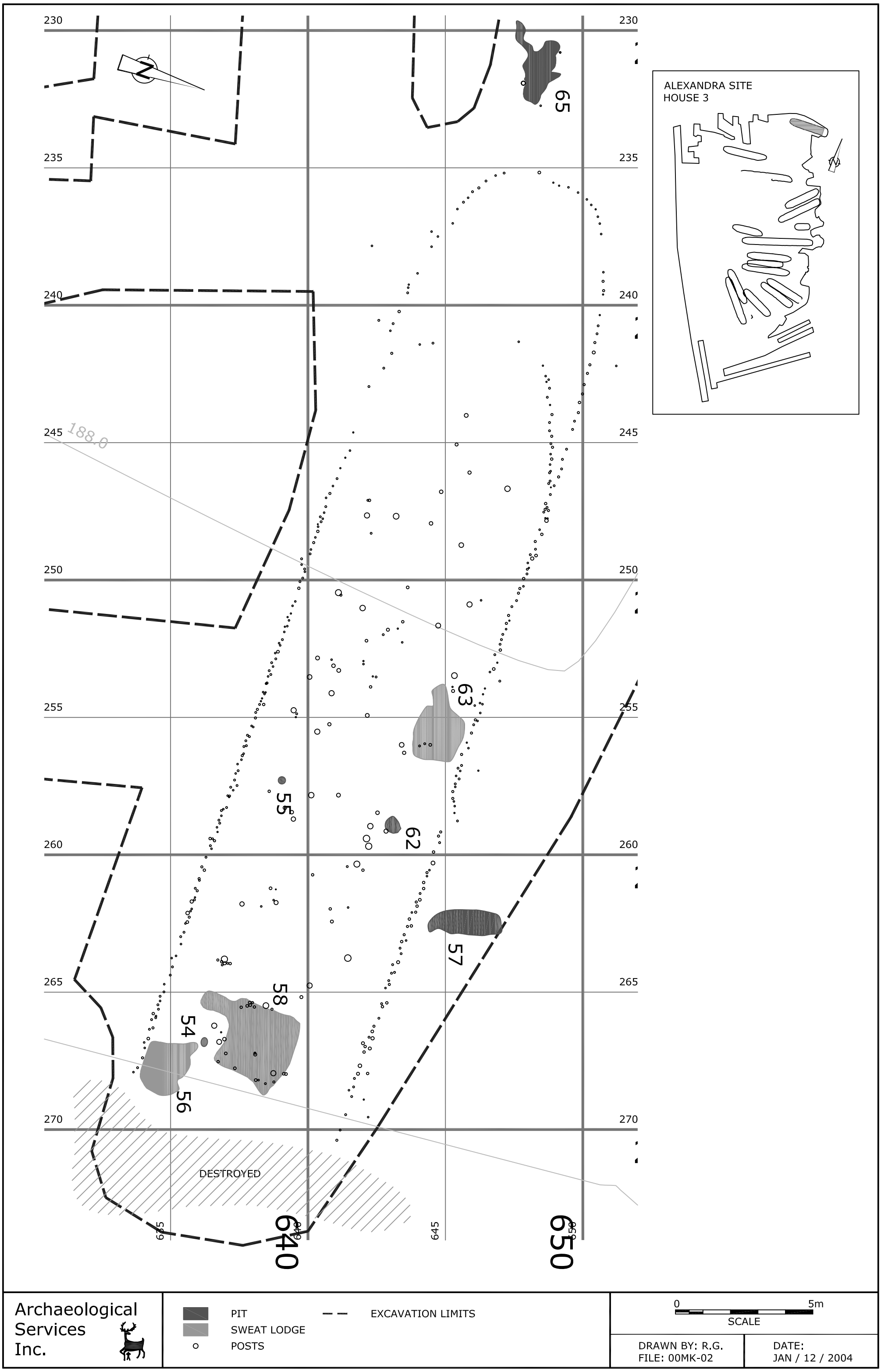

Figure 6: House 3 at the Alexandra Site

Feature 63 was situated parallel to the north house wall with the ramp end and entrance facing to the west. It had a regular keyhole plan and flat bottom profile with a distinct living floor, and measured 2.87 metres in length, 1.81 metres in width, and 0.35 metres in depth (Figure 6). Pottery, chert and fire-cracked rock were recovered from the fill layer.

As with House 1, no hearths were encountered within the extant portion of House 3. However, the construction impacts and poor soil conditions in this area may have obscured or precluded the detection of any hearths that were present.

House 4

House 4 was oriented at an angle of 89E (Table 2 and Figures 3 and 7). Because of poor soil conditions, the house was not well defined. Generally, the structure seems to have been at the terminus of a long fence-like structure extending east-west.

There were both numerous gaps and post clusters in the walls but the ends were nevertheless evident. The house was only 11.4 metres long and 6.3 metres wide (Figure 7). This provides a total interior house area of 72 m^2. Alignments of posts at the east end of the house indicate that a vestibule, and perhaps also an exterior enclosure, might have been features of this end of the house. No features were encountered in the area.

The house had only four support posts, and six features were distributed throughout its interior in the west end of the house (Table 6). Features 76, 78, 79, 88, and 90 were all generalized pits. Feature 77 was a hearth located so close to the wall in the west end of the house that it may not have been contemporary.

Table 6: House 4 Summary Description of Features

Feat. No.	Feat. Type	Dimensions (cm) l	w	d	Plan/Profile Shape	Location	Contents. Fill Composition
76	Pit	33	28	13	Ovate/Shallow Basin	North Bunk	Fill: Dark soil mottled with subsoil (10yr3/3 - dark brown); Predates 2 posts
77	Hearth	162	99	21	Irregular/Flat Bottom	End	Fill: Fired soil mottled with dark soil (7.5yryr4/4 - brown); predates 1 post
78	Pit	114	48	12	Ovate/Shallow Basin	End	Fill: Very dark soil (10yr3/2 - very dark greyish brown)
79	Pit	41	27	03	Irregular/Irregular	End	Pottery. Fill: Dark soil mottled with subsoil (10yr3/3 - dark brown)
88	Pit	33	33	06	Ovate/Shallow Basin	Centre	Fill: Subsoil mottled with fired soil and dark soil (10yr3/4 - dark yellowish brown)
90	Pit	25	24	10	Ovate/Shallow Basin	Centre	Fill: Dark soil mottled with subsoil (7.5yr3/2 - dark brown)

House 5

House 5 was oriented at an angle of 87E east of north (Table 2 and Figures 3 and 8). It had an overall length of 32 metres and width of 7.6 metres creating a maximum enclosed area of 243 m^2. The house was situated approximately two metres north of the west end of House 6. The walls of the house were formed primarily by paired and single row posts although some clustering especially along the north wall suggests rebuilding (Figure 8).

The west end of the structure was tapered to gently rounded with a flat end while the east end was more rounded (Figure 8). Four possible entrances occurred in the house walls, including two in the east end wall, perhaps conveniently placed to provide access into House 6, a two-metre gap in the south wall, providing entrance into the house adjacent to an interior partition wall, and a fairly clear gap in the centre of the west end wall (Figures 3, 8, and 9).

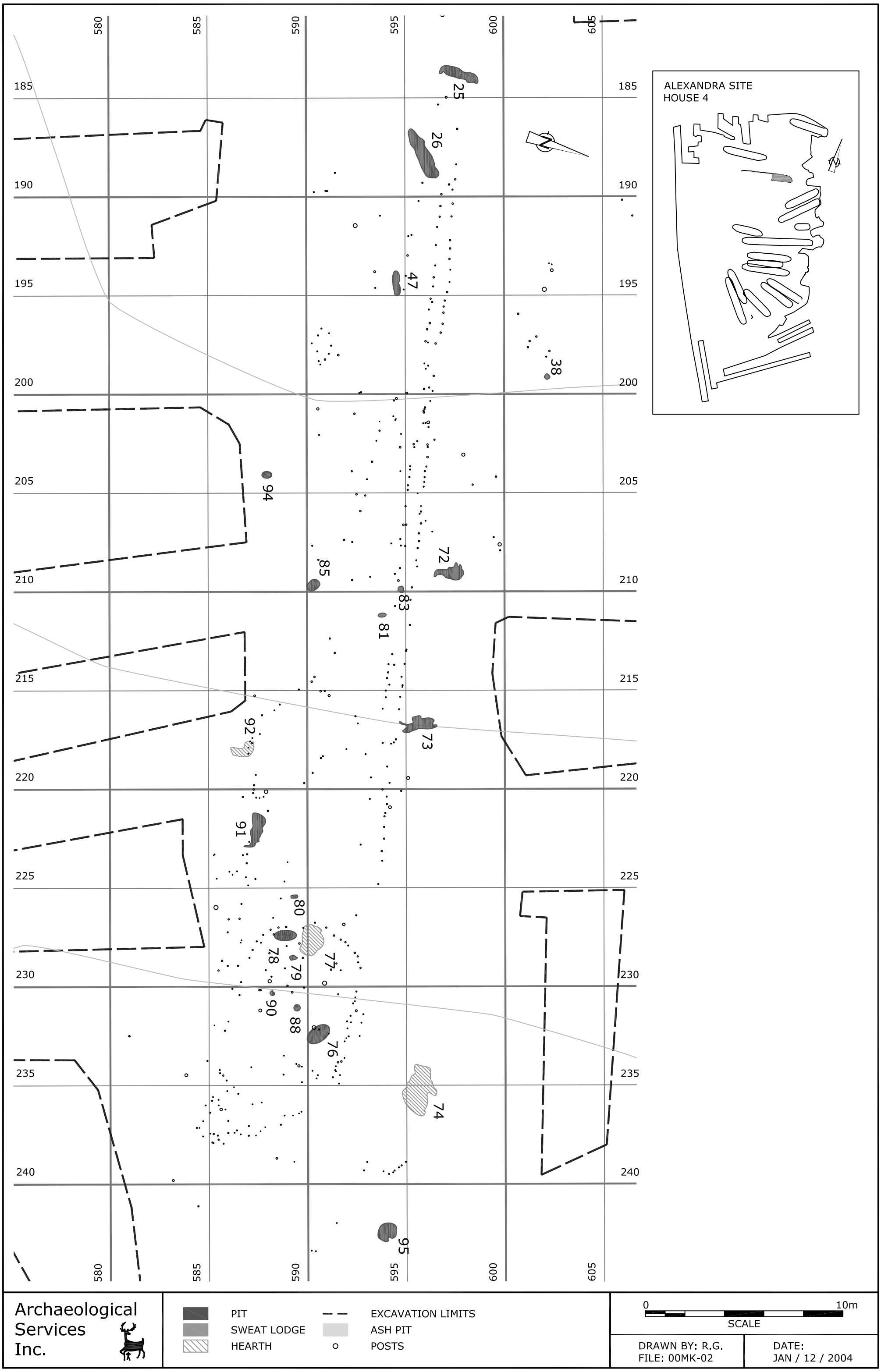

Figure 7: Houses 4 and Adjacent Fences at the Alexandra Site

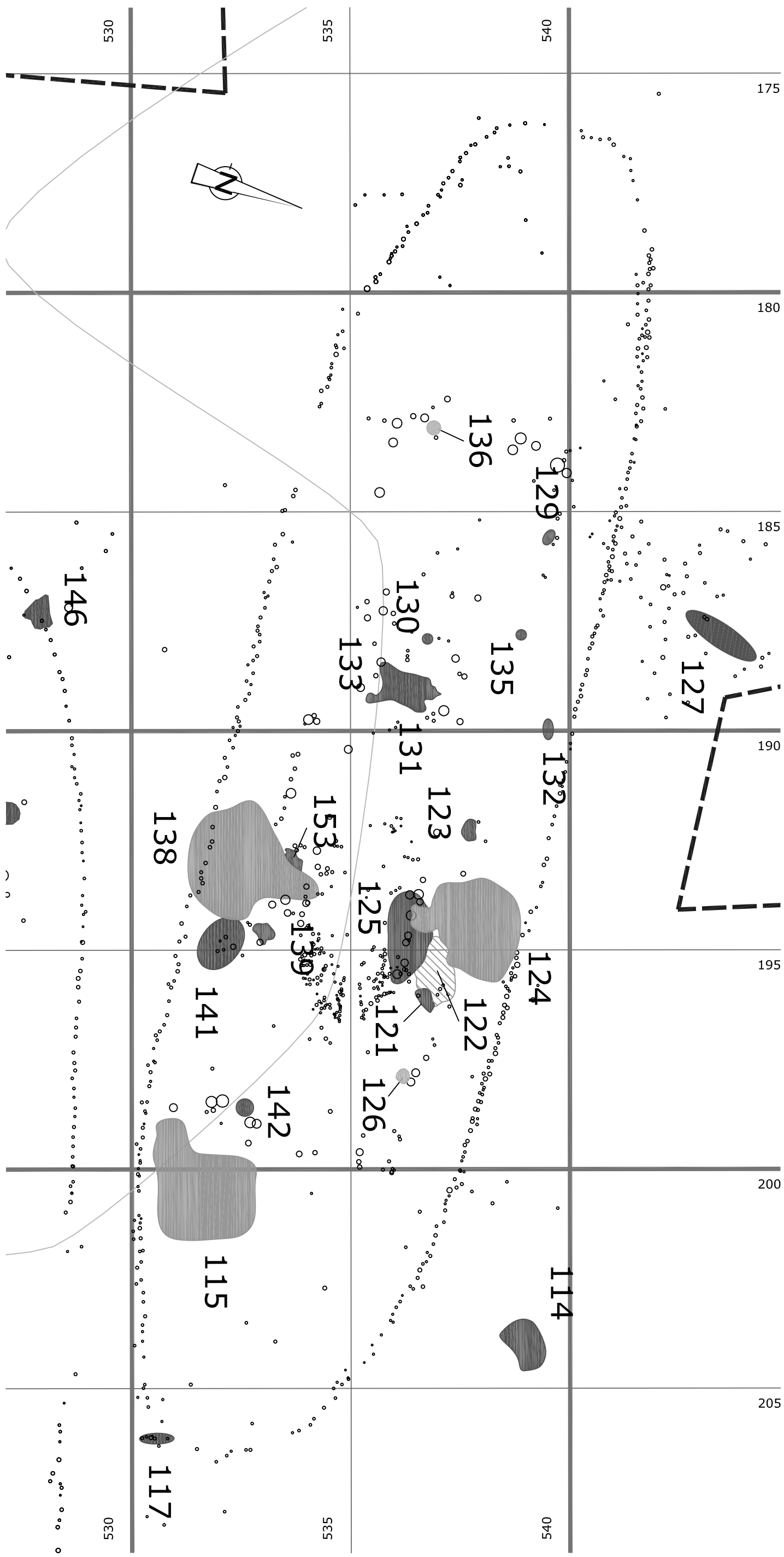

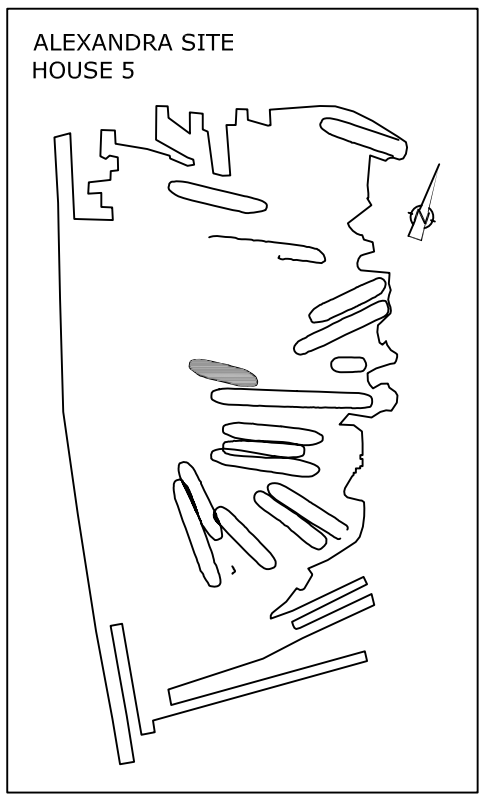

Archaeological Services Inc.

PIT
SWEAT LODGE
HEARTH
EXCAVATION LIMITS
POSTS
SUPPORT POSTS

0 5m
SCALE

DRAWN BY: R.G.
FILE: 00MK-02

DATE:
JAN / 12 / 2004

Figure 8: House 5 at the Alexandra Site

The distribution of interior support posts indicated the presence of discontinuous 1.6 metre wide north and south bunk lines. However, a complex group of features (Features 121, 122, 124, and 125), including a hearth, was located in what would have been the north bunk line in the approximate centre of the house (Figure 8). Similarly, Features 138, 139, 141, and 153 were clustered in what would have been the south bunk line. In addition, at a distance of approximately six metres from both ends of the house, lines of support posts perpendicular to the house walls suggest the presence of two large storage cubicles (Figure 8). Feature 132 was also situated under what may have been the north bunk line. Features 129 and 135 may have been excavated for the placement of large support posts.

The other features of the house were situated in the central corridor area with the exception of Feature 115, a semi-subterranean sweat lodge, situated in the east cubicle (Figure 8 and Table 7). Features 124 and 138 were also semi-subterranean sweat lodges.

Feature 138 was oriented perpendicular to the main axis of the house with the ramp entrance facing north. It had a symmetrical keyhole plan with a flat bottom profile and measured 2.30 metres in length, 2.00 metres in width, and 0.41 metres in depth. Pottery, chert and bone were recovered, and a large quantity of fire-cracked rock was encountered in the fill. Feature 153 truncated and post-dated Feature 138 as well as three other posts found beneath it. The living floor of the lodge was very distinct (Plate 1).

Feature 124, another semi-subterranean sweat lodge, was oriented perpendicular to the main axis of the house with the ramp end and entrance facing south into the central corridor and the main body, situated in what would have been the north bunk line. It had a symmetrical keyhole plan with a flat bottom profile. It measured 2.45 metres in length, 2.30 metres in width, and 0.43 metres in depth. Pottery, chert, bone, and ground stone were recovered, including a complete pipe encountered in the ramp living floor. Fire-cracked rock was present throughout the fill. Feature 125, a refuse pit containing pottery, chert and bone, was intersected by Feature 124. Feature 122, a hearth, pre-dated Features 124 and 125 while Feature 121, a refuse pit containing pottery, chert and fire-cracked rock, intersected Feature 122.

The other semi-subterranean sweat lodge (Feature 115) was oriented along the long axis of the house along the south wall and was situated in the east cubicle, immediately east of the line of large posts that probably separated the cubicle from the main part of the house. Feature 115 had an asymmetrical keyhole plan with a flat bottom profile. It measured 3.05 metres in length, 2.00 metres in width, and 0.17 metres in depth. Chert, bone, and a great deal of pottery were recovered from the feature, much of it being derived from an ash lens in the fill and from the living floor.

Plate 1: Living floor in northeast quadrant of the Feature 138 semi-subterranean sweat lodge.

Table 7: House 5 Summary Description of Features

Feat. No.	Feat. Type	Dimensions (cm) l	w	d	Plan/Profile Shape	Location	Contents. Fill Composition
115	Sweat Lodge	305	200	17	Keyhole/Flat Bottom	South Bunk/ East End Cubicle	Pottery, chert and bone; lots of pottery in ash lens and living floor; Lensed: L1 (Fill): Dark soil mottled with subsoil and charcoal (10yr4/3 - brown); L2 (Ash Lens): Ash mottled with dark soil (10yr6/2 - light brownish grey); L3 (Living Floor): Dark soil mottled with charcoal (10yr3/1 - very dark grey)
121	Pit	59	29	34	Ovate/Irregular	North Bunk/Centre	Pottery, chert, FCR; possible pit for a post?; F121 intrudes into and postdates F122; Fill: Dark soil mottled with charcoal, subsoil, as and fired soil (10yr3/1 - very dark grey)
122	Hearth	170	74	26	Irregular/Shallow Basin	North Bunk/Centre	Predates and intruded by F121, F124 and F125 and 4 posts; Lensed L1: Dark soil mottled with subsoil, fired soil, charcoal and ash (7.5yr5/4 - brown); L2: Fired soil mottled with dark soil, charcoal, subsoil and ash (5yr4/4 - reddish brown)
123	Pit	51	31	29	Irregular/Irregular	North Bunk/Centre	Pottery and chert; possible pit for 2 posts?; Fill: Dark soil mottled with subsoil, charcoal, ash and fired soil (10yr4/2 - dark greyish brown)
124	Sweat Lodge	245	230	43	Keyhole/Flat Bottom	North Bunk/Centre	Pottery, chert, ground stone, bone, FCR; Complete pipe found in ramp living floor; F124 truncates and/or superimposes, and postdates F122 and F125; F124 may predate 1 support post; Lensed: L1(Fill): Dark soil mottled with subsoil, charcoal and ash (10yr4/3 - brown); L2 (Lens):Dark soil mottled with charcoal, ash, subsoil and fired soil (10yr4/2 - dark greyish brown); L3 (Living floor): Dark soil mottled with charcoal, ash and subsoil (10yr3/2 - very dark greyish brown)
125	Pit	209	97	12	Ovate/Flat Bottom	North Bunk/Centre	Pottery, chert, bone; F125 predates F124 and 7 posts; F125 postdates F122; Fill: Dark soil mottled with ash, subsoil and charcoal (10yr5/3 - brown)
129	Pit	38	22	25	Ovate/Deep Basin	North Bunk	Chert; possible pit for a support post; Fill: Dark soil mottled with subsoil, ash and charcoal (10yr4/2 - dark greyish brown)
130	Pit	24	21	07	Ovate/Skewed	Centre	Pottery; Fill: Dark soil mottled with charcoal
131	Pit	165	94	18	Irregular/Irregular	Centre	Pottery, chert; F131 predates 2 support posts; Lensed: L1: Dark soil mottled with charcoal and subsoil (10yr3/1 - very dark grey); L2: Dark soil mottled with subsoil (10yr4/1 - dark grey); L3: Dark soil mottled with charcoal, ash and subsoil (10yr3/2 - very dark greyish brown); L4: Fired soil mottled with charcoal (5yr4/8 - yellowish red); L5 (Post): Dark soil mottled with charcoal, ash and subsoil (10yr3/2 - very dark greyish brown)
132	Pit	47	24	11	Ovate/Shallow Basin	North Bunk	Pottery; Fill: Dark soil mottled with subsoil, ash and charcoal (10yr4/2 - dark greyish brown)
135	Pit	24	24	10	Circular/Shallow Basin	North Bunk	Fill: Dark soil mottled with ash, subsoil and charcoal (10yr4/4 - dark yellowish brown)
138	Sweat Lodge	230	200	41	Keyhole/Flat Bottom	Centre/South Bunk	Pottery, chert, bone FCR; F138 predates and intruded by F153; Lensed: L1 (Fill): Dark soil mottled with subsoil and charcoal (10yr4/3 - brown); L2 (Lens): Dark soil mottled with subsoil, charcoal and ash (10yr3/3 - dark brown); L3 (Living Floor): Dark soil mottled with ash and charcoal (10yr4/1 - dark grey)
139	Pit	56	52	25	Irregular/Deep Basin	Centre	Pottery, chert; Fill: Dark soil mottled with subsoil, charcoal and ash
141	Pit	132	94	21	Rectangular/Flat Bottom	South Bunk	6 posts intrude into and postdate F141; Fill: Dark soil mottled with subsoil and charcoal (10yr3/3 - dark brown)
142	Pit	40	30	26	Ovate/Deep Basin	Centre	Chert and ground stone. Fill:Dark soil mottled with subsoil and charcoal (10yr4/3 - dark brown)
153	Pit	76	48	05	Irregular/Skewed	Centre	Bone. F153 truncates and postdates F138 and 3 posts predate and found beneath F153. Fill: Dark soil mottled with charcoal and ash (10yr4/1 - dark grey)

House 6

House 6 was oriented at an angle of 74E east of north (Table 2; Figures 3 and 9) and was situated in the middle of the site. The northwest end of the house was approximately two metres south of the southeast end of House 5. House 6 appears to have been significantly extended. Its original length of approximately

30 metres was more than doubled to approximately 72 metres. With a width of 7.3 metres, this provides enclosed areas of 219 m^2 for the original house and 525 m^2 for the extended version (Table 2). Neither phase of occupation was either intense or long-lived given the paucity of features and posts throughout the house. For the purposes of this discussion, the shorter phase of the occupation is designated House 6A while the longer structure is House 6B.

House 6A

The west end of House 6A was gently rounded leading to a flat end, while the east end was barely visible, revealing only the beginnings of the inward turns and a single post at the centre of the end. As the soils appeared to be undisturbed, the detection of the post in the centre of the end wall suggests that the east end was open. The walls of the house were formed primarily by paired and single row posts. However, a clustering of posts along a portion of the south wall provides evidence of some repair along this wall as well as the sequence from shorter to longer house.

The distribution of interior and support posts indicated the presence of north and south bunk lines as well as east and west end cubicles. The west end cubicle was not as obvious because of a cluster of posts and a series of post alignments that obscure the extreme west end of the house. The bunk lines were approximately 1.8 metres in width providing a central corridor with a width of 3.7 metres.

Only two features were present in House 6A, Features 198 and 201 (Table 8). Feature 201 was a hearth that was situated along the line of support posts forming the south bunk line. No artifacts were recovered from the feature.

Feature 198, a semi-subterranean sweat lodge, was situated along the north edge of the central corridor slightly west of the midpoint of the house. It post-dated two support posts that were found beneath the floor of the feature. It was oriented along the long axis of the house with its entrance facing east. It had a symmetrical keyhole plan with a flat bottom profile. It measured 2.75 metres in length, 1.58 metres in width, and 0.31 metres in depth. Pottery, chert, bone and fire-cracked rock were recovered from the feature, including a nearly complete vessel recovered from the ramp floor. A cluster of posts were encountered near the northwest and northeast edges of the feature but did not seem to intrude upon it.

House 6B

The west end of House 6B had relatively long tapers leading to a flat end wall. A row of posts appeared to be attached to the southwest corner of the end wall forming a minor exterior porch row. Another, albeit unattached, group of posts radiated from the northwest corner of the end wall but may be related to Feature 146, which possibly predates the house. The walls of the extended house were formed primarily by single row and some paired posts. Although numerous gaps occurred along the north and south walls, many of these gaps are attributable to disturbance rather than indications of doorways. The one exception is the well-defined rather wide gap in the north wall immediately south of the east end of House 5.

Eleven features were encountered in House 6B (Table 8). Features 186, 187, 189, and 191, were refuse pits situated in the central corridor. Two other refuse pits, Features 150 and 151, were perhaps situated under the south bunk line. Features 147 and 149 were ash pits that were situated in the west end cubicle. Although Feature 146 also appeared at the west end of the house, this refuse pit was truncated by three wall posts and therefore likely pre-dated House 6B. Feature 196 contained a number of elements from a human hand suggesting it had been a primary burial pit from which the remains had been removed for ossuary burial elsewhere.

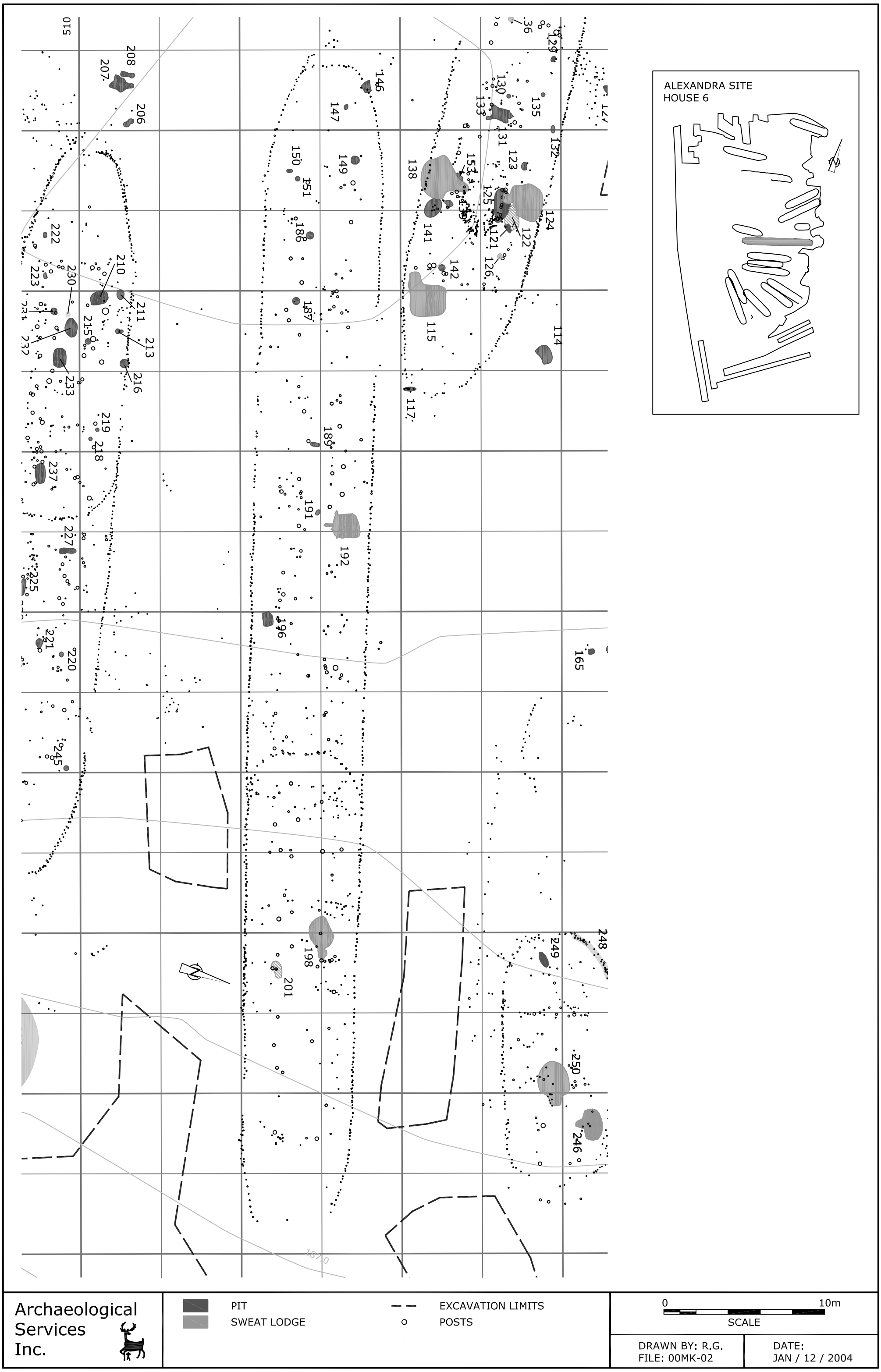

Figure 9: House 6 at the Alexandra Site

Table 8: House 6 Summary Description of Features

Feat. No.	Feat. Type	Dimensions (cm) l	w	d	Plan/Profile Shape	Location	Contents. Fill Composition
146	Pit	85	65	10	Irregular/Shallow Basin	West End/ North Bunk	Chert. Predates house wall so may not be related to House 6; Fill: Dark Soil mottled with subsoil (10yr4/4 - dark yellowish brown)
147	Ash Pit	43	24	15	Ovate/Shallow Basin	West End/ Centre	Pottery. Fill: Dark Soil mottled with subsoil and ash (10yr4/1 - dark grey)
149	Ash Pit	54	54	17	Circular/Shallow Basin	West End/ North Bunk	Fill: Dark soil mottled with subsoil and ash (10yr5/1 - grey)
150	Pit	37	32	16	Ovate/Irregular	South Bunk	Fill: Homogenous (10yr3/2 - very dark greyish brown)
151	Pit	29	29	18	Circular/Shallow Basin	South Bunk	Fill: dark soil mottled with subsoil (10yr4/4 - dark yellowish brown)
186	Pit	45	41	08	Ovate/Shallow Basin	Centre	Pottery. Fill: Dark Soil mottled with subsoil and charcoal (10yr5/3 - brown)
187	Pit	45	36	10	Ovate/Shallow Basin	Centre	Predates 1 post; Fill: Dark soil mottled with subsoil and charcoal (7.5yr3/2 - dark brown)
189	Pit	61	25	13	Irregular/Skewed	Centre	Pottery, bone. Fill: Dark soil mottled with subsoil and charcoal (10yr3/3 - dark brown)
191	Pit	37	24	15	Ovate/Irregular	Centre	Fill: Dark soil mottled with subsoil and charcoal (10yr4/3 - brown)
192	Sweat Lodge	230	220	46	Keyhole/Flat Bottom	Centre/South Bunk	Pottery, Chert, Bone, FCR. Extensive rodent disturbance throughout much of the feature. Lensed: L1(Fill) : Subsoil mottled with dark soil and charcoal (10yr4/3 - brown); L2 (Living Floor): Dark soil mottled with ash and charcoal (10yr5/2 - greyish brown)
196	Pit	94	74	14	Irregular/Irregular	South Bunk	Human Bone, FCR. Dark soil mottled with subsoil and charcoal (10yr4/3 - brown)
198	Sweat Lodge	275	158	31	Keyhole/Flat Bottom	Centre	Pottery, chert, bone, FCR, including near complete pot in ramp living floor; F198 postdates 2 posts found beneath feature; Lensed: L1 (Fill): Dark soil mottled with subsoil and charcoal (10yr3/4 - dark yellowish brown); L2 (Living Floor): Dark soil mottled with charcoal (10yr3/2 - very dark greyish brown)
201	Hearth	112	70	09	Irregular/Irregular	Centre/South Bunk	3 posts intrude and postdate F201; Fill: Dark soil mottled with fired soil and charcoal (10yr5/4 - yellowish brown)

Feature 192 was a semi-subterranean sweat lodge oriented perpendicular to the house, with the ramp end and entrance facing south and situated within the central corridor, while the main body lay in what would have been the north bunk line area. The feature had a symmetrical keyhole plan with a flat bottom profile. It measured 2.30 metres in length, 2.20 metres in width and 0.46 metres in depth and contained pottery, chert, bone and fire-cracked rock. There was considerable rodent disturbance within this feature and some of the recovered artifacts were encountered within the rodent burrows.

House 7

House 7 was oriented at an angle of 46E east of north (Table 2 and Figures 3 and 4). It was situated only three metres south of House 1, which had virtually the same orientation. House 7 had two apparent extensions. The original house, House 7A, had a length of 36.8 metres. The first extension, House 7B, provided an additional six metres for a length of 42.4 metres, while the second extension, House 7C, provided an additional four metres for a length of 46.4 metres (Figure 4). However, because there were no features and only two interior posts within the second extension, it may only represent the addition of a storage area for the House 7B occupation. The width of the structure remained constant at 6.9 metres, providing maximum enclosed areas of 254 m^2 for House 7A, 292 m^2 for House 7B, and 320 m^2 for House 7C.

The original west end wall of House 7A had long tapers and a flat end. There seems to have been a doorway near the northwest corner of this house end. The House 7B west end had much shorter tapers and a definite doorway in the centre of the flat end wall. The House 7C west end wall was very neatly rounded and also appears to have a doorway at its northwest corner. Numerous other gaps existed along the north and south walls of House 7A, two of which might also have been doorways, i.e., in the north

wall immediately west of Features 161 and 163, and in the south wall immediately south of Feature 155. The east end wall was not well-defined, and as was the case with House 1, this portion of the structure may have been partly obliterated by the re-channelling of Highland Creek.

Single row or paired posts formed the north and south walls of the house, although several areas of repair apparently occurred, especially in the walls of the second extension. The distribution of interior and support posts delineated north and south bunk lines although these were clearly discontinuous given the presence of Features 157, 168/171, 181, and 163/161. The bunk lines were approximately 1.7 metres in width, leaving a central corridor width of 3.5 metres.

Seventeen features were encountered in House 7 (Table 9). Only three of these, Features 179, 180, and 181 were situated in House 7B extension area. Features 179 and 180 were both small refuse pits, with one situated on the interior margin of the south bunk line (Feature 179) and the other in the central corridor (Feature 180).

Feature 181 was a semi-subterranean sweat lodge situated in a peculiar place. The feature was oriented parallel to the long axis of the house with the ramp end and entrance facing west. The ramp end was located immediately east of the original House 7A end wall. Although it did not seem to have overlapped more than a few wall posts, the original House 7 west wall may have been incorporated into the construction of the feature to maintain its structural integrity despite the fact that the lodge was likely used during the occupation of 7B. The feature had an irregular keyhole plan and flat bottom profile. It measured 3.37 metres in length, 1.84 metres in width, and 0.28 metres in depth. It superimposed and post-dated Feature 185, which may therefore be associated with House 7A. Pottery, chert, bone, ground stone and fire-cracked rock were recovered from the sweat lodge.

The remaining features, mostly refuse pits, were all situated within the House 7A area.

Two semi-subterranean sweat lodges were situated adjacent to the south wall of the original house (Features 157 and 168).

Feature 157 was oriented parallel to the long axis of the house with the ramped entrance facing west. It had a symmetrical keyhole plan and regular flat bottom profile. It measured 1.90 metres in length, 1.38 metres in width, and 0.37 metres in depth. Pottery, chert, bone, ground stone and fire-cracked rock were recovered from the feature.

Feature 168 was a semi-subterranean sweat lodge at the site that had twin ramps. One entrance faced west while the second ramp and entrance faced north providing access from the central corridor. The feature had regular flat bottom profiles, although the overall profiles were distorted by the presence of Feature 171. It measured 3.20 metres in length, 2.65 metres in width, and 0.52 metres in depth. Feature 171 consisted of a hearth or burning event and was intersected by Feature 168 and at least three, and probably four, posts (see Figure 10; Plate 2: Profile H-G).

Pottery, chert and bone were recovered, as well as a major portion of a charred woven reed fabric mat (Figure 10 and Plate 3). The mat was found in the south half of the lodge on the living floor. While originally consisting of a continuous weaved fabric covering an area of at least one square metre, the charring had degraded the mat to the point that only fragments remained. A large sample was taken and has remained frozen since excavation.

Table 9: House 7 Summary Description of Features

Feat. No.	Feat. Type	Dimensions (cm) l	w	d	Plan/Profile Shape	Location	Contents. Fill Composition
152	Pit	31	29	08	Ovate/Shallow Basin	North Bunk/East End	Fill: Dark soil mottled with subsoil and charcoal (10yr3/2 - very dark greyish brown)
155	Pit	97	43	22	Irregular/Irregular	Centre	Ground stone; Lensed L1: Dark soil (10yr2/1 - black); L2: Dark soil mottled with subsoil (10yr5/3 - brown)
156	Pit	73	56	31	Irregular/Skewed	South Bunk	Pottery, chert. 2 support posts cut through and postdate F156; Fill: Dark soil mottled with subsoil and charcoal (10yr3/3 - dark brown)
157	Sweat Lodge	190	138	37	Keyhole/Flat Bottom	South Bunk	Pottery, chert, bone, ground stone,FCR. Lensed: L1 (Fill): Dark soil mottled with charcoal, fired soil and subsoil (10yr4/3 - brown); L2 (Fill): Dark soil mottled with charcoal and subsoil (10yr3/3 - dark brown); L3 (Living Floor): Very dark soil mottled with charcoal and subsoil (10yr3/2 - very dark greyish brown)
158	Pit	22	22	13	Circular/Irregular	North Bunk	Chert; F158 postdates 1 support post found beneath feature; Fill: Dark soil mottled with subsoil, fired soil and charcoal (10yr3/2 - very dark greyish brown)
159	Pit	127	38	22	Irregular/Irregular	Centre	Pottery, chert, bone, FCR; 3 posts cut through and postdate F159; Fill: Dark soil mottled with charcoal and subsoil (10yr4/2 - brown)
160	Pit	25	25	11	Circular/Shallow Basin	North Bunk	Fill: Dark soil mottled with charcoal, subsoil and ash (10yr4/2 - dark greyish brown)
161	Pit	222	117	08	Irregular/Shallow Basin	North Bunk	Pottery, chert, bone. Fill: Dark soil mottled with subsoil and charcoal (10yr4/2 - dark greyish brown)
168	Sweat Lodge	320	265	52	Keyhole/Irregular	South Bunk	Pottery, chert, bone, reed mat, FCR. F168 superimposes and postdates F171, and 3/4 posts; Carbonized remains of reed mat found in living floor. Lensed: L1 (Fill): Dark soil mottled with subsoil, charcoal and ash (10yr5/6 - yellowish brown); L2 (Living Floor): Ash mottled with dark soil and charcoal (10yr5/2 - greyish brown); other lenses encountered relate to F171
171	Hearth/Burn Event	190	69	16	Irregular/Irregular	South Bunk	F171 beneath and predates F168. Also predates and cut through by 3 posts. Lensed L1: Fired soil (7.5yr4/4 - brown); L2: Dark soil mottled with charcoal (10yr3/2 - very dark greyish brown)
174	Pit	45	44	14	Circular/Irregular	North Bunk	Chert, bone, ground stone. Lensed; L1: Dark soil mottled with subsoil and charcoal (10yr3/3 - dark brown); L2: Subsoil mottled with dark soil (10yr4/4 - dark yellowish brown)
175	Pit	70	40	15	Irregular/Shallow Basin	South Bunk	F175 either postdates F168 or it is a lens of F168; Fill: Dark soil mottled with subsoil, ash and charcoal (10yr4/2 - dark greyish brown)
176	Pit	15	15	05	Circular/Shallow Basin	Centre	Fill: Dark soil mottled with subsoil (10yr4/3 - brown)
179	Pit	23	23	12	Circular/Shallow Basin	South Bunk	Fill: Dark soil mottled with subsoil (10yr4/3 - brown)
180	Pit	23	23	10	Circular/Shallow Basin	Centre	Fill: Dark soil mottled with charcoal, ash and subsoil (10yr4/3 - brown)
181	Sweat Lodge	337	184	28	Keyhole/Flat Bottom	North Bunk	Pottery, chert, ground stone, bone, FCR. F181 postdates F185. Lensed L1 (Fill): Dark soil mottled with subsoil, charcoal and ash (10yr4/2 - dark greyish brown); L2 (Fill): Ash mottled with charcoal and fired soil (10yr6/2 - light brownish grey); L3 (Living Floor): Dark soil mottled with subsoil, charcoal and ash (10yr3/2 - very dark greyish brown)
185	Pit	38	26	10	Irregular/Shallow Basin	Centre	Pottery. F185 beneath and predates F181; Fill: Dark soil mottled with subsoil and charcoal (10yr3/2 - very dark greyish brown)

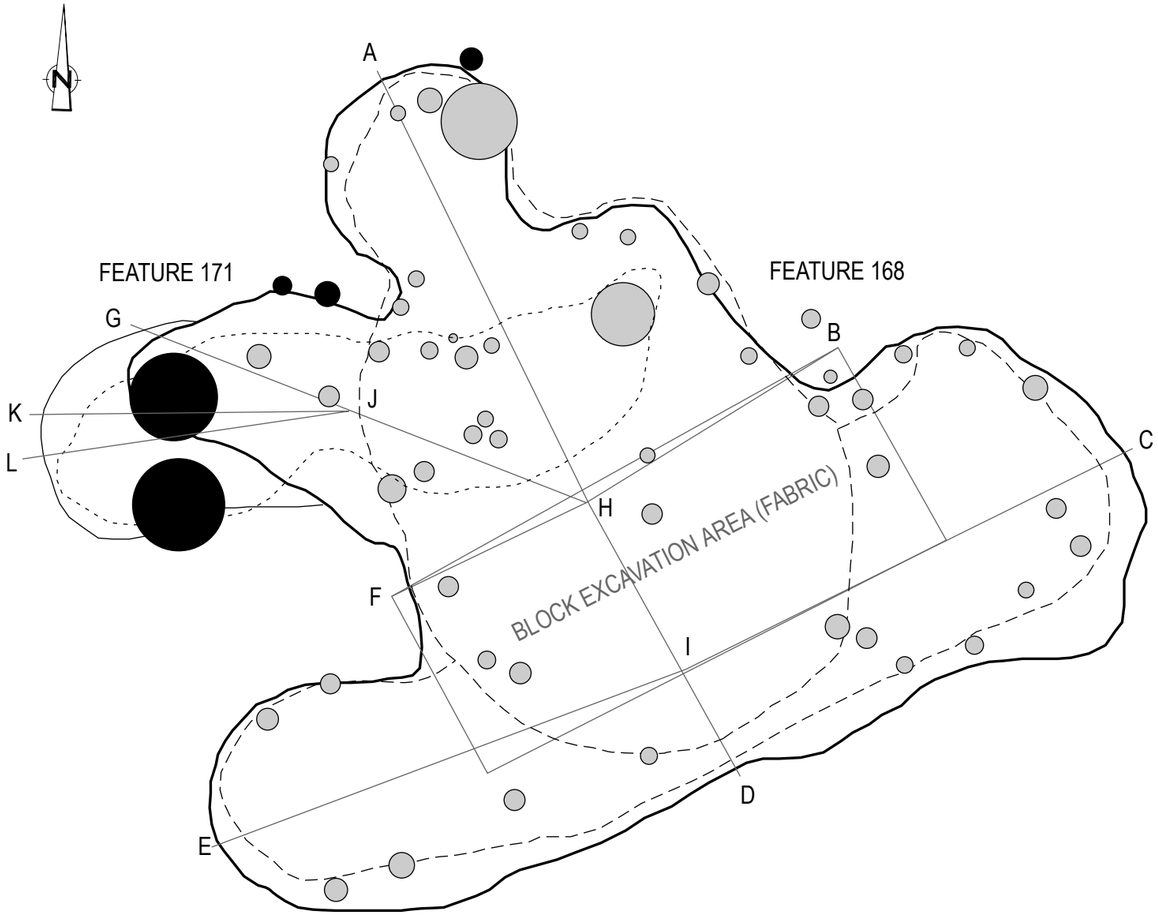

FEATURE 168 PLAN VIEW
FEATURE 168 LIVING FLOORS
FEATURE 171 PLAN VIEW
FEATURE 171 BASAL EXTENT
POST VISIBLE IN PLAN VIEW
POST AT LIVING FLOOR LEVEL

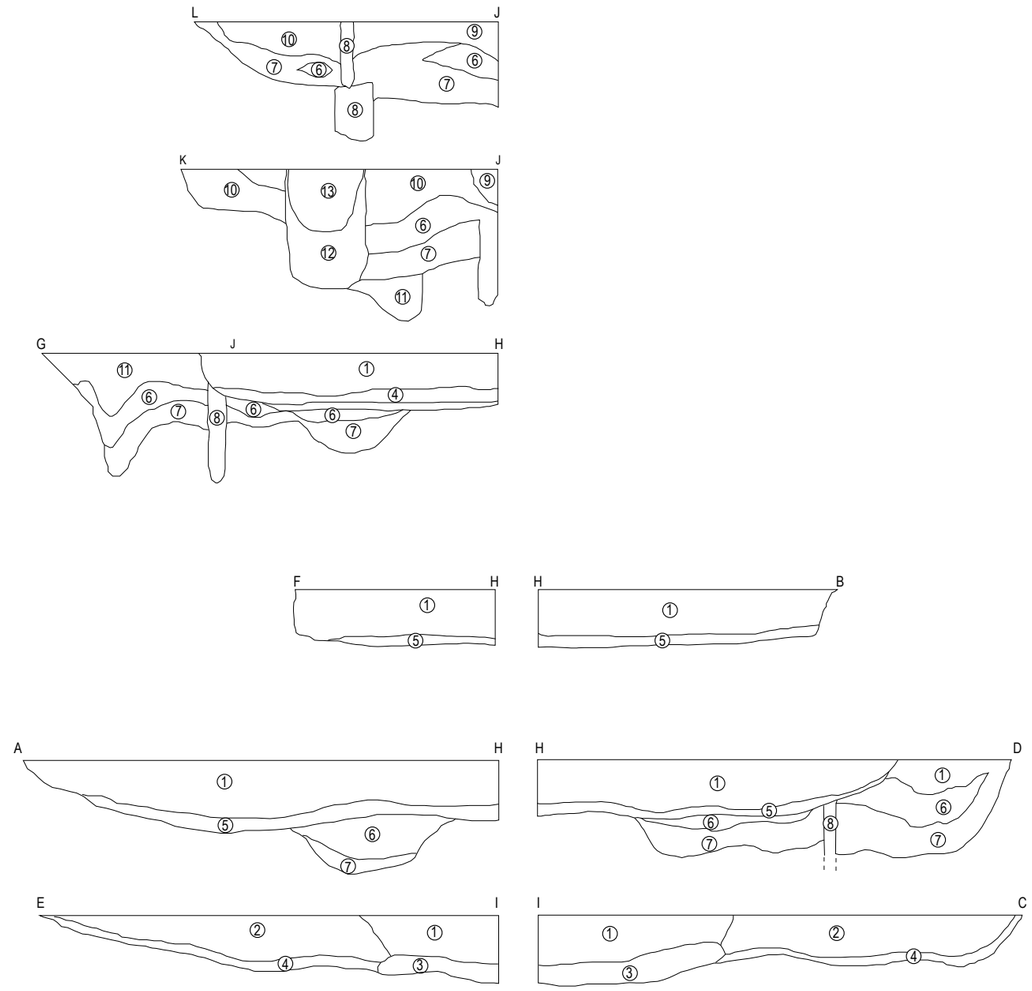

1 Dark greyish-brown organic soil mottled with subsoil, charcoal and ash
2 Yellowish-brown subsoil mottled with charcoal and ash
3 Ash mottled with charcoal
4 Ash mottled with dark greyish brown organic soil and charcoal (Living Floor)
5 Ash mottled with charcoal and very dark geyish-brown organic soil (Living Floor)
6 Fire reddened subsoil
7 Very dark greyish-brown organic soil
8 Very dark greyisb-brown organic soil mottled with charcoal (Post Mould)
9 Yellowish-brown subsoil
10 Very dark brown organic soil
11 Yellowish-brown subsoil mottled with charcoal and dark greyish-brown organic soil
12 Dark brown organic soil mottled with charcoal and subsoil
13 Dark greyish-brown organic soil mottled with subsoil and charcoal

0 1.0m
SCALE

ARCHAEOLOGICAL SERVICES INC.

DATE: FEB/07
DRAWN BY: DAR
FILE: feature 166_171 plan.ai

Figure 10: Plan and profiles of Features 168 and 171 in House 7 at the Alexandra site.

Plate 2: Feature 168, Profile H-G



Plate 3: Close-up of charred woven reed fabric mat recovered from the living floor of the Feature 168 semi-subterranean sweat lodge.

House 8

House 8 was oriented at an angle of 78E east of north and was located approximately five metres south of House 6 (Table 2 and Figures 3 and 11). Based on an analysis of Feature 293, a double-ramped semi-subterranean sweat lodge (see House 9 description below), as well as the wall sections that appear to have been shared with House 9, and the intrusive posts of House 11 wall in Feature 256, at least three sequential options for house construction can be posited for Houses 8, 9, and 11. The first would be that Houses 8 and 9 were contemporaneous and shared a common wall. This is most evident in the easternmost ends of both houses. It is also possible that House 8 was constructed first and then House 9 joined, involving sharing of the sweat lodge. It is also equally, if not more likely that House 9 was constructed first and that it shifted to House 8 when House 11 was constructed. When the shift occurred, sections of the walls were re-used and the sweat lodge was maintained, although a different entrance was constructed.

The house appears to have been significantly extended (or contracted). Its minimum length was approximately 22.5 metres, while its maximum length was approximately 45 metres. With a width of 7.4 metres, this provided enclosed areas of 166 m^2 for the smaller house (8A) and 333 m^2 for the larger version (8B).

House 8A

The west end of House 8 had quite long tapers leading to a narrow, flat end, which shows considerable evidence of rebuilding. An entrance in the west end was possibly associated with a small screen or windbreak just beyond the house end (Figure 11). The inner east end of the house was more rounded with a possible doorway in line with the north bunk line. The walls of the house were formed primarily by paired and single row posts although there was evidence of repair along the north half of the west end wall.

The distribution of interior and support posts indicates the presence of bunk lines, as well as a west end cubicle. The north and south bunk lines were approximately 1.7 metres in width providing a central corridor with a width of 4.0 metres (Figure 11).

Fourteen features were encountered in House 8A (Table 10). Five of these, Features 211, 212, 216, 218, and 219, were likely situated under the north bunk line (Figure 11). Seven pits, Features 210, 215, 230, 231, 232, 233, and 237, were situated within the central corridor, six of which were refuse pits, while one, Feature 230, was an ash pit. Of the remaining two features, Feature 223, a small refuse pit, was located on the south bunk line, while Feature 222, also a small refuse pit, was located in the west end cubicle beyond a partition wall (Figure 11).

House 8B

The east end wall of House 8B more closely mirrored the west end wall in terms of form, representing provisional evidence that the house actually contracted. Also, if Feature 293 was common to both Houses 8 and 9, it may have been during a period when the longer House 8 was occupied since end posts of the east inner wall appear to intrude on the feature. The wall posts of the longer house actually border the feature.

There does not appear to have been a doorway at the outer east end and the low density of posts on the southeast part of the end wall was a result of soil disturbance. However, a doorway in the form of a twin opening may occur along the north wall between Features 220 and 245 (Figure 11). As with House 8A, the walls were formed primarily by single and double row posts although increased density of posts on the northeast wall suggests some repair work was conducted along this portion of the house wall. The distribution of interior and support posts indicates that bunk lines were also present in this section of the house.

Eight features were encountered in this section of the house (Table 10). One of these, Feature 245, a small refuse pit, was located under the north bunk line. Three features, all of which were refuse pits, were situated within the House 8B centre: Features, 220, 221, and 227. The remaining five features were situated under the south bunk line. Three of these, Features 224, 225, and 228 were refuse pits, while Feature 244 was an ash pit.

Table 10: House 8 Summary Description of Features

Feat. No.	Feat. Type	Dimensions (cm) l	w	d	Plan/Profile Shape	Location	Contents. Fill Composition
210	Pit	118	79	17	Ovate/Irregular	Centre	Pottery, chert, bone. Fill: Dark soil mottled with subsoil and charcoal (10yr4/2 - dark greyish brown)
211	Pit	60	45	02	Ovate/Shallow Basin	North Bunk	Fill: Subsoil mottled with dark soil and charcoal (10yr5/4 - yellowish brown)
213	Pit	47	32	33	Irregular/Irregular	North Bunk	Pottery. Fill: Dark soil mottled with subsoil, charcoal and ash (10yr4/2 - dark greyish brown)
215	Pit	36	35	22	Circular/Shallow Basin	Centre	Fill: Dark soil mottled with subsoil and charcoal (10yr3/3 - dark brown)
216	Pit	54	53	13	Circular/Skewed	North Bunk	Lensed: L1: Dark soil mottled with subsoil and charcoal (10yr3/2 - very dark greyish brown); L2: Subsoil mottled with dark soil (10yr5/2 - greyish brown)
218	Pit	31	31	32	Circular/Deep Basin	North Bunk	Chert, bone. Fill: Dark soil mottled with subsoil and charcoal (10yr4/3 - brown)
219	Pit	22	22	12	Circular/Irregular	North Bunk	Fill: Dark soil mottled with subsoil (10yr4/4 - dark yellowish brown)
220	Pit	35	25	29	Ovate/Irregular	Centre	Fill: Homogeneous Dark soil (10yr3/3 - dark brown)
221	Pit	63	44	16	Ovate/Skewed	Centre	Fill: Homogeneous Dark soil (no munsell)
222	Pit	37	22	03	Ovate/Shallow Basin	West Cubicle	Fill: Subsoil mottled with dark soil (10yr5/4 - yellowish brown)
223	Pit	39	23	23	Irregular/Deep Basin	South Bunk	Chert. Fill: Dark soil mottled with subsoil and charcoal (10yr4/2 - dark greyish brown)
224	Pit	57	31	09	Ovate/Shallow Basin	South Bunk	Fill: Dark soil mottled with subsoil (10yr4/4 - dark yellowish brown)
225	Pit	105	40	15	Ovate/Irregular	South Bunk	Fill: Dark soil mottled with subsoil (10yr3/3 - dark brown)
227	Pit	52	24	39	Irregular/Irregular	Centre	Fill: Dark soil mottled with subsoil and charcoal (10yr3/4 - dark yellowish brown); extensive rodent disturbance
228	Pit	82	35	11	Ovate/Irregular	South Bunk	Fill: Dark soil mottled with subsoil (10yr3/2 - very dark greyish brown)
230	Ash Pit	30	28	06	Ovate/Irregular	Centre	Fill: Ash mottled with charcoal (10yr7/2 - light grey)
231	Pit	40	31	09	Irregular/Shallow Basin	Centre	Bone. Lensed: L1: Dark soil mottled with subsoil and charcoal (10yr4/3 - brown); L2: Subsoil mottled with dark soil (10yr6/4 - light yellowish brown)
232	Pit	121	83	08	Ovate/Shallow Basin	Centre	Pottery. Fill: Dark soil mottled with subsoil and charcoal (10yr4/2 - dark greyish brown)
233	Pit	94	84	10	Ovate/Shallow Basin	Centre	Pottery, chert, bone. Fill: Homogeneous dark soil (10yr4/2 - dark greyish brown)
237	Pit	132	64	08	Ovate/Shallow Basin	Centre	Chert. 2 posts beneath and predate F237. Fill: dark soil mottled with subsoil (10yr4/3 - brown)
244	Ash Pit	28	24	09	Ovate/Shallow Basin	South Bunk	Pottery, bone. Fill: Subsoil mottled with dark soil, ash and charcoal (10yr6/2 - light brownish grey)
245	Pit	32	30	10	Ovate/Shallow Basin	North Bunk/ East End	Fill: Dark soil mottled with subsoil and charcoal (10yr3/4 - dark yellowish brown)

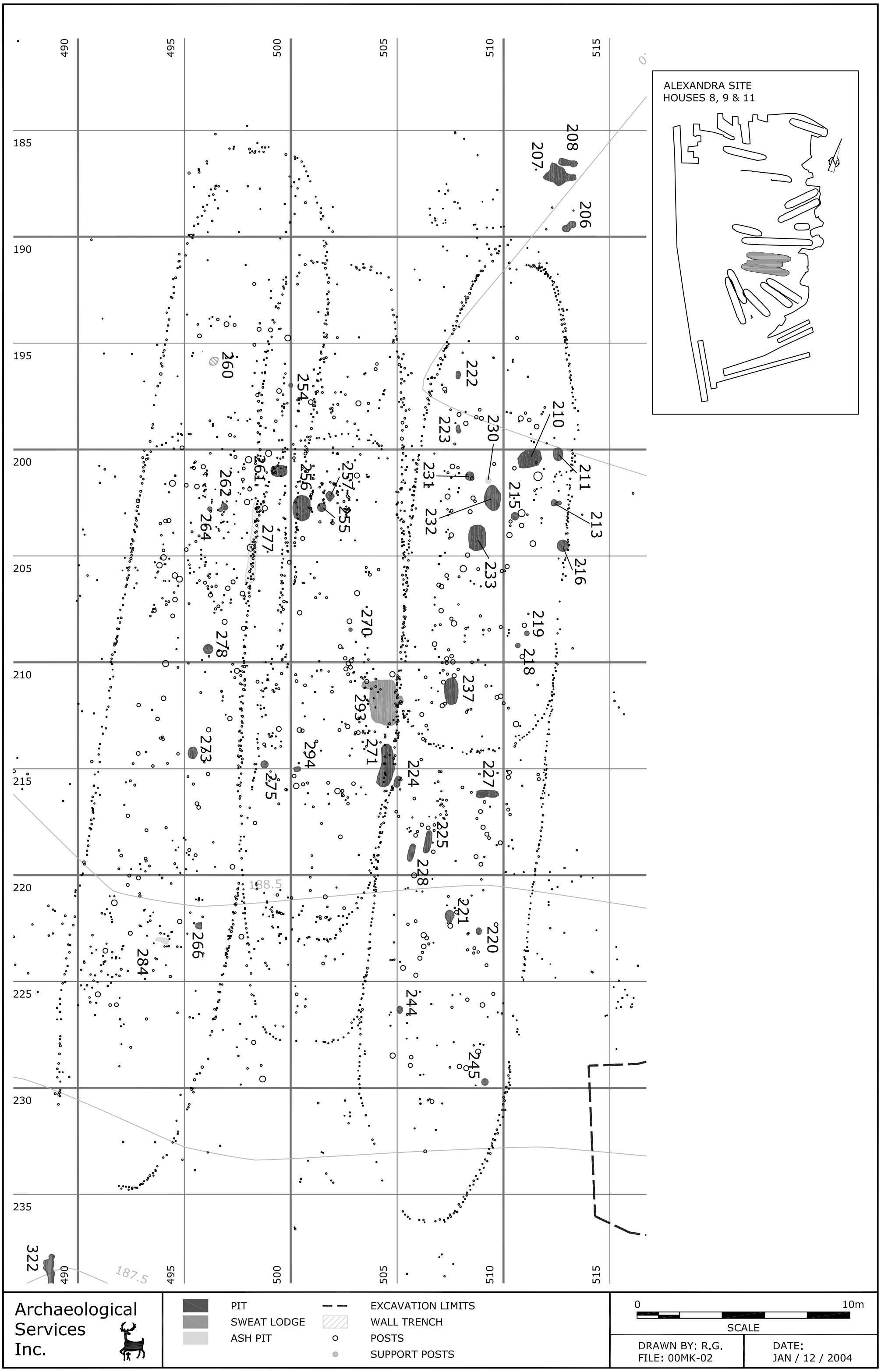

Figure 11: Houses 8, 9 and 11 at the Alexandra Site

House 9

House 9 was oriented at an angle of 75E east of north and was located immediately south of House 8 ─ see above description of House 8 for a discussion of their contemporaneity (Table 2; Figures 3 and 11). House 9 overlapped with House 11 to its south; consequently Houses 9 and 11 were not contemporary.

House 9 had apparently been extended or contracted, or both, but the exact manner of such sequencing is obscure. The posts extending through Feature 261, which admittedly may be associated with either House 9 or 11, suggest a contraction if the feature was associated with an original longer version of the house. There were in fact four end walls, two on the west end and two on the east end (Figure 11). The smallest version of the house measured 22.3 metres in length and 7.4 metres in width (9A), providing an enclosed area of 172 m^2 (Table 2). Although it is plausible that the house may have extended or contracted in one direction, then another, the maximum length and width of the house would have been 37.6 metres and 7.4 metres, respectively, providing a maximum enclosed space of 278 m^2. It is interesting to note that whichever way the house changed, the ends were void of features perhaps representing two, albeit rather large, cubicles.

Table 11: House 9 Summary Description of Features

Feat. No.	Feat. Type	Dimensions (cm) l	w	d	Plan/Profile Shape	Location	Contents. Fill Composition
254	Pit	19	19	12	Circular/Deep Basin	South Bunk or House 11 North Bunk	Fill: Dark Soil mottled with subsoil and charcoal (10yr3/4 - dark yellowish brown)
255	Ash Pit	51	38	02	Ovate/Shallow Basin	Centre	Pottery. Fill: Subsoil mottled with ash (10yr4/3 - brown)
256	Pit	83	81	08	Ovate/Irregular	Centre	5 House 11 north wall posts intrude through and postdate F256; Fill: Dark soil mottled with subsoil (10yr4/3 - brown)
257	Pit	44	41	08	Ovate/Irregular	Centre	Chert, FCR. Fill: Subsoil mottled with dark soil, ash and charcoal (10yr4/3 - brown)
270	Pit	16	16	11	Circular/Shallow Basin	Centre	Fill: Dark soil mottled with subsoil (10yr4/2 - dark greyish brown)
271	Pit	202	88	26	Irregular/Irregular	North Wall	Pottery, chert, FCR. F271 superimposed over and postdates 8 House 8 wall posts; Fill: Dark soil mottled with charcoal (10yr3/2 - very dark greyish brown)
275	Pit	34	34	13	Circular/Shallow Basin	Centre	Fill: Dark soil mottled with subsoil and charcoal (10yr4/3 - brown)
277	Wall Trench	380	52	12	Irregular/Shallow Basin	South Wall	Chert, FCR. 41 H9 south wall posts in trench. Fill : Dark soil mottled with subsoil and charcoal (10yr3/3 - dark brown)
293	Sweat Lodge	220	194	20	Keyhole/Flat Bottom	North Wall	Pottery, chert, ground stone, bone, FCR. Predates House 8 end wall posts (shorter version) Lensed; L1 (Fill): Dark soil mottled with subsoil and charcoal (10yr4/2 - dark greyish brown); L2 (Living Floor): Dark soil mottled with ash and charcoal (10yr3/2 - very dark greyish brown)
294	Pit	34	23	18	Ovate/Irregular	Centre	Pottery, chert, FCR. Above and postdates 1 support post. Fill: Dark soil mottled with subsoil and charcoal (10yr5/4 - yellowish brown)

House 9A

The west end of the smaller version of House 9 was rounded with short tapers. A possible doorway may have existed in the gap between the end wall and the north wall. The east end wall may have been rebuilt on one occasion with a lateral displacement of approximately one metre (Figure 11). The inner wall appears to have had a doorway at its centre, while the outer one may have had an entrance at the possible gap between the end wall and south wall. No other doorways are obvious in the side walls of the house, although any such features were likely obscured by the construction of the flanking Houses 8 and 11.

The walls of the house appear to have been formed primarily by paired and single row posts. However, a concentration of posts along the west half of the south wall, including a section of wall trench, suggests

evidence of repair work in this area. The House 9 north wall also appears to have a significant density of posts.

Although difficult to discern, the distribution of interior and support posts clearly indicates the presence of a bunk line or support structure along the length of both versions of the house.

Nine features were encountered in the smaller version (Table 11). Six of these, Features 255, 256, 257, 270, 275, and 294, were situated within the central area, while Feature 275 may have been under the bunk line. Five of these features were refuse pits, while one, Feature 255, was an ash pit. Feature 256 was intersected by five House 11 wall posts, and therefore predates it. Feature 277 comprised a wall trench containing 41 wall posts of the south wall of House 9.

The remaining two features, Features 271 and 293, a refuse pit and semi-subterranean sweat lodge, were located adjacent to the north wall of the house. The precise association of Feature 271 is equivocal. It was encountered in a locale in which the House 9 north wall and House 8 south wall merged or overlapped. It is not clear to what structure the intruding posts belonged (Figure 11).

Feature 293, a semi-subterranean sweat lodge, was oriented perpendicular to the long axis of House 9. One ramp and entrance was asymmetrical, situated at its west edge and facing towards the south into the central part of the house (Figure 11). A second ramp faced north into House 8 suggesting it might have been added as a second entrance once House 8 replaced House 9 upon construction of House 11. The north edge of the feature is adjacent to the shared house wall. Feature 293 had an asymmetrical keyhole plan and a regular flat bottom profile. It measured 2.20 metres in length, 1.94 metres in width, and 0.18 metres in depth. Pottery, chert, bone, ground stone and fire-cracked rock were recovered from its various strata.

House 9B

The outer west end wall had long tapers and there was a fairly evident doorway in the centre of the somewhat flat end. The east end wall was comparable in terms of form and also had a centrally placed doorway. As with the smaller version, the walls were formed primarily by single and double row posts. Only one feature, Feature 254, a small refuse pit, may have been located within the west end, although it is equally possible that the feature was in the north bunk line area of House 11.

House 10

House 10 was oriented at an angle of 73E east of north, and was located approximately halfway between Houses 6 and 7 (Figure 3). It had an overall length of 15 metres and width of 6.6 metres creating a maximum enclosed area of 99 m^2 (Table 2 and Figure 12). With the exception of House 4, House 10 was the shortest house in the village, and like House 4, it was considerably narrower than other structures.

The western end wall was gently rounded with a doorway in the centre of the end. The eastern end wall was also gently rounded with entrances situated either side of two or three posts. The entrances were obscured by a row of four relatively large posts situated one metre to the east, perhaps functioning as a windbreak or screen.

The walls of House 10 were formed primarily by paired and single row posts and are generally evenly spaced. A wall trench was encountered in the north half of the west end wall. While there are a number of interior and support posts, they do not reveal a clear rectangular box frame or bunk line support structure for the house. A row of posts perpendicular to the long axis of the house appears to have separated the western third of the house from the rest of the interior. Several of these posts were of considerable size, for example over 15 centimetres in diameter, but neither end of the wall extended to the north or south house walls. A second such perpendicular wall, situated just west of the 250 grid line, may represent a

similar structural feature. It is unknown whether these features were structural support or functioned to divide the floor space of the house.

Only four features were encountered within House 10 (Table 12). Feature 248 consisted of a wall trench in the north half of the west end wall that contained 34 house wall posts. Feature 249, a refuse pit containing a significant quantity of fire-cracked rock, was situated in the west end cubicle. Features 246 and 250 were both semi-subterranean sweat lodges.

Feature 246 was oriented perpendicular to the house, with the ramp end and entrance facing south and situated within the central corridor, while the main body was situated within the north bunk line. It had a symmetrical keyhole plan with a flat bottom profile. It measured 1.93 metres in length, 1.67 metres in width, and 0.24 metres in depth and contained pottery and bone. Feature 250 was situated 1.5 metres to the southeast of Feature 246, and was oriented parallel to the long axis of the house with the ramp end and entrance facing east. A large metate was encountered on the floor of the ramp (Plate 4). The feature had a keyhole plan with a flat bottom profile. It measured 2.58 metres in length, 2.00 metres in width and 0.35 metres in depth.

Table 12: House 10 Summary Description of Features

Feat. No.	Feat. Type	Dimensions (cm) l	w	d	Plan/Profile Shape	Location	Contents. Fill Composition
246	Sweat Lodge	193	167	24	Keyhole/Flat Bottom	North Bunk	Pottery, bone. Lensed: L1 (Fill): Subsoil mottled with dark soil and charcoal (10yr4/3 - brown); L2 (Living Floor): Dark soil mottled with ash and charcoal (10yr4/2 - dark greyish brown)
248	Wall Trench	390	32	01	Irregular/Shallow Basin	West End wall	34 posts found in F248. Fill: Dark soil mottled with subsoil (no munsell)
249	Pit	98	56	12	Ovate/Shallow Basin	West End	FCR. Fill: Black soil mottled with subsoil (10yr2/1 - black)
250	Sweat Lodge	258	200	35	Keyhole/Flat Bottom	Centre	Pottery, chert, bone. A metate was encountered in the ramp living floor. Lensed: L1(Fill): Dark soil mottled with subsoil and charcoal (10yr3/4 - dark yellowish brown); L2 (Living Floor): Dark soil mottled with charcoal and subsoil (10yr4/2 - dark greyish brown)

Plate 4: Metate encountered on the floor of the ramp of Feature 250 semi-subterranean sweat lodge.

House 11

House 11 was oriented at an angle of 81E east of north and was situated immediately south of, and overlapping with, House 9 (Table 2 and Figure 3).

House 11 had been extended or contracted once to the west (Figure 11). Its maximum length was 48.8 metres and its minimum length was 35.2 metres. With a width of 7.6 metres, this provided enclosed areas of 371 m^2 for the longer version (11B) and 268 m^2 for the shorter house (11A) (Table 2).

House 11A

A large gap in the east end of House 11A was the result of poor soil conditions at this end of the house rather than the presence of a large doorway (although one may have existed). The surviving portion of the east end wall suggests it had long tapers and a flat end. The west end wall differed in its rounded form. A gap in the east half of the south wall may indicate a doorway leading to a small fence and activity area between House 11 and House 13 to the south. A similar gap in the northeast wall may have functioned as an entrance. The walls of the house were formed primarily by paired and single row posts.

The distribution of interior and support posts indicated the presence of north and south bunk lines, although the support posts of the north bunk line were poorly defined in the east end of the house. The north and south bunk lines were approximately 1.7 metres in width providing a central corridor with a width of 4.2 metres. The absence of posts or features in the east end of the house may indicate that it was used largely for storage, while a row of support posts perpendicular to the main axis of the long house appeared to define a small west end cubicle.

Seven features were encountered in House 11A (Table 13). Two of these, Features 261 and 266, comprised refuse pits that were situated in the north bunk line. Feature 261 was cut by five wall posts of House 9. This would suggest that Feature 261 predated House 9, and if Feature 261 was associated with House 11, it would suggest that House 11 predated House 9. However, as was noted above, the wall of House 11 postdates Feature 256 in House 9 suggesting House 11 post-dated House 9. Following that more likely suggestion, Feature 261 would be associated with House 9 (longer version), which was superimposed by the shorter west end wall of House 9.

The remaining five features were all situated within the central corridor of House 11A. Four of these, Features 262, 264, 273, and 278, consisted of refuse pits, while Feature 284 consisted of an ash pit.

House 11B

The outer west end of House 1 is similar in form to the tapered and flat east end. As with several other house ends, there appear to have been two openings. In this case, the doorways were either side of a cluster of posts that was situated at the centre of the end, creating doorways towards the north and south halves of the end wall. The south doorway may also have had an associated screen or windbreak. As with House 11A, the walls were formed primarily by single and double row posts. At approximately eight metres from the west end of the house, a line of support posts perpendicular to the house walls created a fairly large west end cubicle (Figure 11).

Only two features were encountered in House 11B. Feature 260 comprised a hearth situated in the central corridor and Feature 254 (if associated with House 11) was a refuse pit situated in the north bunk line.

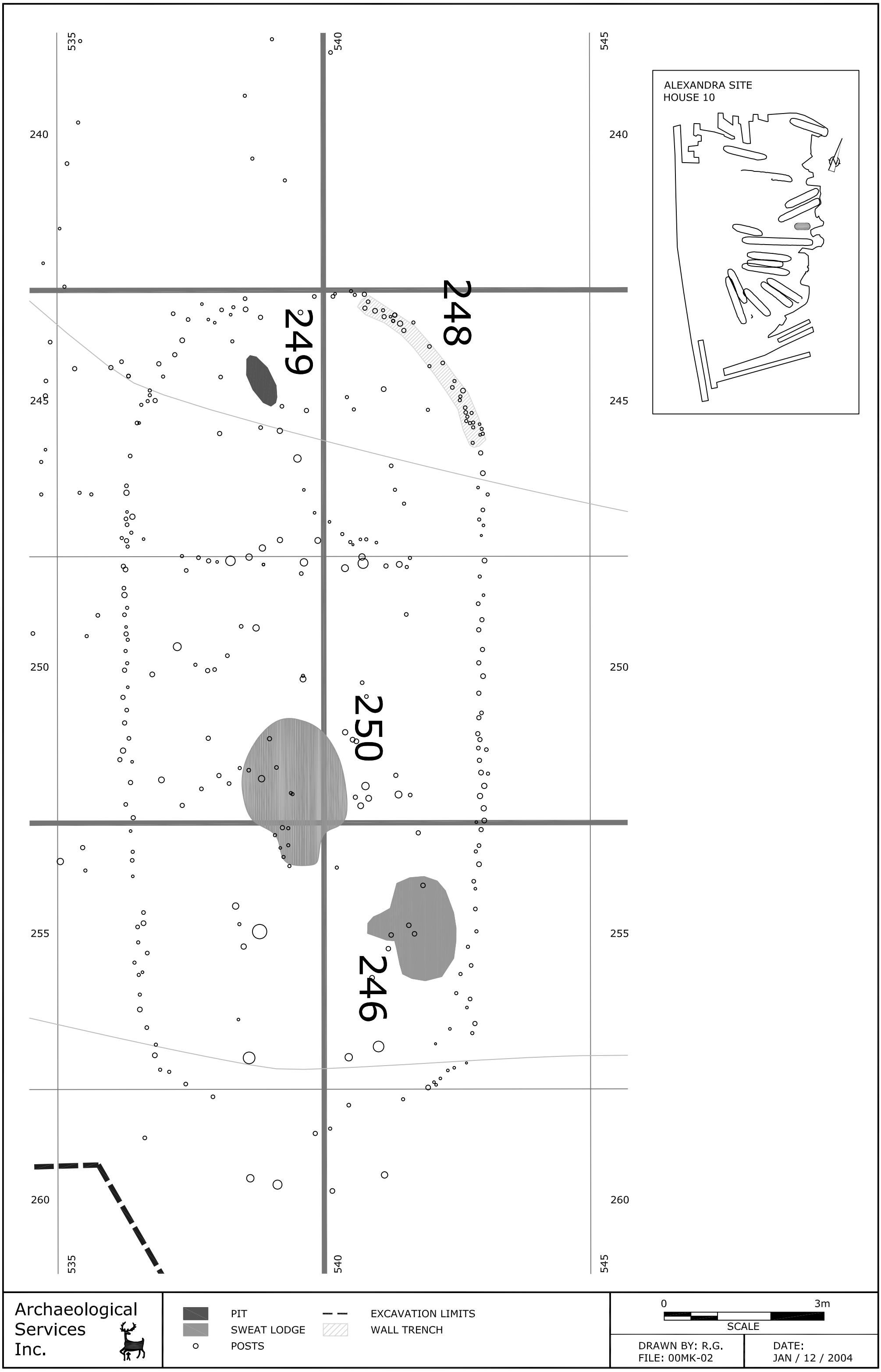

Figure 12: House 10 at the Alexandra Site

Table 13: House 11 Summary Description of Features

Feat. No.	Feat. Type	Dimensions (cm) l	w	d	Plan/Profile Shape	Location	Contents. Fill Composition
254	Pit	19	19	12	Circular/Deep Basin	North Bunk/ House 9D South Bunk	Fill: Dark soil mottled with subsoil and charcoal (10yr3/4 - dark yellowish brown)
260	Hearth	47	33	18	Ovate/Skewed	Centre	Fill: Subsoil mottled with dark soil, fired soil and charcoal (10yr4/4 - dark yellowish brown)
261	Pit	76	54	14	Ovate/Shallow Basin	North Bunk	Chert. H9 short west end wall posts cut through and postdate F261; it may relate to longer version of House 9; Fill: Dark soil mottled with subsoil (10yr4/4 - dark yellowish brown)
262	Pit	45	34	13	Ovate/Skewed	Centre	Pottery, chert, ground stone, bone. F262 truncates and postdates H11 support post; Fill: Dark soil mottled with charcoal and subsoil (10yryr3/2 - very dark greyish brown)
264	Pit	20	20	06	Circular/Shallow Basin	Centre	Fill: Dark soil mottled with subsoil (10yr3/3 - dark brown)
266	Pit	30	30	16	Circular/Deep Basin	North Bunk	Fill: dark soil mottled with charcoal (10yr4/2 - dark greyish brown)
273	Pit	54	45	09	Ovate/Irregular	Centre	Pottery, chert, bone. Fill: Dark soil mottled with subsoil (10yr4/4 - dark yellowish brown)
278	Pit	42	42	15	Circular/Shallow Basin	Centre	Fill: Subsoil mottled with dark soil (10yr4/3 - brown)
284	Ash Pit	60	28	05	Ovate/Shallow Basin	Centre	Fill: Ash mottled with dark soil, subsoil and charcoal (10yr5/2 - greyish brown)

House 12

House 12 was oriented at an angle of 108E east of north and was situated immediately south of House 13 (Table 2 and Figures 3 and 13). A fence row may have connected the west ends of these two houses.

The soil conditions around House 12, especially its east end, were extremely poor. Plough zone depth was less than 10 centimetres and in some areas the overburden was altogether absent. This is likely attributable to either re-channelling of the creek or to the filling of a swale situated at the southwest edge of the site. This resulted in the poor definition of the settlement patterns in this section of the site.

Consequently, it was not possible to define the east end(s) of House 12. It would appear that there were two west ends. The shorter portion, House 12A, was at least 22.3 metres in length and 7.1 metres in width providing a minimum enclosed area of 158 m^2. House 12B had a minimum length of 31.4 metres providing a minimum enclosed area of 223 m^2.

The west end wall of House 12A was poorly defined; only the north half was visible. The west end wall of House 12B was rounded. A doorway may have been present on its south side. The numerous other gaps occurring in the house wall resulted from poor soil conditions.

Areas in which the walls of the house were visible indicate they were formed primarily by paired and single row posts.

At the west end of the house, there is some provisional evidence that Houses 12 and 13 shared a wall and common entrance into both houses as well as coordinated west end cubicles.

The distribution of interior and support posts indicates the presence of a north and south bunk line approximately 1.6 metres in width providing a central corridor with a width of 3.9 metres.

Three features are believed to have been associated with House 12 (Table 14). Feature 308 comprised a refuse pit.

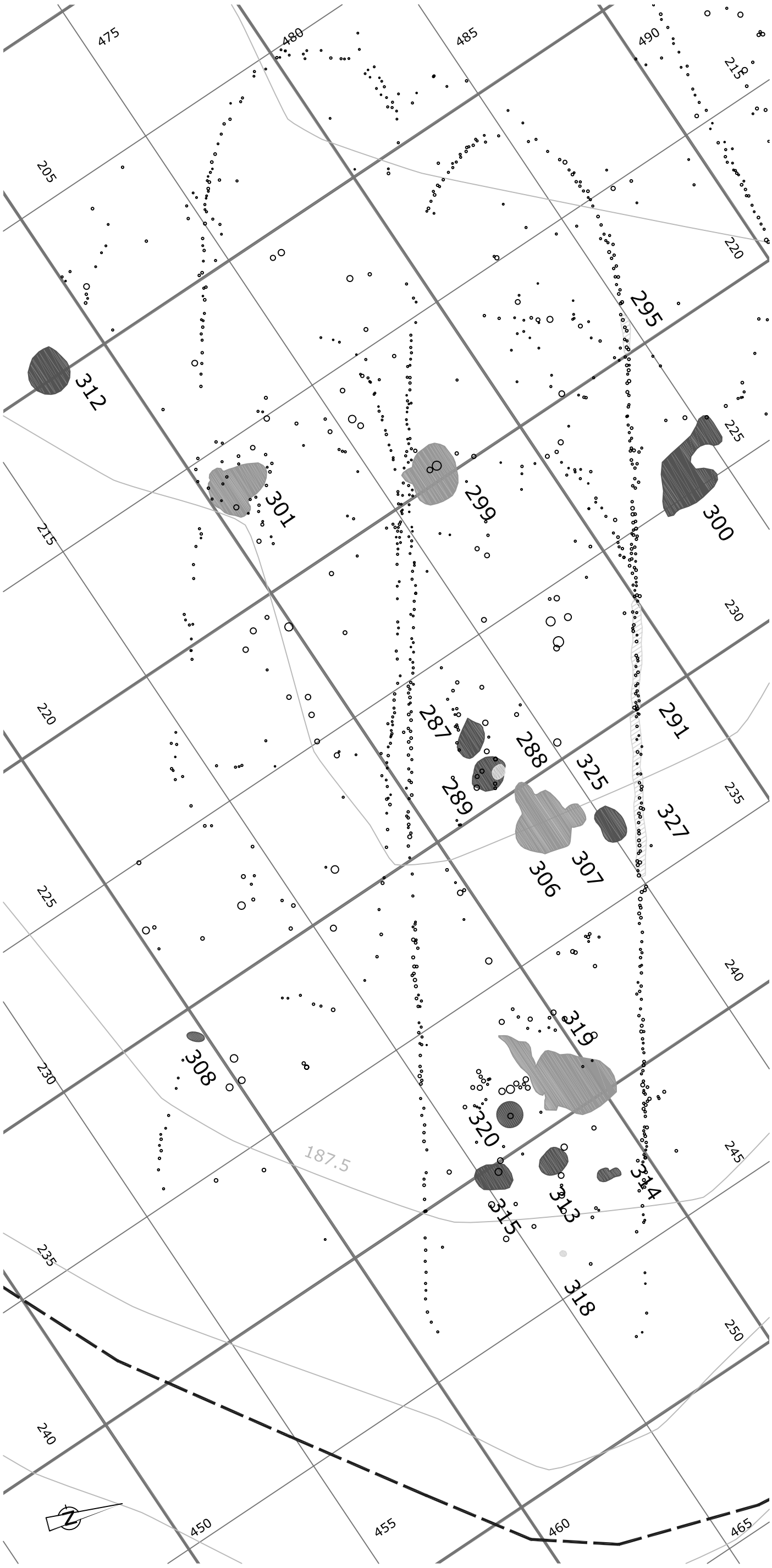

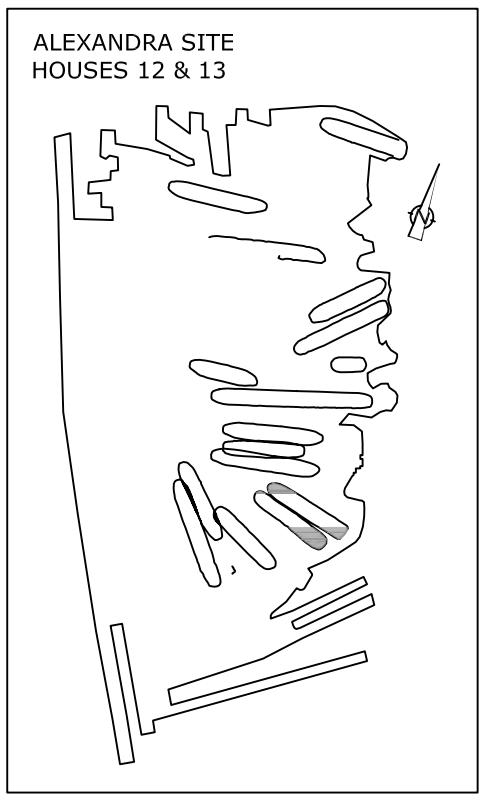

Archaeological Services Inc.

PIT
SWEAT LODGE
ASH PIT
EXCAVATION LIMITS
WALL TRENCH
POSTS

0 10m
SCALE

DRAWN BY: R.G.
FILE: 00MK-02

DATE:
JAN / 12 / 2004

Figure 13: Houses 12 and 13 at the Alexandra Site

Feature 301 was a semi-subterranean sweat lodge which, because of soil disturbance, was barely evident. What was left of the feature was only four centimetres in depth. Since the feature was so shallow, the precise location and nature of the ramp and entrance were poorly defined. The ramp entrance may have faced east and may have been oriented parallel to the long axis of the house. It is more likely, however, that it was oriented at a 45E angle to the long axis of the house and diagonally to the south house wall.

In any case, it is thought to have an asymmetrical keyhole plan with a flat bottom profile. It measured 2.22 metres in length and 1.79 metres in width. Although only a portion of the living floor remained, pottery, chert, bone and fire-cracked rock were recovered from the feature.

Located across the house from Feature 301, Feature 299, also a semi-subterranean sweat lodge, was situated perpendicular to the long axis of the north wall of the house. The ramp and entrance faced south into the interior of the house while the main body of the feature protruded outside the house. The large number of posts (17) situated around its perimeter and comprising its exterior frame suggests the sweat lodge was incorporated into the north wall of the house. Its location suggests that House 13 post dates House 12 although it may have gone out of use once the two houses were conjoined. It had a usual keyhole plan with a flat bottom profile. It measured 1.82 metres in length, 1.75 metres in width and 0.18 metres in depth. Pottery, chert, bone, including a bone bead, and fire-cracked rock were encountered in the feature.

Table 14: House 12 Summary Description of Features

Feat. No.	Feat. Type	Dimensions (cm) l	w	d	Plan/Profile Shape	Location	Contents. Fill Composition
299	Sweat Lodge	182	175	18	Keyhole/Flat Bottom	Exterior	Pottery, chert, bone, FCR. F299 is above and postdates House 13 support and wall posts; Lensed: L1 (Fill): Subsoil mottled with dark soil and charcoal (no munsell); L2 (Living Floor): Dark soil mottled with charcoal and subsoil (no munsell)
301	Sweat Lodge	222	179	04	Keyhole/Flat Bottom	South Bunk	Pottery, chert, bone, FCR. Fill: Dark soil mottled with subsoil and charcoal (2.5y4/3 - olive brown)
308	Pit	62	32	11	Ovate/Shallow Basin	South Bunk/ Exterior	Fill: Dark soil mottled with subsoil and charcoal (10yr3/4 - dark yellowish brown)

House 13

House 13 was oriented at an angle of 104E east of north and was situated immediately north of and attached to House 12 (Table 2 and Figures 3 and 13). A fence row appears to have connected the west ends of these two houses (Figure 13).

The soil conditions surrounding House 13 were marginally better than in the case of House 12 although its east end was also not extant. Although there is a suggestion of an interior end wall north of Feature 299, it seems to have terminated at three large posts in the centre of the house. Consequently, it is not clear that the house was actually contracted or extended. Its length is at least 40 metres with a width of 7.6 metres, providing for an enclosed area of at least 304m^2.

The east end wall of House 13 was non-existent. It is only possible to discern the beginning of the turn comprising the northeast end wall. Given that the end was less than ten metres from the creek, however, the lack of definition is likely a result of soil disturbance from the re-channelling of the creek. The west end wall was rounded with a probable doorway at its centre. A probable fence row partially protected the doorway and continued to the south to join the northwest edge of House 12. A row of posts, five metres east of the west end wall and perpendicular to the long axis, seems to have defined a west end cubicle, similar to the one in House 12. The walls of the house were formed primarily by paired and single row posts.

Bunk lines or the infrastructure for the house is only poorly visible in the distribution of interior and support posts. Many support posts were not aligned and several were situated closer to the centre line of the house than to its walls.

Fourteen features were associated with the house (Table 15) of which three (Features 291, 295, and 327) were wall trenches along the north wall. Features 314 and 325, both refuse pits, were situated within the ill-defined north bunk line. The remaining nine features, most of which were refuse pits with the exception of Features 306, 318, and 319, were all situated within the central corridor of the house. Feature 306, a semi-subterranean sweat lodge, was oriented nearly parallel to the long axis of the house with the ramp end and entrance facing west. It had a symmetrical keyhole plan and regular flat bottom profile and measured 2.72 metres in length, 2.39 metres in width, and 0.40 metres in depth. It superimposed and post-dated Feature 307. Pottery, bone, and fire-cracked rock were recovered from the sweat lodge.

Table 15: House 13 Summary Description of Features

Feat. No.	Feat. Type	Dimensions (cm) l	w	d	Plan/Profile Shape	Location	Contents. Fill Composition
287	Pit	127	82	05	Ovate/Shallow Basin	Centre	Pottery. Fill: Subsoil mottled with dark soil (10yr5/4 - yellowish brown)
288	Ash Pit	54	40	05	Ovate/Shallow Basin	Centre	Pottery. F288 superimposes and postdates F289. Fill: Dark soil mottled with charcoal, ash and subsoil (10yr3/2 - very dark greyish brown)
289	Pit	122	110	14	Irregular/Shallow Basin	Centre	Pottery. 4 posts cut through and postdate F289, while F289 rests above and postdates 2 other posts. F289 predates F288. Fill: Subsoil mottled with dark soil (10yr4/3 - brown)
291	Wall Trench	339	32	08	Rectangular/Shallow Basin	North Wall	32 posts in wall trench Fill: Subsoil mottled with dark soil (10yr4/3 - brown)
295	Wall Trench	445	36	01	Rectangular/No Profile	North Wall	Bone. 20 posts in wall trench. No visible profile. Fill: Dark soil mottled with subsoil and charcoal (no munsell)
306	Sweat Lodge	272	239	40	Keyhole/Flat Bottom	Centre	Pottery, bone, FCR. F306 truncates and postdates F307. Lensed: L1 (Fill): Dark soil mottled with subsoil and charcoal (10yr4/3 - brown); L2 (Lens): Dark soil mottled with ash and charcoal (10yr3/1 - dark grey); L3 (Living Floor): Dark soil mottled with ash, charcoal and subsoil (10yr5/2 - greyish brown)
307	Pit	76	?	10	Ovate/Flat Bottom	Centre	F307 truncated by and predates F306. Fill: Dark soil mottled with subsoil and charcoal (10yr4/4 - dark yellowish brown)
313	Pit	110	83	36	Irregular/Skewed	Centre	Bone, FCR. Fill: Subsoil mottled with dark soil and charcoal (10yr4/4 - dark yellowish brown)
314	Pit	75	42	12	Irregular/Irregular	North Bunk?	Fill: Dark soil mottled with subsoil (10yr3/3 - dark brown)
315	Pit	135	90	18	Irregular/Shallow Basin	Centre	Pottery, chert, FCR. F315 above and postdates 1 support post. Fill: Subsoil mottled with dark soil and charcoal (10yr4/4 - dark yellowish brown)
319	Sweat Lodge	418	291	25	Keyhole/Flat Bottom	Centre	Pottery, human bone, FCR. Lensed: L1 (Fill): Dark soil mottled with charcoal (10yr4/2 - dark greyish brown); L2 (Fill): Subsoil mottled with dark soil and charcoal (10yr5/3 - brown); L3 (Living Floor): Ash mottled with dark soil, charcoal and subsoil - 10yr3/2 - very dark greyish brown)
320	Pit	90	77	18	Ovate/Deep Basin	Centre	Pottery, bone. F320 above and postdates 1 support post. Fill: dark soil mottled with subsoil, charcoal, ash and fired soil (10yr4/2 - dark greyish brown)
325	Pit	124	88	23	Ovate/Irregular	North Bunk?	Bone. Fill: Subsoil mottled with dark soil (10yr4/4 - dark yellowish brown)
327	Wall Trench	423	32	16	Rectangular/Shallow Basin	North Wall	Pottery. 26 posts in wall trench. Fill: Subsoil mottled with dark soil and charcoal (10yr4/3 - brown)

Feature 319 was also a semi-subterranean sweat lodge that had been severely disturbed by rodent activity such that its orientation was difficult to determine. It is thought that the ramp end and entrance faced east, although the main body of the sweat lodge seemed to have been oriented north-south, perpendicular to the main axis of the house. The placement of the ramp was off-centre creating an asymmetrical keyhole plan view. It measured 4.18 metres in length, 2.91metres in width, and 0.25 metres in depth. It contained

pottery, bone, and fire-cracked rock, as well as fragments of human bone, representing the disarticulated fragmentary remains of an adult and an immature individual, whose burials had likely been removed from their primary interments in the feature for ossuary burial elsewhere.

House 14

House 14 was oriented at an angle of 116E east of north and was situated approximately 15 metres southwest of House 12 with its northwest longer end overlapping the southeast end of House 16 (Table 2 and Figures 3 and 14). House 14 appears to have undergone one contraction or extension on its north end. The smaller house, House 14A, had a length of 29.9 metres. The longer House 14B had a length of 36.3 metres. With a width of 7.5 metres, this provided maximum enclosed areas of 226 m^2 for House 14A, and 272 m^2 for House 14B.

The inner north end wall of House 14A was uniformly rounded. The outer end wall (House 14B) was of similar form and may have featured a doorway at the northeast corner. The south end wall was barely visible, likely the result of shallow topsoil and generally poor soil conditions created by the activities conducted to create the park immediately south of House 14.

The walls of the house were formed by single row or paired posts. An increased density of posts in the east wall adjacent to Features 332 and 335, both semi-subterranean sweat lodges, may reflect the integration of the frame of the sweat lodges with the walls of the house. The distribution of interior and support posts delineates east and west bunk lines within House 14A although the central east bunk area was occupied by two sweat lodges not bunks. The outer north end appears to have created an area that did not contain any features; perhaps it was used chiefly for storage. It is possible that House 14 underwent a contraction rather than extension in order to make room for House 16.

Eight features were encountered in House 14A. Four of these were wall trenches, Features 331, 334, 337, and 338 (Table 16). A small refuse pit, Feature 329, was located on the edge of the east bunk line. The remaining three features, Features 332, 335, and 336, were semi-subterranean sweat lodges.

Table 16: House 14 Summary Description of Features

Feat. No.	Feat. Type	Dimensions (cm) l	w	d	Plan/Profile Shape	Location	Contents. Fill Composition
329	Pit	28	18	16	Ovate/Deep Basin	East Bunk	Fill: Subsoil mottled with dark soil and charcoal (10yr6/3 - pale brown)
331	Wall Trench	272	31	01	Rectangular/No Profile	East Wall	25 posts in wall trench. Fill: Dark soil mottled with subsoil and charcoal (10yr5/3 - brown)
332	Sweat Lodge	315	141	17	Keyhole/Flat Bottom	East Bunk	Pottery, bone. Bone awl found in living floor. Lensed: L1 (Fill): Subsoil mottled with dark soil and charcoal (10yr5/3 - brown); L2 (Living Floor): Dark soil mottled with subsoil and charcoal (10yr4/2 - dark greyish brown).
334	Wall Trench	135	26	01	Irregular/No Profile	West Wall	10 posts in wall trench; Fill: Subsoil mottled with dark soil and charcoal (10yr4/2 - dark greyish brown)
335	Sweat Lodge	289	174	25	Keyhole/Flat Bottom	East Bunk	Chert, bone. F335 postdates one interior post and predates one (or more) support post; Lensed: L1 (Fill): Subsoil mottled with dark soil and charcoal (10yr5/3 - brown); L2 (Living Floor): Dark soil mottled with subsoil and charcoal (10yr4/2 - dark greyish brown); significantly disturbed by animal burrows.
336	Sweat Lodge	390	285	26	Keyhole/Flat Bottom	Centre	Pottery, chert, bone, ground stone, copper (bead), FCR. Six posts postdate F336. Lensed: L1(Fill): Subsoil mottled with dark soil and charcoal (10yr5/3 - brown); L2 (Living Floor): Dark soil mottled with subsoil and charcoal (10yr4/2 - dark greyish brown); L3 (Lens): Dark soil mottled with ash and charcoal (10yr4/1 - dark grey).
337	Wall Trench	225	35	01	Irregular/No Profile	West Wall	Chert. 24 posts in wall trench. Fill: Dark soil mottled with subsoil and charcoal (10yr3/2 - very dark greyish brown)
338	Wall Trench	260	50	01	Irregular/No Profile	North End Wall	Pottery. 16 posts in wall trench. Fill: Dark soil mottled with subsoil and charcoal (10yr2/2 -very dark brown)

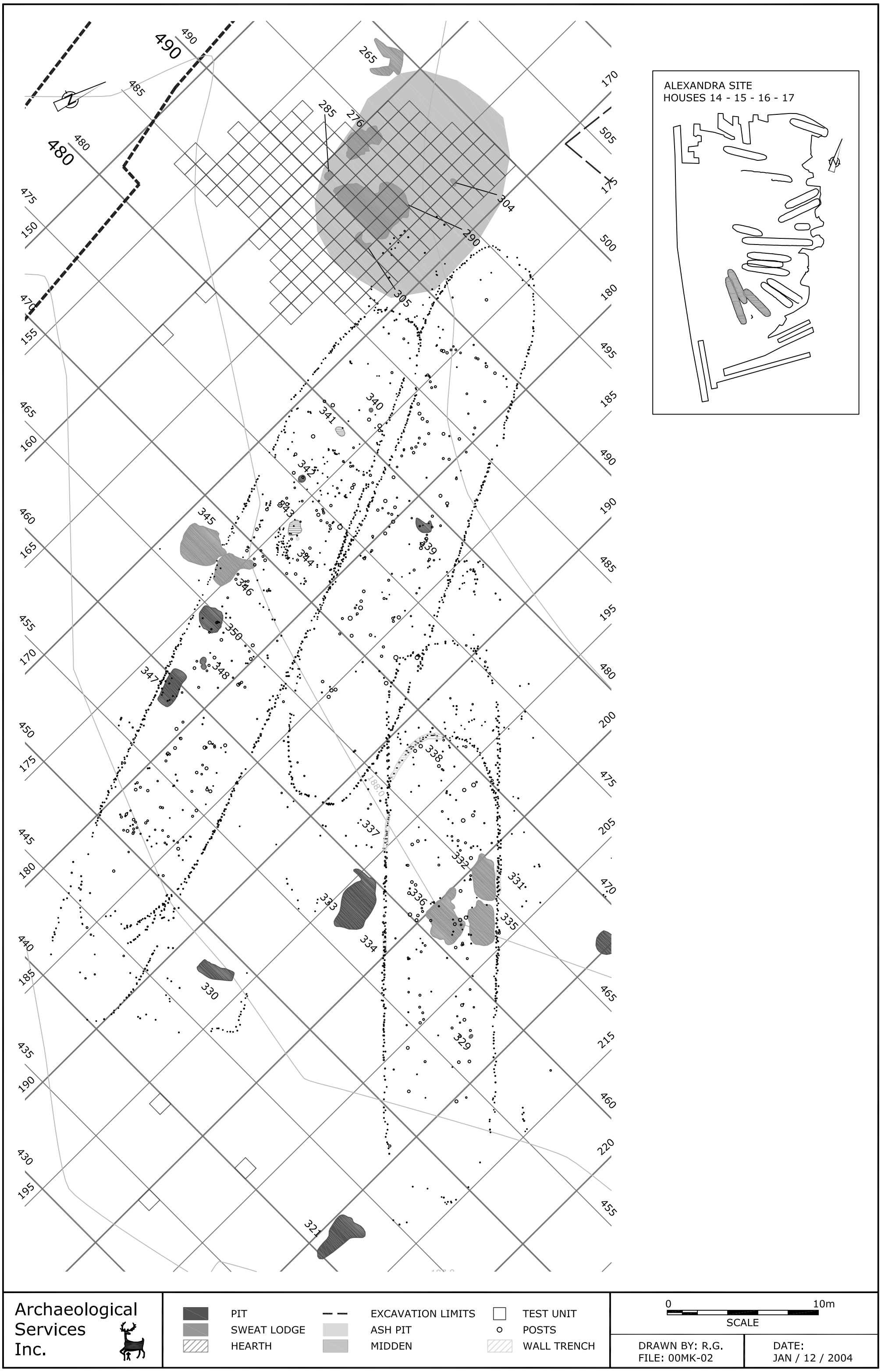

Figure 14: Houses 14, 15, 16 and 17 at the Alexandra Site

Feature 332 was situated adjacent to the east wall and was oriented parallel to the long axis of the house. It had a symmetrical keyhole plan with a flat bottom profile with the ramp end and entrance facing north. It measured 3.15 metres in length, 1.41 metres in width, and 0.17 metres in depth. Pottery and bone were encountered, including a complete bone awl recovered from the living floor.

Feature 335 was situated immediately south of Feature 332, also adjacent to the east wall, and with the same orientation and shape. It measured 2.89 metres in length, 1.74 metres in width, and 0.25 metres in depth. Chert and bone were recovered from the feature.

Feature 336 was encountered immediately west of Feature 335 within the central corridor. It had suffered considerable animal/rodent disturbance, but it appears to have been oriented to the long axis of the house with the ramp end and entrance facing north. It had an asymmetrical keyhole plan, but a regular flat bottom profile. It measured 3.90 metres in length, 2.85 metres in width, and 0.26 metres in depth. Pottery, chert, bone, ground stone and fire-cracked rock were recovered from the fill, as was a copper bead.

House 16

House 16 was oriented at an angle of 137E east of north and was located immediately to the northeast of the north end of House 14, with which it overlaps slightly (Table 2 and Figures 3 and 14). It also overlapped the northeast part of House 17 which is to the immediate west. House 16 had an overall length of 37.5 metres and width of 7.3 metres creating a maximum enclosed area of 274m^2.

Both of the end walls were gently tapered to flat ends and both ends have probable doorways in their centres. Two additional gaps appeared towards the north and south ends of the east wall and one just north of the southwest corner may indicate the presence of two more doorways. The true nature of other gaps, especially along the west wall, is obscured by the overlapping nature of Houses 16 and 17. The walls of House 16 were formed primarily by paired and single row posts and were generally evenly spaced. The distribution of interior and support posts indicated the presence of an east and west bunk line, approximately 1.7 metres in width providing for a central corridor with a width of 3.9 metres. The lack of posts at the south end may reveal a substantial cubicle, while a distinct line of support posts perpendicular to the main axis of the long house appeared to also define a large north end cubicle. Despite good soil conditions, only one feature was encountered in House 16 (Table 17). This was a centrally located refuse pit containing chert and bone.

Table 17: House 16 Summary Description of Features

Feat. No.	Feat. Type	Dimensions (cm) l	w	d	Plan/Profile Shape	Location	Contents. Fill Composition
339	Pit	130	98	12	Irregular/Shallow Basin	H16 Centre	Chert, bone. 3 posts postdate F339. Fill: Dark soil mottled with subsoil, charcoal and ash (10yr4/4 - dark yellowish brown)

House 17

House 17 was oriented at an angle of 141E east of north and was located immediately southwest of House 16 with which it overlapped (Figures 3 and 14). It appears that House 17 was extended at least once to the south. Its original length of approximately 44.2 metres was increased to approximately 50.4 metres. With a width of 7.4 metres, this provided enclosed areas of 327 m^2 for the original house (17A) and 373 m^2 for the extended version (17B).

House 17A

The north and south end walls were rounded with long tapers. Entrances were documented in the west end wall and at the west side of the north end. Three gaps in the west wall may also have been entrances. The

original south end wall may have been partially rebuilt or altered on the interior on one occasion. The walls of the house were formed primarily by paired and single row posts.

The distribution of interior and support posts display a well-defined west bunk line and a probable but less well-defined east bunk line. The east bunk line had an aligned row of support posts present at its north and south ends but there was a noticeable lack of support posts in the central section of the house. These bunk lines were approximately 1.7 metres in width, providing a central corridor with a width of 4.0 metres. An apparent lack of settlement pattern activity at either end of the house suggests the presence of storage cubicles.

All ten features encountered within House 17 were situated in House 17A (Table 18). Feature 340, a refuse pit, was the only feature encountered within or on the east bunk line. Five features were encountered within the central corridor. Features 342 and 348 were refuse pits, while Feature 344 was an ash pit. Features 341 and 343, on the other hand, were both hearths. Feature 343 was associated with a substantial post cluster, which lay to its immediate south (Figure 14).

Table 18: House 17 Summary Description of Features

Feat. No.	Feat. Type	Dimensions (cm) l	w	d	Plan/Profile Shape	Location	Contents. Fill Composition
340	Pit	26	26	06	Circular/Shallow Basin	East Bunk/ North End	Fill: Dark soil mottled with subsoil (10yr4/4 - dark yellowish brown
341	Hearth	72	50	04	Ovate/Shallow Basin	Centre	F341 contemporary with 1 interior post. Fill: Fired soil mottled with subsoil, dark soil and ash (5yr5/6 - yellowish red)
342	Pit	57	46	05	Ovate/Shallow Basin	Centre	Fill: Dark soil mottled with subsoil, charcoal and ash (10yr4/2 - dark greyish brown)
343	Hearth	112	95	08	Irregular/Shallow Basin	Centre	F343 contemporary with 5 posts. Fill: Fired soil mottled with subsoil, ash and dark soil (5yr5/6 - yellowish red
344	Ash Pit	24	20	05	Ovate/Shallow Basin	Centre	Fill: Dark soil mottled with ash and charcoal - 10yr6/2 - light brownish grey)
345	Sweat Lodge	320	236	20	Keyhole/Flat Bottom	Exterior	Pottery, chert, bone, FCR. F345 superimposed and postdates F346. Lensed: L1 (Fill): Dark soil mottled with subsoil (10yr4/3 - brown); L2 (Living Floor): Dark soil mottled with charcoal (10yr4/2 - dark greyish brown)
346	Sweat Lodge	196	134	24	Keyhole/Flat Bottom	West Bunk	Pottery, chert, FCR. F346 beneath and predates F345. Lensed: L1 (Fill): Dark soil mottled with subsoil and charcoal (10yr5/3 - brown); L2 (Living Floor 0 Dark soil mottled with charcoal and subsoil - 10yr4/2 - dark greyish brown)
347	Pit	247	118	23	Rectangular/Flat Bottom	West Bunk	Pottery, FCR. 15 posts contemporary and ring F347. 3 postdate F347. Fill: Dark soil mottled with charcoal and subsoil (10yr4/2 - dark greyish brown)
348	Pit	194	51	27	Irregular/Irregular	Centre	Lensed: L1: Subsoil mottled with dark soil (10yr5/3 - brown); L2: Dark soil mottled with subsoil (10yr4/2 - dark greyish brown)
350	Pit	184	165	08	Irregular/Shallow Basin	West Bunk	Pottery, chert. 5 posts beneath and predate F350; 2 posts cut through and postdate F350. Fill: Dark soil mottled with subsoil and charcoal (10yr4/4 - dark yellowish brown)

Three of the remaining features were encountered within the west bunk line of House 17. Both Features 347 and 350 were large refuse pits. Feature 347 was uniquely ringed with posts but did not have any of the other classic features of sweat lodges, despite its location.

Feature 346 was a semi-subterranean sweat lodge. It was oriented perpendicular to the long axis of House 17 with an asymmetrical keyhole plan and a regular flat bottom profile. The ramp end and entrance faced east at the north end of the main body of the feature, with the actual entrance situated within the central corridor. It measured 1.96 metres in length, 1.34 metres in width and 0.24 metres in depth and contained pottery, chert and fire-cracked rock.

Feature 345 was also a semi-subterranean sweat lodge. It was oriented perpendicular to House 17 with the main body of the feature extending west beyond the west house wall. The arrangement of posts around the perimeter of its living floor and the absence of wall posts cutting through it imply that this feature was integrated into the west house wall. The ramp of Feature 345 cut through and superimposed Feature 346. Feature 345 had a symmetrical keyhole plan and flat bottom profile. It measured 3.20 metres in length, 2.36 metres in width, and 0.20 metres in depth. Pottery, chert, bone and fire-cracked rock were recovered from the feature.

House 17B

House 17B represents an extension of approximately six metres to the south end of House 17A. As only seven interior posts were present in this extension, it is likely that it served as a storage cubicle. Because of poor soil conditions at the south end of this extension, the end wall was not complete. It appears it was likely rounded. A marked gap in the east wall of the extension at the point it adjoins House 17A suggests this was a doorway providing access to the exterior activity area surrounding Feature 330.

2.4 Exterior Fences

Four apparent fence rows were encountered.

The largest consisted of a twin row of posts (and possibly ill-defined third), immediately west of House 4 (Figures 3 and 7). The two rows of posts exhibited some divergence and convergence with apparent lengths of approximately 28 metres (south row) and 39 metres (north row). The presence of numerous features suggests the fence rows may be associated with and demarcating an activity area. Given the location of Houses 2 and 3 away from the rest of the site, these fence rows may have acted as a symbolic barrier separating one section of the site from the other.

A second fence, approximately 27 metres long, seems to have been built from the southeast side of House 10 westward and northward to the west end of House 7. This fence too may have been associated with exterior activities, although few features were found in the area.

A third fence was encountered between Houses 11 and 13 (Figures 3 and 13). The posts were somewhat irregularly placed but appear to form a curving screen between the houses. One large exterior feature, Feature 300, lay to the east of the fence.

The fourth fence encountered was situated immediately east of the south end of House 17 (Figure 14). It was originally thought to have been a small house, which was designated “House 15”. It became clear, however, that the posts were discontinuous and more likely associated with the external feature, Feature 330, and related activities.

2.5 Exterior Activity Areas

Excluding the features associated with Middens 1, 2, and 3, 42 features (18% of all features) were recorded in open-air contexts within at least 12 discrete exterior activity venues.

Exterior Activity Area 1

Exterior Activity Area 1 was situated in the west, northwest corner of the site, approximately 35 metres southwest of the southwest end of House 2, the closest house to the area (Figure 3). It consisted of one small sterile pit, Feature 24. Given its distance from any other settlement features and the absence of any artifacts, the purpose or relationship of this activity area to the rest of the site is not known.

House 2 Exterior Activity Area

The House 2 Exterior Activity Area comprises the area immediately surrounding the house (Figures 3 and 5). Ten features were encountered. Three features, Features 3, 4, and 7, lay near the west end of the house; three, Features 14, 15, and 20, were immediately south of the south wall (Feature 20 actually straddled and post-dates the south wall); and four immediately north of the north wall, Features 22, 39, 40, and 42 (Table 19). Only Features 3 and 4 actually contained any artifacts, while Feature 42 consisted primarily of ash. The features on the north side of the house and Feature 20 straddling the south wall were the only ones that seemed to be associated with exterior posts. The activities associated with these clusters of features may or may not be contemporary with the occupation of House 2.

Table 19: House 2 Exterior Activity Area Summary of Features

Feat. No.	Feat. Type	Dimensions (cm) l	w	d	Plan/Profile Shape	Contents. Fill Composition
3	Pit	292	162	18	Irregular/Irregular	Pottery, FCR. Lensed: L1 (main):Dark soil mottled with charcoal & ash (10yr2/1 - black); L2: 2 small ash lenses: ash mottled with charcoal & dark soil (10yr 7/1 - light grey)
4	Pit	132	60	30	Irregular/Irregular	Pottery, burnt bone, FCR. Fill: Dark soil mottled with charcoal & subsoil (10yr3/2 - very dark greyish brown)
7	Pit	126	42	15	Irregular/Irregular	Fill: Dark soil mottled with subsoil, charcoal & fired soil (10yr3/2 - very dark greyish brown)
14	Pit	128	49	16	Irregular/Irregular	Fill: Dark soil mottled with charcoal and subsoil (10yr3/2 - very dark greyish brown)
15	Pit	150	50	16	Irregular/Irregular	Lensed L1: Dark soil mottled with charcoal and subsoil (10yr3/2 - very dark greyish brown); L2: Charcoal mottled with dark soil (10yr2/1 - black); L3: Subsoil mottled with fired soil (5yr4/6 - yellowish-red)
20	Pit	171	36	25	Irregular/Shallow Basin	Wall posts beneath feature so F20 postdates H2 south house wall; Fill: Dark soil mottled with subsoil and charcoal (10yr4/2 - dark greyish brown)
22	Pit	115	40	5	Irregular/Shallow Basin	Fill: Dark soil mottled with charcoal and subsoil (10yr3/2 - very dark greyish brown)
39	Pit	82	28	17	Irregular/Skewed	Fill: Dark soil mottled with subsoil and charcoal (10yr4/2 - dark greyish brown)
40	Pit	22	21	9	Circular/Shallow Basin	Fill: Dark soil mottled with subsoil (10yr 4/3 - brown)
42	Ash Pit	81	34	9	Irregular/Skewed	Fill: Ash mottled with subsoil (10yr5/2 - greyish brown)

House 3 Exterior Activity Area

Although House 3 was encountered at the northeast edge of the property adjacent to extensively disturbed land, two features were encountered in its immediate vicinity (Figures 3 and 6). Feature 57 was situated immediately north of the house and contained chert. Feature 65 (Table 20) was a natural refuse-filled depression situated immediately west of the west end of the house. Apart from the midden features, Feature 65 contained the most artifacts recovered from any feature on the site. Given its depth, apparent stratigraphy and quantity of artifacts, it was a refuse disposal area associated with House 3.

Table 20: House 3 Exterior Activity Area Summary of Features

Feat. No.	Feat. Type	Dimensions (cm) l	w	d	Plan/Profile Shape	Contents. Fill Composition
57	Pit	275	94	18	Irregular/Irregular	Chert. Lensed L1: Dark soil mottled with charcoal, fired soil, ash and subsoil (10yr3/2 - dark greyish brown); L2: Dark Soil mottled with charcoal (10yr2/1 - black)
65	Pit	259	137	70	Irregular/Irregular	Pottery, chert, bone, FCR. Stratified and Lensed L1: Black soil mottled with charcoal and ash (10yr2/1 - black); L2: Ash mottled with black soil and charcoal (10yr7/2 - light grey); L3: Subsoil mottled with dark soil (10yr6/3 - pale brown); L4: Pale soil mottled with dark soil (10yr5/2 - greyish brown)

House 4 Exterior Activity Area

This activity area was defined on the basis of the two, or possibly three, fence lines located to the west of House 4. The fences were associated with 12 features and several post clusters. Two features and a cluster of posts to the north of House 4 may also be related to the fences (Figures 3 and 7).

Features 25, 26, and 47 were situated on the south side of the fence lines at the west end of the formation, some 30 metres west of House 4. The features were approximately five metres apart from one another. None contained any artifacts (Table 21).

Table 21: House 4 Exterior Activity Area Summary of Features

Feat. No.	**Feat.** Type	**Dimensions (cm)** l	w	d	**Plan/Profile** Shape	**Contents. Fill Composition**
25	Pit	203	52	28	Irregular/Irregular	Fill: Dark soil mottled with subsoil and fired soil (10yr3/3 - dark brown)
26	Pit	280	70	26	Irregular/Irregular	Lensed; L1: Dark soil mottled with subsoil and fired soil (10yr3/2 - very dark greyish brown); L2: Fired soil mottled with dark soil (5yr4/4 - reddish brown)
38	Pit	31	30	08	Ovate/Shallow Basin	Fill: Dark soil mottled with subsoil (no munsell)
47	Pit	124	39	12	Irregular/Irregular	Fill: Subsoil mottled with dark soil (no munsell); 1 post postdates feature and 1 post predates feature
72	Pit	150	84	44	Irregular/Irregular	Pottery and FCR; Lensed; L1: Black soil mottled with charcoal and dark soil (10yr2/2 - very dark brown); L2: Subsoil mottled with black soil (10yr5/2 - greyish brown); L3: Subsoil mottled with charcoal and grey soil (10yr3/2 - very dark greyish brown)
73	Pit	170	86	42	Irregular/Irregular	Lensed; L1: Black soil mottled with ash and charcoal (10yr3/2 - very dark greyish brown) L2: Dark brown soil mottled with grey soil (10yr4/2 - dark greyish brown)
74	Hearth	235	117	47	Irregular/Irregular	Chert, bone, partially fired lumps of clay; Lensed: L1: Dark soil mottled with subsoil (10yr5/3 - brown); L2: Dark soil mottled with charcoal and subsoil (10yr 3/2 - very dark greyish brown); L3: Fired soil mottled with charcoal and subsoil (7.5yr4/4 - brown); L4: Dark soil mottled with charcoal (10yr2/1 - black); L5: Dark soil mottled with subsoil (7.5yr3/2 - dark brown)
80	Pit	36	24	15	Ovate/Shallow Basin	Fill: Very dark soil (10yr3/2 - very dark greyish brown)
81	Pit	56	31	12	Irregular/Shallow Basin	Fill: Black soil mottled with subsoil (10yr2/1 - black)
83	Pit	32	26	04	Irregular/Shallow Basin	Fill: Dark soil mottled with subsoil (10yr3/3 - dark brown)
85	Pit	68	55	12	Ovate/Skewed	Chert, FCR. Fill: Dark soil mottled with subsoil (10yr4/2 - dark greyish brown)
91	Pit	185	53	30	Irregular/Shallow Basin	Fill: Very dark soil (10yr3/2 - very dark greyish brown)
92	Hearth	122	70	20	Irregular/Irregular	Fill: Fired soil mottled with subsoil and dark soil (10yr5/3 -reddish brown); 3 posts postdate feature
94	Pit	51	35	15	Ovate/Shallow Basin	Fill: Dark soil mottled with subsoil and charcoal (10yr3/2 - very dark greyish brown)
95	Pit	105	99	17	Irregular/Shallow Basin	Fill: Black soil (10yr2/1 - black)

Feature 38 was situated approximately eight metres north of Feature 47 and was somewhat isolated, although a small cluster of posts was located to its west (Figure 7). Feature 38 did not yield any artifacts.

Features 72, 81, 83, and 85 were four pits that were clustered together by the fence lines, some 15 metres west of House 4 (Figure 7). Features 81 and 83 were devoid of artifacts, while Feature 72 was a fairly large, stratified and lensed pit containing pottery and fire-cracked rock. Feature 85 contained chert. Feature 73 was situated five metres east of these features and consisted of a lensed pit that contained no artifactual remains.

Feature 94, like Feature 38, was somewhat isolated and situated some seven metres west of Feature 85 and at least four metres from the fence lines. Features 91 and 92 were situated within five metres of each other within the cluster of posts that may have formed a third fence line that adjoined the south side of House 4. Feature 80 was situated immediately west of House 4. None of these features yielded any artifacts. Feature 92 was a hearth that predated several of the posts in the third fence line, while Features 80, 91, and 94 were sterile pits.

Features 74 and 95 were situated north and northeast of House 4, respectively. Feature 95 was a pit, while Feature 74 was a substantial hearth that contained chert, bone and several partially fired lumps of clay. An ill-defined line of posts may have separated the features and both were likely related to exterior activities related to the occupation or use of House 4. It is possible that Feature 74 represents an open-air kiln for firing pottery.

Midden 2 and House 5 Exterior Activity Area

This area refers to the locale situated immediately to the north, east and west of House 5 (Figures 3 and 8). Two features were situated immediately north of the house. Feature 114 was a refuse pit located near the northeast end of the house, while Feature 127 was a refuse pit situated near its northwest end (Table 22). An extensive cluster of posts surrounded Feature 127 and were probably related to it. Two posts were actually found in the feature and are believed to be contemporary. One pit, Feature 117, was located at the east end of the house and actually straddled the House 5 end wall. Five wall posts intersected the feature so it predated the house wall.

Approximately five metres west of House 5 lay Midden 2 (Figure 3). Midden 2 was discovered and sampled through the excavation of 49 strategically placed one metre units (Figure 15). Generally, a cut-off of 25 artifacts was used to define the limits of the block excavations since the vast majority of material recovered had been obviously subject to plough disturbance and was of limited or no analytical value. Basal midden deposits designated as Feature 226, were encountered at the north end of the midden area (Table 22). Feature 226 was of significant size and contained considerable quantities of pottery. The proximity of Midden 2 (and Feature 226) to House 5 suggests their association.

Table 22: Midden 2 and House 5 Exterior Activity Area Summary of Features

Feat. No.	Feat. Type	Dimensions (cm) l	w	d	Plan/Profile Shape	Contents. Fill Composition
114	Pit	124	76	25	Irregular/Irregular	Lensed L1: Dark soil mottled with charcoal (7.5yr2.5/1 - black); L2: Dark soil mottled with subsoil and charcoal (10yr5/2 - greyish brown); L3: Dark soil mottled with ash and subsoil (10yr4/2 - dark greyish brown)
117	Pit	79	22	10	Ovate/Irregular	5 house wall posts cut through and postdate feature; Fill: Dark soil mottled with subsoil (10yr4/4 - dark yellowish brown)
127	Pit	190	60	15	Irregular/Flat Bottom	Fill: Dark soil mottled with subsoil (10yr3/3 - dark brown)
226	Basal Midden	582	142	13	Irregular/Shallow Basin	Pottery, chert, bone, FCR. Lensed L1: Dark soil mottled with charcoal and subsoil (10yr3/2 - very dark greyish brown); L2: Dark soil mottled with subsoil and charcoal (10yr5/2 -greyish brown); Basal midden of Midden 2

House 7 Exterior Activity Area

This activity area refers to the features situated at the west end of House 7 (Figures 3 and 4). Feature 164 was a large, stratified refuse pit containing numerous artifacts (Table 23). Feature 165 was a much smaller refuse pit containing chert and bone. The feature had also been disturbed by recent activity because it contained wire nails.

Table 23: House 7 Exterior Activity Area Summary of Features

Feat. No.	Feat. Type	Dimensions (cm) l	w	d	Plan/Profile Shape	Contents. Fill Composition
164	Pit	214	100	42	Irregular/Shallow Basin	Pottery, chert, bone, shell, hammer stone, FCR. Lensed: L1: Ash mottled with charcoal, subsoil and dark soil (10yr4/1 - dark grey); L2: Dark soil mottled with charcoal, ash, fired soil and subsoil (10yr2/1 - black); L3: Dark soil mottled with wood (10yr3/3 - dark brown); L4: Subsoil mottled with dark soil and charcoal.
165	Pit	45	36	23	Irregular/Irregular	Chert, bone, metal. Some modern disturbance present; Fill: Dark soil mottled with charcoal, subsoil and fired soil (10yr3/2 - very dark greyish brown)

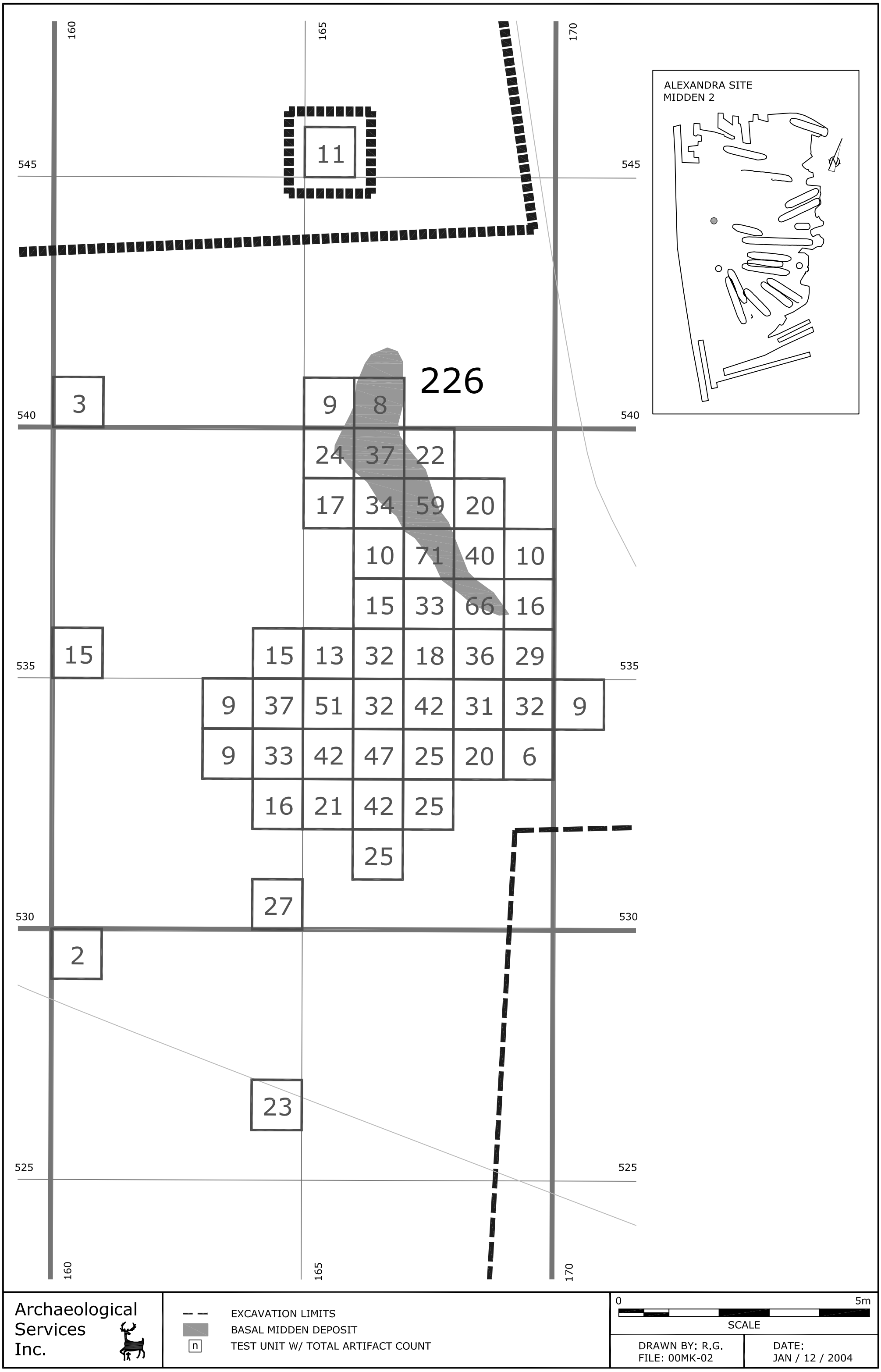

Figure 15: Midden 2 at the Alexandra Site

A fence row was situated immediately south of these features (Figures 4 and 12). It extended some 10 metres towards the west side of House 10, and was possibly related to a second fence that continued an additional 15 metres east to the south side of House 10. Whether these rows of posts formed a single or twin line of fence(s), these alignments probably delineated a distinct activity area around the southwest end of House 7 and west end of House 10 in which Features 164 and 165 were located.

House 8 Exterior Activity Area

This activity area comprises three refuse pits, Features 206, 207, and 208, and associated posts that were situated immediately west of the west end of House 8 (Figure 11; Table 24).

Table 24: House 8 Exterior Activity Area Summary of Features

Feat. No.	Feat. Type	Dimensions (cm) l	w	d	Plan/Profile Shape	Contents. Fill Composition
206	Pit	70	40	17	Irregular/Irregular	Fill: Dark soil mottled with subsoil and charcoal (10yr3/3 - brown)
207	Pit	138	113	26	Irregular/Irregular	Pottery, chert, bone, shell. Fill: Homogeneous Dark Soil (10yr3/1 - very dark grey)
208	Pit	92	36	19	Irregular/Irregular	Bone. Fill: Dark Soil mottled with subsoil and charcoal (10yr3/1 - very dark grey)

Midden 1 Activity Area

Midden 1 lay some five to ten metres east of Houses 8, 9 and 11 (Figures 3 and 16). Midden 1 was sampled through the excavation of 65 one metre units. Again, the vast majority of material recovered was of limited or no analytical value. Three undisturbed basal deposits were uncovered to the west of the block excavation area during plough zone removal for the delineation of Houses 6, 8, 9, and 11. These features, Features 324, 326, and 328, contained a significant number and variety of artifacts (Table 25).

In addition, two refuse pits, Features 251 and 322, were encountered in the immediate vicinity of Midden 1. The proximity of Midden 1 to Houses 8, 9, and 11 suggests that it served as a major refuse disposal area for the occupants of these three houses.

Table 25: Midden 1 Summary Description of Features

Feat. No.	Feat. Type	Dimensions (cm) l	w	d	Plan/Profile Shape	Location	Contents. Fill Composition
251	Pit	135	70	30	Irregular/Irregular	Midden 1	Fill: Dark soil mottled with subsoil and charcoal (10yr3/1 - very dark grey)
322	Pit	140	56	26	Irregular/Irregular	Midden 1	Pottery, chert, bone, FCR. Fill: Dark soil mottled with subsoil and charcoal (10yr2/2 - very dark brown)
324	Basal Midden	360	144	27	Irregular/Skewed	Midden 1	Pottery, chert, bone, including bone beads, ground stone, FCR. Fill: Black soil mottled with charcoal, fired soil, ash and subsoil (10yr2/1 - black)
326	Basal Midden	323	100	20	Irregular/Irregular	Midden 1	Pottery, chert, bone, FCR. Fill: Dark soil mottled with subsoil and charcoal (10yr3/2 - very dark greyish brown)
328	Basal Midden	460	166	38	Irregular/Irregular	Midden 1	Pottery, chert, bone, FCR. Lensed: L1: Dark soil mottled with subsoil, ash, fired soil and charcoal (10yr3/4 - dark yellowish brown); L2: Subsoil mottled with fired soil (10yr8/6 - yellow)

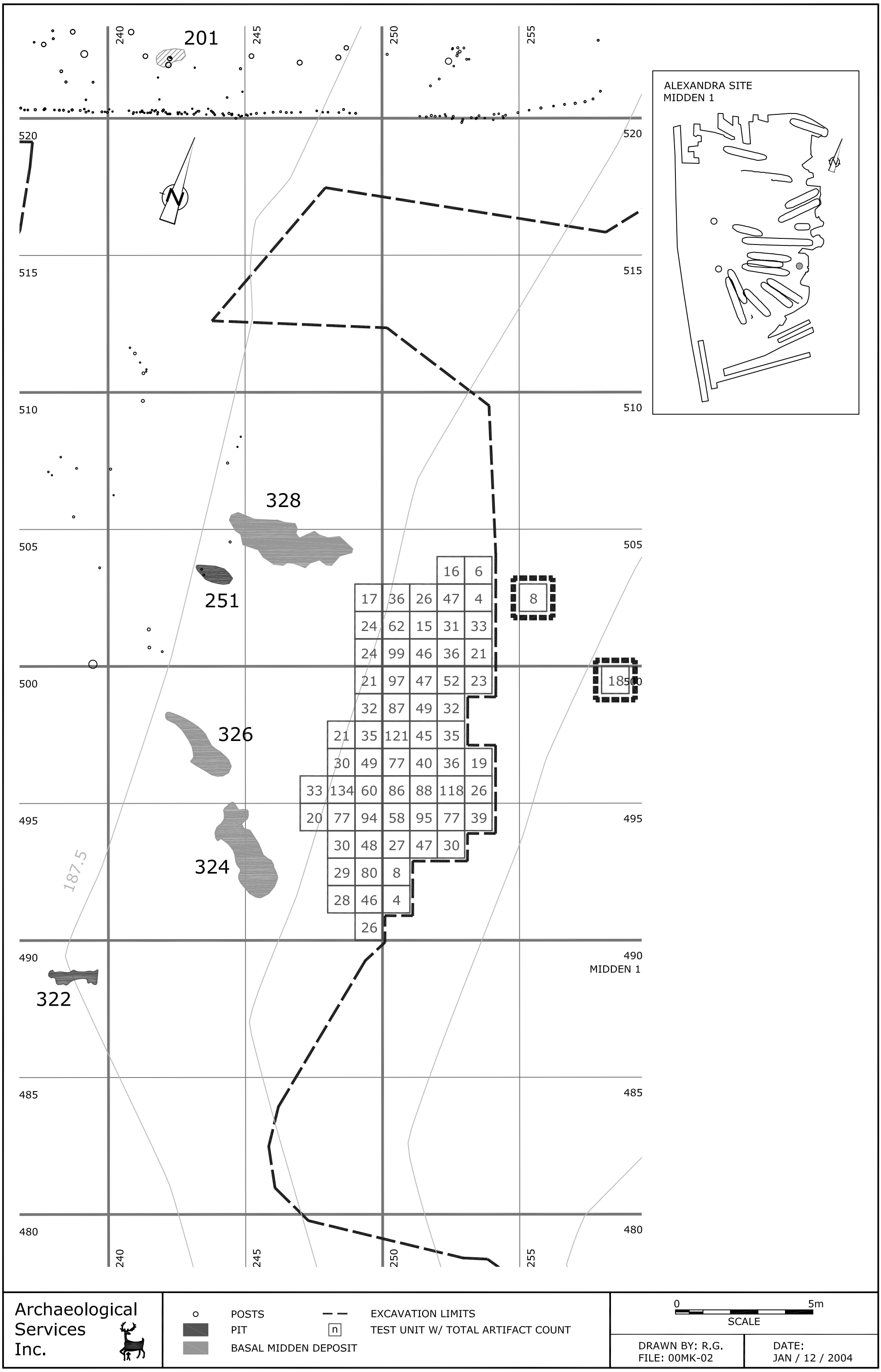

Figure 16: Midden 1 at the Alexandra Site

House 12 Exterior Activity Area

This small exterior activity area was situated southwest of the southwest end of House 12 (Figures 3 and 13). One feature, Feature 312, and a short fence row and small cluster of posts were encountered in this location. Feature 312 comprised a fairly large refuse pit containing pottery (Table 26). Approximately five metres south of Feature 312 was an intermittent line of posts with which it may have been associated.

Table 26: House 12 Exterior Activity Area Summary of Features

Feat. No.	Feat. Type	Dimensions (cm) l	w	d	Plan/Profile Shape	Contents. Fill Composition
312	Pit	81	70	09	Ovate/Shallow Basin	Pottery. Fill: Very dark soil mottled with subsoil and charcoal (10yr3/2 - very dark greyish brown)

House 13 Exterior Activity Area

The House 13 activity area was encountered immediately north of the northwest end of House 13 in association with a row of posts between Houses 11 and 13 (Figures 3, 11, and 13). In this area, Feature 300 was found to contain pottery and chert (Table 27).

Table 27: House 13 Exterior Activity Area Summary of Features

Feat. No.	Feat. Type	Dimensions (cm) l	w	d	Plan/Profile Shape	Contents. Fill Composition
300	Pit	349	221	40	Irregular/Irregular	Pottery, chert. Fill: Dark soil mottled with charcoal and subsoil (10yr3/1 - very dark grey). Severely disturbed by tree fall/burn.

Southwest Activity Area

This area comprised a refuse pit, Feature 286, and a small cluster of exterior posts situated approximately ten metres west, southwest of House 17 (Figure 3). Feature 286 yielded a considerable quantity of pottery (Table 28).

Table 28: Southwest Exterior Activity Area Summary of Features

Feat. No.	Feat. Type	Dimensions (cm) l	w	d	Plan/Profile Shape	Contents. Fill Composition
286	Pit	270	95	39	Irregular/Irregular	Pottery, chert, bone, FCR. Fill: Dark soil mottled with subsoil and charcoal (10yr2/2 - very dark brown).

Houses 14 - 17 Activity Area

This activity area was located in the open areas between Houses 14, 16, and 17 (Figures 3 and 14). One refuse pit, Feature 321 (Table 29), and three exterior posts were found five metres south of House 14. Immediately south of this feature and House 14 in general, the ground had been severely disturbed by grading and filling activities associated with the creation of the park adjacent to the re-channelled creek.

Immediately southeast of the south end of House 16 and west of the west wall of House 14 was an alignment of posts that formed an open semi-circle around Feature 333, as well as a discontinuous row of posts apparently connected to House 14. Feature 333 was a substantial refuse pit containing pottery, chert and fire-cracked rock.

Immediately east of the south end of House 17 lay Feature 330, which was surrounded on its east side by an L-shaped alignment of posts. When initially uncovered this was designated as “House 15”. An ill-

defined cluster of posts was also situated southwest of the feature. Feature 330 was a substantial refuse pit that contained pottery and chert.

Table 29: Houses 14 - 17 Exterior Activity Area Summary of Features

Feat. No.	Feat. Type	Dimensions (cm) l	w	d	Plan/Profile Shape	Contents. Fill Composition
321	Pit	333	230	25	Irregular/Shallow Basin	Pottery, FCR. Lensed: L1: Subsoil mottled with dark soil (10yr4/3 - brown); L2: Dark soil mottled with subsoil and charcoal (10yr3/2 - very dark greyish brown); L3: Dark Soil mottled with charcoal (10yr2/1 - black)
330	Pit	260	95	23	Irregular/Shallow Basin	Pottery, chert. Lensed: L1: Dark soil mottled with charcoal and subsoil (10yr3/2 - very dark greyish brown); L2: Black soil mottled with charcoal (10yr2/1 - black)
333	Pit	366	218	28	Irregular/Shallow Basin	Pottery, chert, FCR. Lensed: L1: Very dark soil mottled with subsoil and ash (10yr3/2 - very dark greyish brown); L2: Dark soil mottled with charcoal (7.5yr2.5/1 - black)

Midden 3 Activity Area

Midden 3, encountered immediately adjacent to the north ends of Houses 16 and 17 (Figures 3, 14, and 17), was sampled through the excavation of 179 one metre units. Excavations were terminated beyond the central core of the midden due to the fact that the vast majority of material recovered was of limited or no analytical value. Moreover, the west limits of the block excavations were constrained by soil disturbances resulting from the previous installation of field drains.

Undisturbed basal midden deposits, Features 265, 276, 285, 290, 304, and 305, were found beneath the plough zone and contained a significant number and variety of artifacts (Table 30). The proximity of Midden 3 to Houses 16 and 17, and possibly House 14, suggests their association.

Table 30: Midden 3 Activity Area Summary of Features

Feat. No.	Feat. Type	Dimensions (cm) l	w	d	Plan/Profile Shape	Contents. Fill Composition
265	Basal Midden	294	253	21	Irregular/Irregular	Pottery, chert, bone, FCR. 1 post beneath and predates F265. Fill: Dark soil mottled with charcoal and subsoil
276	Basal Midden	270	165	22	Irregular/Irregular	Pottery, chert, bone, FCR. Lensed. L1: Plough zone; L2 (Middle): Dark soil mottled with charcoal (10yr3/2 - very dark greyish brown); L3 (Base): Very dark soil mottled with charcoal (10yr2/1 - black)
285	Basal Midden	65	51	17	Ovate/Shallow Basin	Pottery. Fill: Dark soil mottled with subsoil and charcoal (10yr3/2 - very dark greyish brown)
290	Basal Midden	355	270	28	Irregular/Irregular	Pottery, bone, chert, FCR. 3 posts beneath and predate F290. Lensed. L1 (Main fill): Dark soil mottled with ash, charcoal, subsoil and fired soil (10yr2/2 - very dark brown); L2 (Root burn?): Fired soil mottled with charcoal (no munsell); L3 (ash lens): Ash mottled with subsoil and charcoal (10yr5/2 - Greyish brown); L4 (Base): Very dark soil mottled with charcoal (10yr2/1 - black).
304	Basal Midden	50	32	08	Irregular/Shallow Basin	Pottery, chert. Fill: Dark soil mottled with ash, subsoil and charcoal (10yr5/2 - greyish brown)
305	Basal Midden	114	62	04	Irregular/Shallow Basin	Chert. Fill: Dark soil mottled with ash, subsoil and charcoal (10yr5/2 - greyish brown)

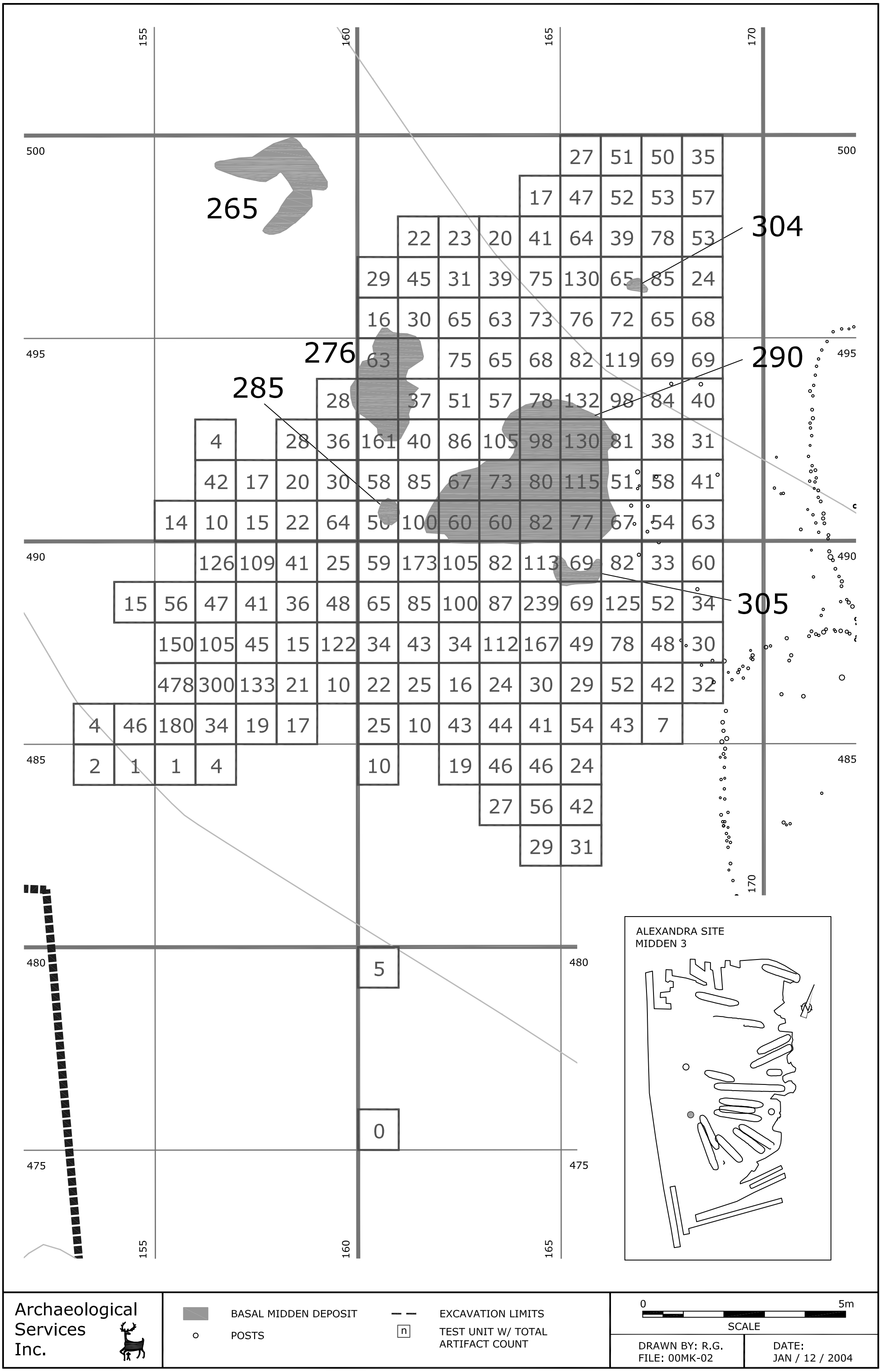

Archaeological Services Inc.

BASAL MIDDEN DEPOSIT
POSTS
EXCAVATION LIMITS
TEST UNIT W/ TOTAL ARTIFACT COUNT

0 5m
SCALE

DRAWN BY: R.G.
FILE: 00MK-02

DATE:
JAN / 12 / 2004

Figure 17: Midden 3 at the Alexandra Site

3.0 CERAMIC ANALYSIS *by Robert B. Wojtowicz*

3.1 Introduction

In total, 8,545 ceramic artifacts (Table 31) were recovered during the excavation of the Alexandra site. Within the assemblage, 7,928 sherds form portions of vessel rims, necks, shoulders, or bodies, individually or in various combinations. An additional 103 fragments are identified as miscellaneous ceramic objects. The assemblage also includes 327 smoking pipe fragments and 187 juvenile manufactured ceramic vessel and pipe fragments. Whenever possible, all ceramic artifacts were mended prior to analysis to the minimum number by provenience. Appendices 1-4 constitute the catalogues for the ceramic assemblage.

Table 31: The Ceramic Artifact Assemblage

Type	n	%
Unanalyzable Sherds	4,167	48.77
Body Sherds	2,353	27.54
Neck Sherds	604	7.07
Pipe Fragments	327	3.83
Neck-Shoulder Sherds	259	3.03
Unanalyzable Rim Sherds	255	2.98
Identified Vessels	228	2.67
Juvenile Ceramics	187	2.19
Misc. Ceramic Artifacts	103	1.21
Shoulder Sherds	45	0.53
Neck-Shoulder-Body Sherds	15	0.18
Shoulder-Body Sherds	2	0.02
Total	8,545	100.02

3.2 Ceramic Vessels

The ceramic vessel assemblage consists of 228 identified vessels, 255 unanalyzable rim sherds, 604 neck sherds, 259 neck and shoulder sherds, 15 neck-shoulder and body sherds, 45 shoulder sherds, 2 shoulder-body sherds and 2,353 body sherds. Ceramic sherds that were smaller than 23 mm or displayed excessive exterior exfoliation were classified as unanalyzable and account for 4,167 items, 48.77% of the total ceramic assemblage (Table 31).

Of the 2,370 analyzable body sherds, three hundred thirty-five (14.14% of the total body sherd sample) display evidence of decoration or surface treatment that is other than plain. Surface treatments include smoothed over ribbed paddled (n=296), smoothed over cord (n=21) and smoothed over check stamped (n=6). An additional twelve body sherds exhibit a decorative motif generally associated with a shoulder.

In addition to these surface treatments motifs, red ochre staining was identified on the interior of three sherds (two body and one shoulder-body) and the exterior of two other sherds (one neck-shoulder and one unanalyzable fragment).

Vessel Rims

Rims were considered analyzable if they exhibited interior and exterior surfaces, a lip, and a sufficient portion of the exterior collar-neck area to ascertain decorative motif and associated attributes. The vessel rims were analyzed using both an attribute and traditional typological approach. All rims were sorted and mended into 228 individual vessels of which 12 are represented only by castellation fragments and are not included in the following discussion. Summary descriptive statistics of individual attributes are presented in Tables 32 through 35.

Fifty percent of all identified vessels exhibit incipient collars whereas developed collar forms account for 43.06% of the total vessel assemblage. The fifteen remaining vessels are collarless.

Rounded collar bases occur on 84.26% of the vessels, while only 19 vessels have an angular collar base shape.

Table 32: Alexandra Site Ceramic Vessel Descriptive Attributes

Rim Form	n	%
Incipient	108	50.00
Collared	93	43.06
Collarless	15	6.94
Total	216	100.00

Collar Base Shape	n	%
Rounded	182	84.26
Angular	19	8.80
Not Applicable	15	6.94
Total	216	100.00

Rim Orientation	n	%
Outflaring	203	93.98
Insloping	7	3.24
Vertical	6	2.78
Total	216	100.00

Lip Form	n	%
Flat	159	73.61
Rounded	48	22.22
Concave	9	4.17
Total	216	100.00

Angle of Lip to Interior	n	%
Right	104	48.15
Obtuse	79	36.57
Acute	33	15.28
Total	216	100.00

Interior Profile	n	%
Concave	162	75.00
Convex	34	15.74
Straight	16	7.41
Convex-Concave	1	0.46
Convex-Irregular	1	0.46
Indeterminate	1	0.46
Concave-Convex	1	0.46
Total	216	99.99

Exterior Profile	n	%
Convex	154	71.30
Concave	37	17.13
Straight	23	10.65
Convex-Concave	1	0.46
Concave-Convex	1	0.46
Total	216	100.00

Collar Height (n=201)	
Mean	16.63
Range	4.94-52.1
Standard Deviation	7.87

Lip Width (n=216)	
Mean	6.56
Range	2.65-11.39
Standard Deviation	1.54

Interior Motif	n	%
Plain	166	76.85
Oblique	35	16.20
Vertical	8	3.70
Horizontal	6	2.78
Indeterminate	1	0.46
Total	216	99.99

Interior Tech	n	%
Plain	166	76.85
Linear Stamp	30	13.89
Linear Punctate	10	4.63
Punctate	7	3.24
Fingernail Impressed	1	0.46
Dentate Stamp	1	0.46
Indeterminate	1	0.46
Total	216	99.99

Basal Collar Width (n=201)	
Mean	9.9
Range	4.98-16.45
Standard Deviation	2.43

Most of the vessels have flat lips (73.61%). The remainder display either a rounded (n=48) or concave (n=9) lip form.

The angles of the lip to the interior are 90 degrees or right on almost half of the vessels (48.15%), followed by obtuse (36.57%) and acute (15.28%). The vessels display outflaring (93.98%), insloping (3.24%) and vertical (2.78%) rim orientations.

The proportions of concave, convex and straight interior collar profiles are 75%, 15.74%, and 7.41% respectively. An additional three vessels display convex-concave (n=1), concave-convex (n=1) and convex-irregular (n=1) interior profiles. One vessel has an interior profile that is indeterminate.

The vessels exhibit exterior collar profiles that are convex (71.3%), straight (10.65%) and concave (17.13%). One vessel has a convex-concave exterior profile while another is concave-convex.

The collar heights in this assemblage range between 4.94 mm and 52.1 mm with a mean height of 16.63 mm, and a standard deviation of 7.87. Lip widths range between 2.65 mm and 11.39 mm, with a mean

width of 6.56 mm and a standard deviation of 1.54. Basal collar widths range between 4.98 mm and 16.45 mm, with a mean of 9.9 mm and a standard deviation of 2.43.

Most of the vessel interiors are plain (76.85%), while the remaining 50 vessels bear a variety of interior decorative motifs: linear stamped obliques or verticals (n=30), linear punctates (n=10), dentate stamping (n=1), punctates (n=1) and fingernail impressions (n=1). Six vessels also display a single horizontal band of punctates (n=6). One vessel has an indeterminate interior motif.

The vast majority of vessel lips (Table 33) are plain (81.48%). Among the remainder, obliques or verticals are the most common decorative motifs (15.28%). These were applied using a variety of techniques: linear stamping (n=27), dentate stamping (n=3), linear punctate (n=2) and cord impression. Seven additional vessels exhibit a different lip motif consisting of either a band of punctates or a single incised line.

Table 33: Ceramic Vessel Lip Decorative Attributes

Lip Motif	n	%	Lip Technique	n	%
Plain	176	81.48	Plain	176	81.48
Oblique	32	14.81	Linear Stamp	27	12.50
Horizontal	7	3.24	Incised	5	2.31
Vertical	1	0.46	Dentate Stamp	3	1.39
Total	216	99.99	Linear Punctate	2	0.93
			Punctate	2	0.93
			Cord Impressed	1	0.46
			Total	216	100.00

Simple oblique or vertical motifs predominate on vessel collars (31.94%), followed by obliques over horizontals (27.31%), horizontals (12.04%), opposed motif consisting of alternating bands of left and right obliques (5.09%) and plain (3.7%) (Table 34). This is followed by 24 different motifs found on 43 different vessels (19.91%).

Table 34: Ceramic Vessel Collar Decorative Attributes

Collar Motif	n	%	Collar Technique	n	%
Oblique	67	31.02	Linear Stamp	68	31.48
Oblique over Horizontal	59	27.31	Linear Stamp over Incised	59	27.31
Horizontal	26	12.04	Incised	38	17.59
Opposed (Left and Right Oblique)	11	5.09	Plain	8	3.70
Plain	8	3.70	Incised crossed by Incised	4	1.85
Oblique crossed by Interrupted Horizontal	4	1.85	Incised and Linear Stamp and Plain	3	1.39
Vertical over Horizontal	4	1.85	Linear Punctate over Incised	3	1.39
Horizontal over Oblique	3	1.39	Plain over Linear Punctate	3	1.39
Oblique over Interrupted Horizontal	3	1.39	Punctate	3	1.39
Opposed (Left and Right Oblique and Plain)	3	1.39	Cord Impressed	2	0.93
Plain over Oblique	3	1.39	Cord-Wrapped Paddle	2	0.93
Cord-Wrapped Paddle	2	0.93	Dentate Stamp	2	0.93
Hatched	2	0.93	Incised and Linear Stamp	2	0.93
Horizontal and Interrupted Oblique	2	0.93	Incised over Incised	2	0.93
Opposed (Horizontal and Oblique)	2	0.93	Incised over Linear Stamp	2	0.93
Opposed (Interrupted Left and Right Oblique)	2	0.93	Dentate Stamp crossed by Dentate Stamp	1	0.46
Vertical	2	0.93	Dentate Stamp over Incised	1	0.46
Horizontal over Oblique over Horizontal	1	0.46	Incised and Punctate	1	0.46
Interrupted Oblique	1	0.46	Incised and Punctate and Plain	1	0.46
Interrupted Oblique crossed by Chevron	1	0.46	Incised over Incised over Incised	1	0.46
Oblique crossed by Horizontal	1	0.46	Indeterminate Stamp	1	0.46

Table 34: Ceramic Vessel Collar Decorative Attributes

Collar Motif	n	%	Collar Technique	n	%
Oblique over Horizontal over Oblique	1	0.46	Linear Punctate	1	0.46
Opposed (Interrupted Left and Right Oblique and Plain and Horizontal) over Horizontal	1	0.46	Linear Stamp crossed by Incised	1	0.46
Opposed (Left and Right Oblique and Hatched)	1	0.46	Linear Stamp crossed by Linear Stamp	1	0.46
Opposed (Left and Right Oblique and Horizontal	1	0.46	Linear Stamp over Incised over Linear Stamp	1	0.46
Opposed (Left and Right Oblique) over Horizontal	1	0.46	Linear Stamp over Incised over Push-Pull	1	0.46
Opposed (Vertical and Horizontal) over Opposed (Vertical and Horizontal)	1	0.46	Linear Stamp over Punctate	1	0.46
Opposed (Vertical and Oblique)	1	0.46	Linear Stamp over Push Pull	1	0.46
Plain over Horizontal	1	0.46	Plain over Incised	1	0.46
Vertical crossed by Interrupted Horizontal	1	0.46	Punctate over Incised over Punctate	1	0.46
Total	216	99.98	Total	216	99.97

The most common collar techniques are linear stamping (31.48%), linear stamping over incising (27.31%), incising (17.59%), and plain (3.7%). The remaining 43 vessels bear linear stamping, dentate stamping, cord impressed or cord wrapped paddle, push-pull, punctates and linear punctates individually or in various combinations.

The most common neck motifs (Table 35) are horizontals over unknown (29.63%), horizontals over obliques (19.91%), plain (16.67%) and obliques (12.96%). The remaining 45 vessels bear 21 different motifs. Incising over unknown (28.7%), plain (16.67%), incised over linear stamping (14.35%) and linear stamping (9.26%) and are the most commonly occurring techniques used in these decorative schemes. The remaining 67 vessels (31.02%) were decorated using 21 different technique combinations.

Table 35: Ceramic Vessel Neck Decorative Attributes

Neck Motif	n	%	Neck Technique	n	%
Horizontal over Unknown	64	29.63	Incised over Unknown	62	28.70
Horizontal over Oblique	43	19.91	Plain	36	16.67
Plain	36	16.67	Incised over Linear Stamp	31	14.35
Oblique	28	12.96	Linear Stamp	20	9.26
Opposed (Left and Right Oblique)	7	3.24	Incised	14	6.48
Oblique over Oblique	6	2.78	Incised over Linear Punctate	11	5.09
Horizontal over Opposed (Left and Right Oblique)	4	1.85	Linear Punctate	8	3.70
Horizontal	3	1.39	Linear Stamp over Incised	7	3.24
Horizontal over Vertical	3	1.39	Incised over Incised	5	2.31
Oblique over Opposed (Left and Right Oblique)	3	1.39	Cord Impressed	2	0.93
Vertical	3	1.39	Cord-Wrapped Paddle	2	0.93
Cord-Wrapped Paddle	2	0.93	Incised over Punctate	2	0.93
Oblique over Unknown	2	0.93	Linear Punctate over Incised	2	0.93
Hatched	1	0.46	Linear Stamp over Unknown	2	0.93
Horizontal over Horizontal crossed by Vertical	1	0.46	Punctate over Incised	2	0.93
Horizontal over Interrupted Horizontal Plat	1	0.46	Incised and Plain	1	0.46
Horizontal over Plain over Oblique	1	0.46	Incised over Dentate Stamp	1	0.46
Interrupted Oblique	1	0.46	Incised over Incised over Incised	1	0.46
Interrupted Oblique over Horizontal	1	0.46	Incised over Plain over Linear Stamp	1	0.46
Oblique over Horizontal	1	0.46	Linear Punctate over Linear Stamp	1	0.46
Oblique over Horizontal over Opposed (Left and Right Oblique)	1	0.46	Linear Stamp over Dentate Stamp	1	0.46

Table 35: Ceramic Vessel Neck Decorative Attributes

Neck Motif	n	%	Neck Technique	n	%
Opposed (Interrupted Left and Right Oblique)	1	0.46	Linear Stamp over Incised over Incised	1	0.46
Opposed (Left and Right Oblique and Horizontal	1	0.46	Linear Stamp over Linear Stamp	1	0.46
Opposed (Left and Right Oblique and Plain)	1	0.46	Punctate	1	0.46
Vertical over Horizontal	1	0.46	Push Pull over Unknown	1	0.46
Total	216	99.98	Total	2 99.	216

Table 36 provides an overview of specific ceramic vessel types based on MacNeish (1952) and Wright (1966). MacNeish, in his study of Iroquoian pottery types, described a type as "a class or group of objects having interrelated similar features or modes that have a temporal or spatial significance" (1952:2). Thus, this approach uses the attributes of neck and collar motif, and rim shape, to construct classificatory types based upon the assumption that sets of combined attributes (types) represent a style in the mind of the potter. These were thought, in turn, to reflect trends in time and space in which similarities and differences in frequencies of types between assemblages might relate to the ethnic identity and chronological placement (Wright 1966:17). Subsequent criticisms of typological studies (e.g., Ramsden 1977: 16-18; Smith 1983: 10-14) have questioned the simplistic methodology and inadequate sample used in the original definitions of types. Indeed, many Ontario researchers have recognized the advantages of attribute analysis in providing for more detailed and comparative descriptions of assemblages. Nevertheless, it remains useful to report on the frequencies of types in assemblages for comparative purposes if one provides an accurate account of each type. To accomplish this, key attributes of variability for each type are described.

Table 36: Ceramic Vessel Types

Type	n	%
Middleport Oblique	58	26.85
Pound Neck	39	18.06
Black Neck	25	11.57
Ontario Horizontal	24	11.11
Indeterminate	16	7.41
Lawson Incised	11	5.09
Lawson Opposed	8	3.70
Niagara Collared	7	3.24
Pound Blank	5	2.31
Ontario Oblique	4	1.85
Iroquois Linear	3	1.39
Middleport Criss-Cross	3	1.39
Warminster Horizontal	3	1.39
High Collar	2	0.93
Huron Incised	2	0.93
Ripley Corded	2	0.93
Goessens Punctate	1	0.46
Ripley Plain	1	0.46
Uren Corded	1	0.46
Uren Dentate	1	0.46
Total	216	99.99

Middleport Oblique (Table 37, Plates 5 and 6)
Middleport Oblique comprises of 58 vessels, representing 26.85% of the total vessel assemblage. Concave or channeled interior profiles are identified on 96.5% of these vessels. Nine vessels exhibit linear stamped obliques on the lip while two bear dentate stamped obliques. The only other form of lip decoration is that of a single incised line (n=1). Interior decoration largely consisted of obliques or verticals, which were applied through linear stamping (n=6), linear punctate (n=6), punctate (n=1), dentate stamping (n=1) and fingernail impressions (n=1). The remaining three Middleport Oblique vessels with interior decoration bear a single horizontal band of punctates.

Plate 5: Selected Middleport Oblique vessels: 535-165 F226 Fill:1655 (A), 465-235 F319 Fill:1672 (B) and 505-215 PM 41 Fill:1766 (C).

Plate 6: Middleport Oblique vessel with castellation: 540-200 F164 Fill:1742.

Table 37: Middleport Oblique Variability

Rim Form	Collar Motif	Neck Motif	n	%
Incipient	Oblique over Horizontal	Horizontal over Unknown	20	34.48
Incipient	Oblique over Horizontal	Horizontal over Oblique	18	31.03
Collared	Oblique over Horizontal	Horizontal over Oblique	3	5.17
Incipient	Oblique over Horizontal	Horizontal	2	3.45
Incipient	Oblique over Horizontal	Horizontal over Vertical	2	3.45
Incipient	Oblique over Horizontal	Plain	2	3.45
Incipient	Oblique crossed by Interrupted Horizontal	Horizontal over Oblique	1	1.72
Collared	Oblique over Horizontal	Oblique	1	1.72
Incipient	Oblique over Horizontal	Oblique	1	1.72
Collared	Oblique over Horizontal	Plain	1	1.72
Incipient	Oblique over Horizontal over Oblique	Horizontal over Unknown	1	1.72
Incipient	Oblique over Interrupted Horizontal	Horizontal over Oblique	1	1.72
Incipient	Opposed (Left and Right Oblique) over Horizontal	Horizontal over Oblique	1	1.72
Incipient	Vertical over Horizontal	Horizontal over Oblique	1	1.72
Collared	Vertical over Horizontal	Horizontal over Unknown	1	1.72
Collared	Vertical over Horizontal	Horizontal over Vertical	1	1.72
Incipient	Vertical over Horizontal	Vertical	1	1.72
		Total	58	99.95

Pound Neck (Table 38, Plate 7)

Thirty-nine vessels are identified as Pound Neck, which accounts for 18.06 % of the vessel assemblage. Almost all (97.43%) have concave interior collar profiles. Decorated lips occur on nine vessels in the form of linear stamped (n=5) or dentate stamp obliques (n=1) or as a single incised line (n=3). The interiors of ten vessels are decorated with obliques that were applied using either linear stamping (n=7) or linear punctates (n=3) or a single horizontal band of punctates.

Table 38: Pound Neck Variability

Rim Form	Collar Motif	Neck Motif	n	%
Collared	Oblique	Horizontal over Unknown	24	61.54
Incipient	Oblique	Horizontal over Unknown	4	10.26
Incipient	Oblique	Horizontal over Oblique	2	5.13
Collared	Horizontal	Oblique over Horizontal	1	2.56
Collared	Oblique	Horizontal over Oblique	1	2.56
Collarless	Oblique	Horizontal over Oblique	1	2.56
Collared	Oblique	Horizontal over Plain over Oblique	1	2.56
Collared	Oblique	Interrupted Oblique over Horizontal	1	2.56
Incipient	Oblique	Oblique over Horizontal over Opposed (Left and Right Oblique)	1	2.56
Collared	Oblique	Oblique over Unknown	1	2.56
Collared	Opposed (Left and Right Oblique)	Horizontal over Unknown	1	2.56
Incipient	Plain over Oblique	Horizontal over Unknown	1	2.56
		Total	39	99.97



Plate 7: Representative Pound Neck vessel rims: 525-215 F193 Fill:1611 (A) and 495-200 PM 130 Fill:1626 (B). Not all rim sherds from these two vessels are reproduced.

Black Neck (Table 39, Plates 8 and 9)

The vessels classified as Black Neck comprise 11.57% of the total vessel assemblage. The interior profiles of the Black Neck vessels are straight (n=13), convex (n=11) or convex over irregular. Linear stamped obliques (n=4) are the only form of lip decoration, while three vessels bore linear stamped oblique interior decoration and another had interior decoration in the form of a single horizontal band of punctates.

Table 39: Black Neck Variability

Rim Form	Collar Motif	Neck Motif	n	%
Collared	Oblique	Horizontal over Unknown	5	20.00
Collared	Oblique	Horizontal over Oblique	3	12.00
Collared	Oblique	Opposed (Left and Right Oblique)	2	8.00
Collared	Horizontal	Oblique over Opposed (Left and Right Oblique)	1	4.00
Collared	Horizontal and Interrupted Oblique	Opposed (Left and Right Oblique)	1	4.00
Collared	Horizontal over Oblique	Horizontal over Opposed (Left and Right Oblique)	1	4.00
Collared	Oblique	Horizontal over Opposed (Left and Right Oblique)	1	4.00
Incipient	Oblique	Horizontal over Opposed (Left and Right Oblique)	1	4.00
Incipient	Oblique	Horizontal over Unknown	1	4.00
Collared	Oblique	Oblique over Oblique	1	4.00
Collared	Oblique crossed by Interrupted Horizontal	Opposed (Left and Right Oblique and Plain)	1	4.00
Collared	Oblique over Interrupted Horizontal	Horizontal over Oblique	1	4.00
Collared	Opposed (Left and Right Oblique)	Horizontal over Oblique	1	4.00
Collared	Opposed (Left and Right Oblique)	Horizontal over Opposed (Left and Right Oblique)	1	4.00
Collared	Opposed (Left and Right Oblique)	Oblique over Unknown	1	4.00
Collared	Opposed (Left and Right Oblique)	Opposed (Left and Right Oblique)	1	4.00
Collared	Plain over Oblique	Horizontal over Oblique	1	4.00
Collared	Vertical	Horizontal over Unknown	1	4.00
		Total	25	100.00

Plate 8: Black Neck type vessel 465-170 F345 Q4 L1/L2 and F346 Q2 L1:1663. Not all sherds are displayed.

Plate 9: Black Neck type vessel 465-235 F319 Q4 L3:1760. Not all sherds are displayed.

Ontario Horizontal/Warminster Horizontal (Tables 40-41, Plate 10)
Vessels typed as Ontario Horizontal, represent 11.11% of the total vessel assemblage. All vessels display a concave or channeled interior profile. Lip decoration is present on four vessels, consisting of linear punctate obliques (n=1), linear stamped obliques (n=2) or a single incised line (n=1). Interior decoration takes the form of either linear stamped obliques (n=9) or linear punctate obliques (n=1).

Table 40: Ontario Horizontal Variability

Rim Form	Collar Motif	Neck Motif	n	%
Collared	Horizontal	Oblique	10	41.67
Incipient	Horizontal	Oblique	3	12.50
Incipient	Horizontal	Horizontal over Oblique	2	8.33
Collared	Horizontal	Vertical	2	8.33
Incipient	Horizontal	Plain	1	4.17
Collared	Horizontal and Interrupted Oblique	Oblique	1	4.17
Incipient	Horizontal over Oblique	Plain	1	4.17
Collared	Oblique over Horizontal	Horizontal over Oblique	1	4.17
Incipient	Oblique over Horizontal	Horizontal over Oblique	1	4.17
Incipient	Oblique over Horizontal	Oblique	1	4.17
Collared	Opposed (Horizontal and Oblique)	Plain	1	4.17
		Total	24	100.02

The three vessels classified as Warminster Horizontal display either a convex (n=2) or straight interior collar profile. Linear stamped obliques appear on the lip of one vessel and the interior of another. The vessels all bear a similar motif of horizontals on a developed collar with obliques on the neck.

Table 41 provides statistics on the number of horizontals found on the collars of the vessels typed as either Ontario Horizontal or Warminster Horizontal.

Table 41: Frequency of Horizontal Elements on Ontario and Warminster Horizontal Vessel Collars

Number of Horizontals Lines	n	%
7	4	14.81
6	4	14.81
5	2	7.41
4	4	14.81
3	11	40.74
2	2	7.41
Total	27	99.99



Plate 10: Selected Ontario Horizontal vessels: 555-240 PM 24 Fill:1720 (A), 500-245 F328: Q2 Fill:1712 (B) and 550-240 F166 Fill:1707 (C). Not all sherds associated with B are displayed.

Lawson/Huron Incised (Table 42, Plate 11)
The eleven vessels typed as Lawson Incised all display a concave interior profile. Interior decoration is restricted to one vessel, consisting of linear stamped obliques on the interior.

Of the two vessels typed as Huron Incised, one has a convex interior profile while the other is straight. Both have developed collars decorated by simple obliques, as well as plain necks, lips and interiors.

Plate 11: Selected Lawson Incised vessels: 465-235 F319 Fill:1701 (A), 497-250 Plz:1697 (B) and 500-245 F328 Q3 Fill:1700 (C).

Table 42: Lawson Incised Variability

Rim Form	Collar Motif	Neck Motif	n	%
Collared	Oblique	Plain	5	45.45
Collared	Oblique	Oblique	2	18.18
Collared	Oblique crossed by Interrupted Horizontal	Oblique	1	9.09
Collared	Oblique crossed by Interrupted Horizontal	Plain	1	9.09
Collared	Oblique over Interrupted Horizontal	Interrupted Oblique	1	9.09
Collared	Vertical crossed by Interrupted Horizontal	Plain	1	9.09
		Total	11	99.99

Lawson Opposed (Table 43)
The Lawson Opposed vessels all display developed collars with six of the eight vessels exhibiting concave interior collar profiles. The remaining two vessels exhibit convex and convex/concave interior collar profiles, respectively. Interior decorative motifs consist of either linear stamped obliques (n=1) or a single horizontal band of punctates (n=1).

Table 43: Lawson Opposed Variability

Rim Form	Collar Motif	Neck Motif	n	%
Collared	Opposed (Left and Right Oblique)	Plain	3	37.50
Collared	Opposed (Horizontal and Oblique)	Plain	1	12.50
Collared	Opposed (Left and Right Oblique and Plain)	Oblique	1	12.50
Collared	Opposed (Left and Right Oblique)	Horizontal over Oblique	1	12.50
Collared	Opposed (Left and Right Oblique)	Oblique	1	12.50
Collared	Opposed (Vertical and Oblique)	Plain	1	12.50
		Total	8	100.00

Niagara Collared/Ripley Plain
The vessels typed as Niagara Collared exhibit incipient collars with concave (n=4), convex (n=2) and straight (n=1) interior profiles. The one Ripley Plain vessel in the assemblage displays a collarless rim form with a convex interior profile. All of these vessels have plain lips, interiors, collars and necks.

Pound Blank (Table 44, Plate 12)
The five Pound Blank vessels display either a concave (n=3) or convex (n=2) interior profile. One vessel has a single band of punctates on the lip while another has an interior linear stamped oblique motif.

Table 44: Pound Blank Variability

Rim Form	Collar Motif	Neck Motif	n	%
Collared	Opposed (Interrupted Left and Right Oblique)	Plain	2	40.00
Collared	Opposed (Interrupted Left and Right Oblique and Plain and Horizontal) over Horizontal	Plain	1	20.00
Collared	Opposed (Left and Right Oblique and Plain)	Horizontal over Oblique	1	20.00
Collared	Opposed (Left and Right Oblique and Plain)	Horizontal over Unknown	1	20.00
		Total	5	100.00

Plate 12: Pound Blank vessel 530-190 F138 Q2/3 Fill:1749. Not all associated sherds are displayed.

Ontario Oblique (Plate 13)
The four vessels classified as Ontario Oblique, are all collarless with convex interiors. Three of these have either obliques or interrupted obliques on the upper rim with a plain neck, lip, and interior.

The fourth vessel exhibits an early style of motif with obliques on the upper rim and horizontals over interrupted horizontal plats on the neck (Plate 13). Both the lip and interior of this vessel are decorated with linear stamped obliques.

Plate 13: Ontario Oblique vessel 500-245 F328 Q3 Fill:1596.

Iroquois Linear (Plate 14)
The three Iroquois Linear vessels all exhibit concave interior collar profiles and an incipient collar decorated with linear stamp obliques. The neck is decorated with either linear stamped horizontals over unknown (n=2) or horizontals over obliques. All three vessel lips and interiors

are plain.

Middleport Criss-Cross (Plate 15)
The three Middleport Criss-Cross vessels have convex interior profiles with either an incipient (n=2) or collarless rim profile.

The two incipiently collar vessels have a hatched motif with horizontals over unknown on the neck. The collarless vessel has a motif consisting of a plain band over a horizontal line on the upper rim and a hatch motif on the neck. All three vessels have plain lips and interiors.

Plate 15: Selected Middleport Criss-Cross vessels: 500-245 F324 Fill:1638 (A) and 491-162 Plz:1590 (B)

Ripley Corded
The two vessels typed as Ripley Corded, both display collarless rim forms with concave interior profiles. The motifs consist of vertical orientated smoothed-over-cord-wrapped paddle patterns on both the neck and collar. The lips on both vessels are decorated with obliques applied through either linear stamping or cord impressions, while the interiors were plain.

Goessens Punctate/Uren Corded/Uren Dentate
There are single examples of early vessel forms typed as Goessens Punctate, Uren Corded and Uren Dentate, respectively. All three vessels have incipient collar, concave interior profile with both a plain lip and interior.

The vessel typed as Goessens Punctate displays collar and neck motifs made up of horizontal bands of punctates. The Uren Corded vessel exhibits a motif of obliques on its incipient collar with cord-impressed horizontal over obliques on the neck. The Uren Dentate

Plate 14: Iroquois Linear vessel 490-240 F324 Fill:1683.

High Collar (Plate 16)
Vessel 620-160, F4: 1651 (Plate 16) exhibits a convex interior profile with alternating bands of verticals and horizontals over reversed similar pattern on a developed high collar (45.46 mm) with a plain neck. The other High Collar typed vessel (535-165, F226: 1751) has a developed high collar (52.1 mm) with a concave-convex interior. The collar displays a motif consisting of horizontal lines, while the neck is decorated by a band of obliques over alternating left and right obliques. Both vessels have plain lips and interiors.

Plate 16: High Collar vessel 620-160 F4 Fill:1651.

vessel has dentate stamped obliques on the collar with linear stamped horizontals over dentate stamped obliques on the neck.

Indeterminate Types

Vessels that exhibit motifs and morphological attribute combinations that do not correspond to any particular type are classified as indeterminate types. In this assemblage, such vessels fall into two general series.

The first grouping consists of 10 vessels. Interior collar profiles are either concave (n=6) or convex (n=4). All vessels have plain lips and interiors. Key attributes of rim form, collar and neck motif are summarized in Table 45.

Table 45: Indeterminate Series 1 Variability

Rim Form	Collar Motif	Neck Motif	n	%
Collarless	Horizontal	Opposed (Left and Right Oblique)	2	20.00
Collared	Oblique crossed by Horizontal	Plain	1	10.00
Collarless	Opposed (Left and Right Oblique and Horizontal	Opposed (Left and Right Oblique and Horizontal	1	10.00
Incipient	Plain over Oblique	Oblique	2	20.00
Incipient	Vertical	Vertical over Horizontal	1	10.00
Collared	Interrupted Oblique crossed by Chevron	Opposed (Interrupted Left and Right Oblique)	1	10.00
Incipient	Opposed (Left and Right Oblique and Hatched)	Opposed (Left and Right Oblique)	1	10.00
Incipient	Horizontal over Oblique over Horizontal	Horizontal over Horizontal crossed by Vertical	1	10.00
		Total	10	100.00

The second series of six vessels appears to be unique to the Alexandra site (Plates 17 and 18). All exhibit either an incipient or collarless rim form, with a concave interior (Table 46). The collar motifs consist of short band of obliques manufactured by either linear punctates (n=3) or linear stamps (n=3) over three (n=5) to four (n=1) incised horizontals. The necks are decorated with either linear stamped (n=3), linear punctuate (n=2) or punctuate (n=1) obliques over incised obliques or alternating obliques in an opposed motif. The vessels lip are all decorated with either linear stamped (n=4) or linear punctuate (n=1) obliques or a band of punctuates. All vessel interiors are plain.

Table 46: Indeterminate Series 2 Variability

Rim Form	Collar Motif	Neck Motif	n	%
Collarless	Oblique over Horizontal	Oblique over Oblique	3	50.00
Incipient	Oblique over Horizontal	Oblique over Oblique	2	33.33
Incipient	Oblique over Horizontal	Oblique over Opposed (Left and Right Oblique)	1	16.67
		Total	6	100.00

In addition to the six identified vessels, 14 rim fragments (cat. 2485-2498) exhibit the same rim form and decorative patterns although these are incomplete. The identified vessels and rim fragments associated with this vessel type were predominately recovered from Midden 3 (73.68%), with the balance being derived from Midden 2 (21.05%) and Midden 1 (5.26%).

Plate 17: Reconstructed section of an example of an Indeterminate Series 2 type vessel. (486-155, 486-156, 486-159, 487-158, 487-160 and 488-157 BM:1793). There are other sherds associated with this vessel.



Plate 18: Selected Indeterminate Series 2 type vessels: 489-157 Plz:1788 (A) and 485-154/162 Plz:1792 (B). Not all associated sherds are included.

Castellations

The rim sample includes 28 castellations. Twelve are isolated fragments, while the remaining 16 are associated with analyzed vessels.

Using castellation lip form categories defined by Emerson (1955), the majority of the castellations in the assemblage are pointed (82.14%). Rounded (10.71%) and rounded multiple (7.14%) forms make up the balance (Table 47).

Table 47: Castellation Lip Forms

Lip Form	n	%
Pointed	23	82.14
Rounded	3	10.71
Rounded (Multiple)	2	7.14
Total	28	99.99

Castellation basal collar or rim form development was restricted to three vessels, as two vessels exhibited a change from incipient to developed collars (n=2) and one vessel with a developed collar exhibit a slight increase in basal collar width at the castellation.

Motif changes at the castellation were identified on nine of the sixteen vessels and were almost exclusively restricted to the collar, with the exception of a motif change on the neck as a result of an appliqué strap handle (see Section 3.4).

Selected castellation attribute data is summarized in Table 48. A sample of two isolated castellations and one associated with an Ontario Horizontal vessel are reproduced in Plate 19.

Plate 17: Selected castellations: Ontario Horizontal vessel 645-230 F65 Fill:1735 (A), 500-200 PM 64 Fill:1738 (B) and 460-175 F350 Fill:1582 (C).

Table 48: Selected Castellation Attributes

Lip Form	Collar Motif	Neck Motif	n	%
Pointed	Oblique	Horizontal over Unknown	3	10.71
Pointed	Opposed (Left and Right Oblique)	Horizontal over Oblique	3	10.71
Pointed	Oblique	Interrupted Horizontal over Unknown	2	7.14
Pointed	Interrupted Horizontal	Oblique	1	3.57
Pointed	Interrupted Horizontal	Oblique over Unknown	1	3.57
Pointed	Interrupted Horizontal bounded by Oblique	Plain	1	3.57
Pointed	Interrupted Horizontal bounded by Vertical	Oblique	1	3.57
Pointed	Interrupted Horizontal bounded by Vertical and Oblique and Plain	Oblique	1	3.57
Pointed	Oblique	Horizontal over Oblique	1	3.57
Pointed	Oblique	Interrupted Oblique over Horizontal	1	3.57
Pointed	Oblique	Oblique	1	3.57
Pointed	Oblique over Exfoliated Appliqué	Plain bounded by Vertical	1	3.57
Pointed	Oblique over Horizontal	Horizontal over Oblique	1	3.57
Pointed	Opposed (Left and Right Oblique and Plain)	Oblique	1	3.57
Pointed	Opposed (Left and Right Oblique)	Horizontal over Unknown	1	3.57
Pointed	Opposed (Left and Right Oblique)	Plain	1	3.57
Pointed	Vertical	Oblique	1	3.57
Pointed	Vertical over Horizontal	Horizontal over Vertical	1	3.57
Rounded	Oblique	Horizontal over Oblique	1	3.57
Rounded	Oblique	Plain	1	3.57
Rounded	Vertical bounded by Opposed (Left and Right Oblique)	Opposed (Left and Right Oblique)	1	3.57
Rounded (Multiple)	Opposed (Left and Right Oblique)	Oblique	1	3.57
Rounded (Multiple)	Opposed (Left and Right Oblique)	Oblique over Opposed (Left and Right Oblique)	1	3.57
		Total	28	99.96

Neck Sherds

A total of 878 neck sherds that are not associated with identified vessels were recovered. Plain sherds constitute over half (65.95%) of these isolated sherds. Decorative motifs are found on approximately a third of the assemblage (32.23%). Specimens that bear ribbed paddled (n=9) and cord-wrapped paddled (n=7) surface treatments account for the remainder.

Shoulder Sherds

Table 49 summarizes all the shoulder sherds for which reliable type and motif data are available. It should be noted, however, that plain rounded shoulders are most likely under-represented, due to the difficulty of distinguishing them from plain body sherds.

Mend Holes

Mend holes were identified on two sherds: one plain body sherd from House 3 (635-265 F58 NE LF: 762) exhibited a single hole, and one rim sherd from exterior feature 72 (595-210 F72:1067) has a single hole through the neck.

Table 49: Selected Shoulder Attributes

Shoulder Type	Decoration	n	%
Rounded	Plain	206	65.40
Rounded	Linear Stamped/Oblique	35	11.11
Rounded	Ribbed Paddle	21	6.67
Carinated	Plain	17	5.40
Rounded	Linear Punctate/Oblique	11	3.49
Rounded	Linear Stamped/Oblique over Ribbed Paddle	8	2.54
Rounded	Incised/Horizontal	6	1.90
Rounded	Punctate/Horizontal	2	0.63
Rounded	Incised/Vertical	2	0.63
Carinated	Ribbed Paddle	1	0.32
Rounded	Linear Stamped/Oblique over Linear Stamped/Oblique	1	0.32
Rounded	Linear Stamped/Oblique over Linear Stamped//Horizontal over Linear Stamped/Oblique	1	0.32
Rounded	Incised/Horizontal over Incised/Interrupted Oblique	1	0.32
Rounded	Incised/Horizontal over Incised/Opposed(Oblique & Horizontal) over Linear Stamped/Oblique	1	0.32
Rounded	Finger Nail Impressed/Oblique	1	0.32
Rounded	Check-Stamped	1	0.32
	Total	315	100.01

Intra-Site Distribution of Ceramic Vessels

Table 50 summarizes the distribution of traditional types by major provenience units. With 62.68% of the vessels coming from midden contexts, and the remainder thinly divided among the houses it is difficult to make any meaningful comparison between houses and middens. Yet the distribution of early types such as Ontario Oblique, Middleport Criss-Cross, Iroquois Linear, Ripley Corded, Goessens Punctate, Uren Corded, and Uren Dentate appears to be centered on Midden 3 and Midden 1. In addition, one early vessel was recovered from each of House 6 and House 11.

Attribute frequencies related to lip and interior motifs have been utilized in inter-site chronologies with relative success. Table 51 summarizes this data for the Alexandra assemblage by comparing the number of vessels with plain lips and interiors with those that exhibit decoration. Unfortunately, like the distribution of types, the samples from the houses are not large enough to reveal any meaningful patterns with respect to chronology.

Ceramic mend patterns were also used to examine potential relationships between houses, features and middens. The sample of 59 adult and juvenile ceramic vessels and pipes mends generally are derived from adjacent features, quadrants and layers within the same feature, as well as different layers and one metre units in the midden areas. The only mend that crosses a substantial distance is a decorated juvenile vessel (525-240 F198 QSW LLF, 525-210 F192 Q3 Fill: 2240) that mends between Features 198 and 192 in House 6, the former in the shorter structure and the latter in the longer version.

Table 50: Distribution of Ceramic Types by Houses and Middens (n=201)

Type	**House 1**	**House 2**	**House 3**	**House 5**	**House 6**	**House 7**	**House 8**	**House 8 or 9**	**House 9**	**House 10**	**House 11**	**House 12**	**House 12 or 13**	**House 13**	**House 14**	**House 15**	**House 16**	**House 17**	**Midden 1**	**Midden 2**	**Midden 3**
Middleport Oblique		2		2	2	4	2				1			2				2	11	6	16
Pound Neck				3	2	2			2	1	1			1			2		11	3	9
Black Neck		2	1	4	1		1	1	2					2	1			2	1		7
Ontario Horizontal	1	1				4	2			1		1		2				1	3	1	5
Lawson Incised							1							1					5	1	2
Type Indeterminate											1		1						2		6
Lawson Opposed				1		1									1	1			1	1	2
Niagara Collared																					7
Type Indeterminate Series 2																			1		5
Pound Blank				1					1										2		1
Ontario Oblique					1														1		2
Iroquois Linear											1								2		
Middleport Criss-Cross																			1		2
Huron Incised																			2		
Ripley Corded																					2
Warminster Horizontal											1									1	
Goessens Punctate																			1		
High Collar																				1	
Ripley Plain		1																			
Uren Corded																			1		
Uren Dentate																					1

Table 51: Spatial Distribution of Vessels with Lip and Interior Decoration vs. Plain Motifs (n=201)

	Lip Motifs		Interior Motifs	
Macro Location	**Decorated**	**Plain**	**Decorated**	**Plain**
House 1		1		1
House 2	2	4	3	3
House 3		1		1
House 5	1	10	5	6
House 6		6		6
House 7		11	5	6
House 8		6	1	5
House 8 or 9		1	1	
House 9		5		5
House 10	1	1		2
House 11		5	2	3
House 12		1		1
House 12 or 13		1		1
House 13	1	7	2	6
House 14		2		2
House 15		1		1
House 16	1	1		2
House 17	1	4	2	3
Midden 1	10	35	10	35
Midden 2	3	11	4	10
Midden 3	19	48	11	56

3.2 Ceramic Smoking Pipes

Introduction

The Alexandra ceramic smoking pipe assemblage consists of 327 fragments. Pipe bowl fragments represent a little more than half of the assemblage (57.8%), while pipe stem, elbow and mouthpiece fragments account for 42.2% (Table 52).

Surface burnishing, in varying degrees, was identified on 205 fragments (62.69%). Forty-four fragments are classified as indeterminate due to exterior surface weathering or exfoliation. The remainder of the fragments display smoothed exterior surfaces (23.85%).

Table 52: Ceramic Pipe Assemblage

Portion	n	%
Unidentifiable Bowl Fragment	103	31.50
Analyzable Bowl Fragment	86	26.30
Stem Fragment	79	24.16
Stem with Mouthpiece	21	6.42
Stem and Elbow Fragment	20	6.12
Elbow Fragment	8	2.45
Mouthpiece Fragment	5	1.53
Stem with Mouthpiece to Elbow	5	1.53
Total	327	100.01

In addition to burnishing and smoothing, four fragments display red ochre staining in varying amounts. The specimens include two unidentifiable bowl fragments (Surface P1:1992 and 487-163 Plz:1890), one stem fragment (535-168 Plz: 1848) and one stem-mouthpiece fragment (609-195 L2:1964).

One stem-mouthpiece fragment (489-163 Plz:1922) appears to have been coated with an unknown resin.

Table 53: Ceramic Smoking Pipe Types

Bowl Type	n	%
Conical Flared Plain	21	24.42
Conical Flared Decorated	16	18.60
Conical Flared Ring	15	17.44
Conical Plain	6	6.98
Trumpet Decorated	6	6.98
Vasiform Plain	6	6.98
Barrel Decorated	3	3.49
Vasiform Decorated	3	3.49
Conical Decorated	2	2.33
Trumpet Ring	2	2.33
Apple Bowl Decorated	1	1.16
Barrel Plain	1	1.16
Barrel Ring	1	1.16
Bulbous Plain	1	1.16
Conical Ring	1	1.16
Cylindrical Ring	1	1.16
Total	86	100.00

Bowl Fragments

The identifiable smoking pipe types recovered from the site are Conical Flared Plain (24.42%), Conical Flared Decorated (18.60%), Conical Flared Ring (17.44%), Conical Plain (6.98%), Trumpet Decorated (6.98%), Vasiform Plain (6.98%), Barrel Decorated (3.49%), Vasiform Decorated (3.49%), Conical Decorated (2.33%), Trumpet Ring (2.33%), Apple Bowl Decorated (2%), Barrel Plain (2%), Barrel Ring (1.16%), Bulbous Plain (1.16%), Conical Ring (1.16%), and Cylindrical Ring (1.16%) (Table 53).

Conical Flared Plain

The 21 Conical Flared Plain typed bowl fragments have lip thicknesses that range from 2.63 to 6.39 mm, with a mean width of 4.88 mm and a standard deviation of 0.87.

Conical Flared Decorated

Fifteen bowl fragments and one complete miniature pipe are Conical Flared Decorated forms, which bear the decorative motifs outlined in Table 54. Selected specimens are illustrated in Plate 20.

Table 54: Conical Flared Decorated Pipe Decorative Motifs*

Motif	n
Horizontal (5) over Vertical	2
Horizontal (5) over Punctate	1
Horizontal (4) over Punctate	5
Horizontal (3) over Zigzag	1
Horizontal (3) over Punctate	3
Horizontal (2) over Horizontal Interrupted by Punctate	1
Opposed (Left and Right Oblique)	1
Punctate	1
Total	15

*excluding the complete miniature specimen

Excluding the miniature specimen, lip thickness ranges from 2.3 mm to 5.93 mm, with a mean width of 4.38 mm and a standard deviation of 1.02.

The complete miniature pipe (535-190 F124 Q1 LF:2119), is decorated with incised zigzags over an incised horizontal band. This pipe has a lip thickness of 2.38 mm, an exterior bowl diameter of 17.88 mm, and a bowl height of 36.86 mm. The total length of the pipe is 76.49 mm (Plate 21).

Plate 18: Selected Conical Flared Decorated pipes: 487-163 Plz:2067 (A) and 487-155/487-164 Plz:2109 (B).

Plate 19: Miniature Conical Flared Decorated pipe (535-190 F124 Q1.LF:2119).

Conical Flared Ring

Lip thickness for the fourteen measurable bowl fragments ranged from 2.97 mm to 6.55 mm, with a mean thickness of 4.67 mm and a standard deviation of 1.0. One bowl fragment exhibits intentional reworking on the lip through flaking, probably to prolong its use. Bowl decoration is summarized in Table 55. Selected bowls are illustrated in Plate 22.

Table 55: Conical Flared Ring Pipe Bowl Decoration

Motif	n
Horizontal (8)	1
Horizontal (7)	1
Horizontal (6)	1
Horizontal (5)	3
Horizontal (4)	1
Horizontal (3)	4
Horizontal (2+)	1
Horizontal (2)	1
Horizontal (1)	2
Total	15

Plate 20: Selected Conical Flared Ring pipes: 497-166 Plz:2070 (A), 500-250 Plz:2086 (B), and 500-245 F328 Q3 Fill:2072 (C).

Conical Plain

The six Conical Plain pipes have outflaring orientations with lip thicknesses measuring 3.36 mm, 4.24 mm, 4.55 mm, 4.79 mm, 6.04 mm, and 6.05 mm.

Trumpet Decorated

The six pipe bowls identified as Trumpet Decorated display the following motifs: horizontals (3) over a single row of punctates (n=3), horizontals (4) over punctates (n=1), horizontals (2) over left and right obliques (n=1) and plain over punctate over a horizontal (n=1). Lip thicknesses are 2.99 mm, 4.89 mm, 5.12 mm, 5.21 mm, 5.47 mm, and 5.74 mm. Selected examples are illustrated in Plate 23.

Plate 21: Selected Trumpet Decorated pipes (500-245 F328 Q4 Fill:2066 [A], 465-235 F319 Q7 L1: 2084 [B]) and Trumpet Ring pipe 525-210 PM 28:2074 (C).

Vasiform Plain

Six pipe bowl fragments are Vasiform Plain. Four consist only of upper bowl portions and have lip thicknesses of 4.24 mm, 5.08 mm, 7.11 mm, and 8.13 mm.

One virtually complete upper bowl fragment exhibits a lip thickness of 4.42 mm, an exterior bowl diameter of 39.97 mm, and a bowl height of 59.39 mm.

One specimen exhibits a complete bowl with stem and has a lip thickness 4.78 mm, with an exterior bowl diameter of 33.97 mm. The bowl has a lip to base height of 55.4 mm (Plate 24).

Barrel Decorated
Barrel Decorated pipes exhibit motifs of four (n=2) or five (n=1) horizontals over punctates (Plate 25A). The fragments have lip thickness of: 4.28 mm, 4.64 mm, and 5.05 mm.

Vasiform Decorated
The three Vasiform Decorated pipe fragments exhibit far more complicated motifs than any other type. These consist of horizontals (2) over opposed (left and right oblique), horizontals (3) over opposed (left and right oblique) and horizontals over opposed (left and right oblique) over horizontals over punctates.

Plate 22: Vasiform Plain pipe (525-240 F198 Q4 L2: 2030).

Conical Decorated
The two specimens of Conical Decorated pipes bear three (n=1) or six (n=1) horizontals over punctates (Plate 25B), with lip thicknesses of 4.49 mm and 4.51 mm.

Trumpet Ring
The two Trumpet Ring pipes bear six (Plate 23C) or five (n=1) horizontal bands, with lip thicknesses of 7.33 mm and 5.03 mm respectively.

Apple Bowl Decorated
The single Apple Bowl Decorated specimen bears a decorative motif that may represent facial features in the form of two eyes bounded by linear stamped verticals and obliques (Plate 26). The lip has a thickness of 2.32 mm

Plate 23: Barrel Decorated pipe 528-165 Plz: 2068(A) and Conical Decorated pipe 490-160 Plz: 2064(B).

Barrel Plain
The single Barrel Plain pipe has a lip thickness of 3.95 mm.

Barrel Ring
The single Barrel Ring pipe is decorated with six horizontal bands. It has a lip thickness of 3.17 mm.

Bulbous Plain
The single Bulbous Plain pipe has a lip thickness of 3.2 mm.

Cylindrical Ring
The single Cylindrical Ring pipe has three horizontal bands on the bowl and a lip thickness of 2.66 mm.

Plate 24: Apple Bowl Decorated pipe with possible effigy decoration (493-164 Plz: 2296).

Conical Ring
The single Conical Ring pipe bears four horizontal bands on the bowl and has a lip thickness of 3.25 mm.

Elbows and Stems
One hundred and thirty-three stem and elbow fragments are present in the sample. One stem-mouthpiece section bears a single row of punctates along each lateral side.

Mouthpieces
Mouthpieces recovered from the site are primarily flared (54.84%). Ground (n=8), tapered (n=4) and bulbous (n=1) forms were also recovered (Table 56). Only 22 of the mouthpieces are sufficiently complete to ascertain borehole diameters (Table 57).

Table 56: Smoking Pipe Mouthpiece Forms

Form	n	%
Flared	17	54.84
Ground	8	25.81
Tapered	4	12.90
Bulbous	2	6.45
Total	31	100.00

Intra-Site Distribution of Ceramic Pipes
The distribution of ceramic smoking pipes types between the houses and middens is summarized in Table 58. Table 59 presents the overall distribution of all ceramic smoking fragments and identifiable bowl fragments from the houses and middens.

Table 57: Smoking Pipe Mouthpiece Borehole Diameters (n=22)

Mean	4.55
Range	3.05-6.03
Standard Deviation	0.81

Table 58: Distribution of Ceramic Pipe Types by Houses and Middens (n=79)

Bowl Type	H1	H5	H6	H8	H11	H13	M1	M2	M3
Conical Flared Plain					1		3	3	13
Conical Flared Decorated		1					2	3	8
Conical Flared Ring				1			4		7
Conical Plain							2		4
Trumpet Decorated						2	2		2
Vasiform Plain	1		1			1		2	1
Barrel Decorated								2	1
Vasiform Decorated							1		2
Trumpet Ring			1						1
Apple Bowl Decorated									1
Barrel Plain							1		
Barrel Ring							1		
Bulbous Plain								1	
Conical Decorated									1
Conical Ring									1
Cylindrical Ring									1

Table 59: Distribution of Ceramic Pipe Fragments by House and Midden

Macro Location	n	%
House 1	3	0.97
House 2	2	0.65
House 3	2	0.65
House 5	6	1.94
House 6	3	0.97
House 7	4	1.29
House 8	2	0.65
House 8 or 9	1	0.32
House 9	1	0.32
House 10	1	0.32
House 11	1	0.32
House 12 or 13	1	0.32
House 13	4	1.29
House 14	1	0.32
House 15	1	0.32
House 16	1	0.32
House 17	2	0.65
Midden 1	74	23.95
Midden 2	43	13.92
Midden 3	156	50.49
Total	309	100.00

3.3 Juvenile-Manufactured Ceramic Vessels and Pipes

Introduction

One hundred and eighty-seven fragments were identified as ceramic vessels and pipes manufactured by juveniles. The criteria utilized to distinguish between adult and child-manufactured vessels and pipes are based on the assumption that children's products lack the qualitative characteristics generally associated with adult vessels in terms of their overall construction and decorative execution.

The juvenile ceramic vessel assemblage consists of 66 identified vessels, 14 rim sherd fragments, 10 neck sherds, 17 neck-shoulder sherds, 10 neck-shoulder and body sherds, 7 shoulder-body sherds and 43 body sherds. In addition eight otherwise unidentifiable fragmentary sherds have been classified as being of juvenile origin (Table 60).

Juvenile manufactured pipes were restricted to eight bowl fragments and four elbow, stem and mouthpiece fragments (Table 60).

Whenever possible all ceramic artifacts were mended prior to analysis to the minimum number by provenience unit.

Table 60: Juvenile Ceramic Artifacts

Type	n	%
Identified Vessels	66	35.29
Body Fragments	43	22.99
Neck-Shoulder Fragments	17	9.09
Rim Fragments	14	7.49
Pipe Fragments	12	6.42
Neck-Shoulder-Body Fragments	10	5.35
Neck Fragments	10	5.35
Indeterminate Fragments	8	4.28
Shoulder-Body Fragments	7	3.74
Total	187	100.00

Juvenile Vessel Rims

Juvenile rims were analyzed utilizing the same methodology as the adult vessels, in that they must exhibit interior and exterior surfaces, a lip, and a sufficient portion of the exterior collar-neck area to identify useful analytical attributes. All rims were sorted and mended into 66 individual vessels.

Summary descriptive statistics of individual attributes are presented in Table 61 and 62.

Table 61: Juvenile Ceramic Vessel Descriptive Attributes

Rim Form	n	%	Collar Base Shape	n	%	Rim Orientation	n	%
Incipient	31	46.97	Rounded	32	48.48	Outflaring	52	78.79
Collarless	23	34.85	N/A	23	34.85	Vertical	6	9.09
Indeterminate	6	9.09	Indeterminate	10	15.15	Insloping	5	7.58
Irregular	4	6.06	Irregular	1	1.52	Indeterminate	3	4.55
Collared	2	3.03	Total	66	100.00	Total	66	100.01
Total	66	100.00						
Lip Form	**n**	**%**	**Angle of Lip to Interior**	**n**	**%**	**Collar Height (n=28)**		
Flat	29	43.94	Right	42	63.64	Mean	11.26	
Rounded	28	42.42	Acute	9	13.64	Range	2.65-29.48	
Irregular	8	12.12	Irregular	8	12.12	Standard Deviation	6.22	
Pointed	1	1.52	Obtuse	7	10.61			
Total	66	100.00	Total	66	100.01			
Interior Profile	**n**	**%**	**Exterior Profile**	**n**	**%**	**Lip Width (n=57)**		
Concave	24	36.36	Convex	37	56.06	Mean	6.01	
Irregular	21	31.82	Irregular	17	25.76	Range	3.49-13.11	
Convex	18	27.27	Concave	11	16.67	Standard Deviation	1.75	
Indeterminate	2	3.03	Straight	1	1.52			
Straight	1	1.52	Total	66	100.01	**Basal Collar Width (n=29)**		
Total	66	100.00				Mean	7.22	
Interior Motif	**n**	**%**	**Interior Tech**	**n**	**%**	Range	4.41-11.45	
Plain	63	95.45	Plain	63	95.45	Standard Deviation	1.62	
Indeterminate	1	1.52	Fingernail Impressed	2	3.03			
Oblique	1	1.52	Indeterminate	1	1.52			
Vertical	1	1.52	Total	66	100.00			
Total	66	100.01						

Table 61: Juvenile Ceramic Vessel Descriptive Attributes

Lip Motif	n	%	Lip Technique	n	%
Plain	53	80.30	Plain	53	80.30
Oblique	11	16.67	Linear Stamp	10	15.15
Vertical	2	3.03	Incised	2	3.03
Total	66	100.00	Fingernail Impressed	1	1.52
			Total	66	100.00

Table 62: Juvenile Ceramic Vessel Collar and Neck Decorative Attributes

Collar Motif	n	%	Collar Technique	n	%
Plain	31	46.97	Plain	31	46.97
Oblique	14	21.21	Incised	16	24.24
Opposed (L and R Oblique)	5	7.58	Linear Stamp	4	6.06
Interrupted Oblique	2	3.03	Fingernail Impressed	2	3.03
Opposed (L and R Oblique and Plain)	2	3.03	Incised and Plain	2	3.03
Vertical	2	3.03	Linear Punctate	2	3.03
Horizontal	1	1.52	Fingernail Impressed over Fingernail Impressed	1	1.52
Horizontal crossed by Vertical over Opposed (L and R Oblique)	1	1.52	Incised and Plain over Incised	1	1.52
Horizontal over Interrupted Horizontal both crossed by Vertical crossed by Oblique	1	1.52	Incised crossed by Linear Stamp over Incised	1	1.52
Horizontal over Opposed (Vertical and Oblique)	1	1.52	Incised over Incised	1	1.52
Oblique over Horizontal	1	1.52	Incised over Linear Stamp crossed by Incised crossed by Incised	1	1.52
Oblique over Oblique	1	1.52	Linear Stamp over Incised	1	1.52
Opposed (L and R Oblique and Plain) over Horizontal	1	1.52	Plain over Incised	1	1.52
Opposed (Vertical and Oblique)	1	1.52	Plain over Linear Punctate	1	1.52
Plain over Horizontal	1	1.52	Punctate	1	1.52
Plain over Oblique	1	1.52	Total	66	100.04
Total	66	100.05			
Neck Motif	**n**	**%**	**Neck Technique**	**n**	**%**
Plain	35	53.03	Plain	35	53.03
Oblique	7	10.61	Incised	16	24.24
Horizontal	5	7.58	Indeterminate	5	7.58
Indeterminate	5	7.58	Incised crossed by Incised	2	3.03
Opposed (L and R Oblique)	3	4.55	Incised over Linear Stamp	2	3.03
Horizontal over Vertical	2	3.03	Plain over Incised	2	3.03
Plain over Oblique	2	3.03	Incised and Plain	1	1.52
Horizontal over Opposed (L and R Oblique)	1	1.52	Incised over Fingernail Impressed	1	1.52
Oblique crossed by Interrupted Oblique	1	1.52	Incised over Incised	1	1.52
Oblique crossed by Vertical	1	1.52	Punctate over Plain	1	1.52
Oblique over Plain	1	1.52	Total	66	100.02
Opposed (L and R Oblique and Plain)	1	1.52			
Opposed (Vertical and Oblique)	1	1.52			
Vertical crossed by Oblique	1	1.52			
Total	66	100.05			

Incipient collared (46.97%) and collarless (34.85%) vessel forms predominate, whereas only two vessels exhibit well-defined collars. The remaining specimens are either irregular or indeterminate. All identified collar bases are round (n=32). The remaining specimens are collarless, irregular or indeterminate.

Juvenile vessel lip forms are predominantly flat (43.94%), and rounded (42.42%), with a single representation of a pointed form. The remaining eight vessels have irregular lips.

The angles of the lip to the interior are 90 degrees or right (63.64%), acute (13.64%), and obtuse (10.61%). The remaining eight vessels have irregular angles.

Juvenile vessels predominantly display an outflaring rim orientation (78.79%). The remainder are insloping (n=5), vertical (n=6), or indeterminate (n=3).

Interior profiles are concave (36.36%), convex (27.27%), or straight (1.52%). The remainder are irregular or indeterminate. Exterior collar or upper rim profiles are convex (56.06%), concave (16.67%), and straight (1.52%), with the remainder being irregular.

The collar heights range between 2.65 mm and 29.48 mm, with a mean height of 7.86 mm, and a standard deviation of 2.86. Lip widths range between 2.19 mm and 13.35 mm, with a mean width of 5.35 mm and a standard deviation of 1.74. Basal collar widths range between 4.52 mm and 11.04 mm, with a mean of 7.31 mm and a standard deviation of 1.58.

Interior motifs were restricted to two vessels that exhibit fingernail impressed obliques and verticals. One vessel exhibits an indeterminate motif and technique.

Lip decoration appears on 13 vessels as obliques (n=11) and verticals (n=2) applied through linear stamping (n=10), incising (n=2), and fingernail impressions (n=1).

Approximately half (46.97%) of all the juvenile vessels have plain upper rims or collars, followed by those decorated with simple obliques (21.21%). Twenty-one additional vessels bear 14 different motifs, accounting for 31.82% of the assemblage. Incising (24.24%) is the most common decorative technique. Of the remaining vessels, 19 were decorated using 13 different techniques or combinations of techniques.

Slightly over half of the vessel necks are plain (53.03%). Decorative motifs consisting of obliques (10.61%) and horizontals (7.58%) make up a moderate proportion of the sample. An additional 10 different neck motifs are present on the remaining 14 vessels. In five cases, neck motifs could not be identified. Incising was used to decorate the necks on almost a quarter of the sample, while the remainder exhibits a total of seven different techniques or technique combinations.

Examples of decorated juvenile-manufactured vessels are presented in Plates 27 and 28, while Plate 29 displays some of the plain vessels.

Plate 25: Juvenile vessel 495-205 PM 17 Fill:2223.



Plate 26: Juvenile vessels 495-205 PM 16 Fill:2226 (A) and 465-170 F345 Q4 LF:2221 (B). Not all sherds from either vessel are shown.

Castellations

Castellations were identified on four vessels taking multiple rounded, rounded and pointed forms. In addition one rim fragment likely represents part of a pointed castellation. There appear to be no motif variations associated with the castellations.

Rim Sherd Fragments

Half of the rim fragments display decorative motifs, consisting of incised horizontals (n=2), incised obliques, incised opposed (left and right oblique), linear stamped obliques and a horizontal band of punctates. One rim fragment has an indeterminate motif.



Plate 27: Juvenile vessels 565-240 PM 21:2224 (A) and 490-165 F290 Q5 Fill:2288 (B). Not all sherds from either vessel are shown.

Neck Sherds

The assemblage also includes 39 neck sherds that are either isolated fragments or occur in combination with shoulder or shoulder-body sherds or fragmentary rim sherds.

Seventeen neck fragments bear decoration in the form of incised opposed (left and right oblique) (n=2), interrupted incised obliques (n=2), a horizontal band manufactured by punctates (n=2), incised obliques (n=1), incised horizontals (n=1), incised horizontal crossed incised oblique (n=1), and an indeterminate motif over incised horizontal crossed by incised obliques (n=1).

Shoulder Sherds

Thirty-six shoulder sherds occur as isolated fragments or in combination with other vessel sections. Twenty-one of the shoulders are plain, while the remainder exhibit decorative motifs consisting of horizontal bands manufactured by punctation (n=3), incised horizontal (n=2), incised obliques (n=2), fingernail impressed obliques (n=1), linear stamped obliques (n=1), incised interrupted horizontal over incised horizontal crossed by incised oblique (n=1), incised horizontal crossed by incised oblique (n=1), and a horizontal band of punctates over incised opposed (left and right oblique). The remaining specimens bear indeterminate decorative motifs. One shoulder exhibits a carinated form, and the rest are rounded.

Body Sherds

There are 62 juvenile-manufactured body sherds of which 15 are decorated. Motifs include horizontal bands of punctates (n=3), punctate obliques (n=1), punctate horizontals over incised opposed (left and right oblique) (n=1), incised opposed (left and right oblique), and incised hatched (n=1). In addition, one sherd has a cord-wrapped paddle surface treatment while three are ribbed paddled. In nine cases, decoration/surface treatment could not be determined.



Plate 28: Selected juvenile pipes: 537-168 Plz: 2299 (A), 488-166 Plz: 2302 (B) and 497-168 Plz: 2298 (C).

Juvenile Ceramic Pipes

The juvenile ceramic pipe assemblage consists of 12 fragments, of which eight are bowl portions (Plate 30). Decorative motifs are present on two bowls. These comprise an incised vertical and a deep indeterminate

impression on the one, and an incised horizontal over a horizontal band of punctates on the other. Seven specimens have smoothed surfaces, while one has a rough untreated exterior.

The remaining juvenile pipe fragments consists of a stem fragment, a stem and bulbous mouthpiece, a tapered mouthpiece to elbow stem section, and a stem and tapered mouthpiece fragment. All stems are plain and smoothed.

Additional Juvenile Vessel Attributes and Intra-Site Distribution

Several other noteworthy features identified on the juvenile ceramics are briefly provided below.

- One partial fingerprint is present on one the exterior of a vessel from House 5 (530-190 F138 Q 3 L2: 2246).

- Carbonized encrustations are present on the interior of one juvenile vessel (490-165 F290 Q5:2288 [Plate 29B]) and one decorated bowl fragment (497-168 Plz:2298 [Plate 30C), both from Midden 3.

- One shoulder-body fragment (490-160 F290 Q2: 2159) displays evidence of two different skill levels in the execution of the motif, which may be indicative of assisted learning.

The distribution of juvenile wares from the houses and middens is listed in Table 63, along with the material classified as miscellaneous manufacturing waste or fired clay. The distributions are similar, with the exception of the near absence of miscellaneous fired clay from the middens. The absence of miscellaneous fired clay from the middens is probably directly related to size, as much of the material was rather small and would have easily accumulated in house features.

Generally, the juvenile wares were evenly distributed across the site, with the exception of Houses 2, 5 and 7, which produced higher frequencies, and Houses 12 and 16, from which no material was recovered.

Table 63: Juvenile Vessel and Pipe Distribution Compared to Miscellaneous Fired Clay Objects

	Juvenile		**Misc. Fired Clay**	
Macro Location	n	%	n	%
House 1	4	2.35	6	6.45
House 2	10	5.88	2	2.15
House 3	4	2.35	2	2.15
House 5	17	10.00	11	11.83
House 6	8	4.71	17	18.28
House 7	14	8.24	43	46.24
House 8	2	1.18		0.00
House 9	1	0.59		0.00
House 9 or 11	2	1.18		0.00
House 10	3	1.76	1	1.08
House 11	4	2.35		0.00
House 13	6	3.53	1	1.08
House 14	2	1.18		0.00
House 17	2	1.18	1	1.08
Midden 1	22	12.94	1	1.08
Midden 2	16	9.41	3	3.23
Midden 3	53	31.18	5	5.38
Total	170	100.01	93	100.03

3.4 Miscellaneous Ceramic Objects

Miscellaneous Ceramic Objects

The miscellaneous ceramic objects recovered from the site consist of 93 pieces of manufacturing waste or fired clay, one unfired clay fragment and nine miscellaneous ceramic artifacts.

The fragments identified as manufacturing waste or fired clay display irregular, untreated surfaces and do not otherwise exhibit any apparent formal or functional attributes.

The first miscellaneous ceramic artifact is an oddly shaped fragment (537-167 Plz:285) recovered from Midden 2. It has a width of 18.5 mm and a height of 14.83 mm, and was at least 18.79 mm long. There is a deep impression on the ventral surface, while the dorsal surface is irregular but smoothed. The surviving end of the object exhibits two indentations producing three tapered points (Plate 31).



Plate 31: Miscellaneous ceramic artifact 537-167 Plz:285.

Specimen 490-164 Plz: 602 is a semi-flat, irregularly shaped object that measures approximately 18.75 by 17.75 mm. One side of the object bears striations that are likely the result of scraping, while the other side is semi-smoothed and exhibits possible fiber or fingerprint impressions.

Fragment 490-165 F290 Q4: 1124 is a cylindrical object that has been broken at both ends. The item measures 16.33 mm with a rough diameter of 7.5 mm and is plain and smoothed.

An unusual fragment recovered from House 11 (495-190 PM 1: 1417) is a smoothed cylindrical piece with tapered ends that measures 17.43 mm in length and 4.56 mm in diameter.

Plate 32: Finger pot 535-180 PM 4 Fill:2391 (A) and miniature vessel 480-220 F300 Fill:2220 (B).

Specimen 480-220 F300: 2220 is a miniature vessel exhibiting an incised opposed (left and right oblique) motif on a collarless rim. The vessel has a plain rounded shoulder and body. The vessel has a lip thickness 4.79 mm (Plate 32B).

A finger pot (535-180 PM4: 2391) recovered from House 5 has a lip to flat base height of 25.82 mm. The vessel is cylindrical in shape with a decorative motif consisting of series of incised interrupted obliques along the upper portion of the vessel (Plate 32A).

One ceramic gaming disc fragment (550-240 F166:2392) was recovered from House 7. It was made from a vessel rim sherd, with a motif consisting of incised left and right obliques on a developed collar. The neck appears to have been plain. The fragment measures approximately 29.33 mm in diameter (Plate 33).

Plate 29: Rim sherd recycled as a gaming disc (550-240 F166 Fill:2392).

Two strap handles are present in the assemblage. The first (490-249 Plz: 7) is a large fragment that measures 16.49 mm by 14.92 mm at the mid point with a maximum width of 31.15 mm by 7.66 mm at the appliquéd surface. The surface is decorated with linear stamped obliques on the three exposed surfaces. This type of strap handle appears to be of an expedient form, as it displays no evidence of being directly incorporated into the collar or neck during the manufactured of the vessel.

The second strap handle (495-253 Plz: 98) appears to have been directly incorporated into the collar or neck by a plug-shaped protrusion. The fragment has a maximum width and height of 11.4 mm by 16.9 mm. The object is decorated on the sides by a band of linear stamped obliques over two incised lines. The top of the handle is decorated by two incised lines.

One Black Neck vessel (525-210 F192 Q3:1662) displays evidence of a strap handle that had been moulded into the collar at the castellation during the initial manufacture of the vessel, based on both the break at the castellation and the absence of any decoration on the vessel neck directly below this break (Plate 34).

Plate 30: Black Neck vessel 525-210 F192 Q3 Fill:1662 with strap handle break at the castellation.

3.5 Inter-Site Ceramic Analysis

Located on Highland Creek, the Alexandra site stands somewhat in isolation from the major Markham area Middle Iroquoian sites that have yielded reasonably large vessel assemblages. The poorly understood late thirteenth century Thomson site, located approximately five kilometres downstream is the only other site documented within the Highland Creek drainage. For seriational purposes, ceramic assemblages from Thomson, along with Robb, New, Sewell and Milroy are compared to establish a relative date for Alexandra.

The Robb site is a roughly three hectare village site dating to the early- to mid-fourteenth century A.D. located on Morningside Creek a few kilometres to the northeast of Alexandra. The New site is an approximately 0.5 hectare mid-fourteenth century A.D. settlement situated on Little Rouge Creek some two kilometres northeast of Robb (Dodd et al. 1990; Kapches 1981). The early- to mid-fourteenth century Sewell site (Kapches 1981) lies approximately one kilometre downstream from New. Finally, the Milroy site (AlGt-1) is a late fourteenth-early fifteenth century A.D. settlement located approximately one

kilometre northeast of New on another branch of the Little Rouge (Dodd et al. 1990; Kapches 1981; Wright 1966).

Based on ceramic vessel type frequencies (Table 64), Alexandra appears to be among the later of these sites, as Middleport Oblique and Ontario Horizontal types together make up approximately 38% of the assemblage, while Pound and Black Neck vessels constitute almost 30% of the sample. On balance, therefore, the site should be regarded as a transitional late Middle-early Late Iroquoian settlement (Dodd et al. 1990), one which may be roughly contemporary with Milroy. The Alexandra pipe assemblage is also comparable to the limited sample analyzed from the Milroy site (Smith 1987:119).

Table 64: Comparison of Ceramic Vessel Types from Local Middle Ontario Iroquoian Sites

Type	**Thomson** (163 rims)**	**Robb* (737 vessels)**	**New** (270 rims)**	**Sewell** (206 rims)**	**Milroy** (192 rims)**	**Alexandra (216 vessels)**
Middleport Oblique	1.2	23.07	33.3	46	23.4	26.85
Pound Neck		21.98	3.3	3	1.0	18.06
Ontario Horizontal	29.4	19.00	21.1	27	1.0	11.11
Lawson Incised		4.21	1.9	1	3.1	5.09
Miscellaneous Types	25.2	5.29	11.5	1	19.3	7.41
Black Neck		3.66	2.3	6	29.2	11.57
Iroquois Linear	6.1	2.58		1		1.39
Middleport Criss-Cross		1.22	4.4	2		1.39
Huron Incised		0.95	1.5	1	5.7	0.93
Lawson Opposed	0.6	0.81	11.1	2	10.4	3.70
Niagara Collared	0.6	6.24			1.0	3.24
Ontario Oblique	32.5	2.85		4		1.85
Pound Blank		1.49	5.2	2(?)	0.5	2.31
Warminster Horizontal						1.39
Ripley Plain	2.5	5.29	0.7	2		0.46
Seed Incised					2.1	
Sidey Crossed				2		
High Collar			3.7		2.6	0.93
Ripley Corded						0.93
Goessens Punctate						0.46
Uren Corded		0.68				0.46
Uren Dentate		0.68				0.46
Uren Noded	1.8					
Onondaga Triangular						0.5
Totals	99.9	100	100	100	99.3	99.99

*ASI 2000-2002 assemblage
**Kapches 1981

4.0 FLAKED LITHIC ARTIFACTS *by Katherine Cappella*

4.1 Introduction

The flaked stone artifacts recovered from the Alexandra site (Table 65) amount to a total of 9,712 specimens, consisting of 27 formal tools (0.3% of the total flaked lithic assemblage), 45 tool fragments (0.5%) and 9,640 pieces of debitage (99.2%).

Table 65: Summary of Alexandra Site Lithic Assemblage

Artifact Class	n	%
Flaked Stone Debitage	9,640	99.2
Flaked Stone Formal Tools and Tool Fragments	72	0.8
Total	9,712	100.0

A complete catalogue of all artifacts discussed in this section may be found in Appendix 5.

4.2 Raw Materials

The flaked lithic assemblage is dominated by Onondaga chert (n=9,605, 98.92%) although six other chert types are present in minute quantities, as is quartzite. The minority cherts include Balsam Lake (n=40, 0.4% of the flaked lithic assemblage), Trent Valley (n=16, 0.2%), Bois Blanc (n=8, 0.08%), Fossil Hill (n=10, 0.1%), Haldimand (n=4, 0.04%) and Lockport (n=2, 0.02%). Fourteen pieces of debitage (0.14% of the total flaked lithic assemblage) could not be identified as to material type. Among the 80 pieces of non-Onondaga chert from the site there are three primary reduction flakes, three primary thinning flakes, 14 secondary knapping flakes (one retouched/utilized), one secondary retouch flake and 59 pieces of shatter (three retouched/utilized). Of the 14 artifacts of unidentified chert there are 12 pieces of shatter and two secondary knapping flakes

Quartz makes up 0.1% of the total flaked lithic assemblage. The quartz assemblage included 12 pieces of quartz debitage and one quartz biface tip. The debitage includes one primary reduction flake, one primary thinning flake, two secondary knapping flakes, and eight pieces of shatter (one retouched/utilized).

The various types of raw material utilized at the site are summarized in Table 66.

Table 66: Alexandra Flaked Lithics Raw Material

Raw Material	Debitage	Formal Tools	Retouched/Utilized	Total	% of Flaked Lithics
Onondaga	9,534	71	923	9,605	98.92%
Balsam Lake	40		3	40	0.4%
Trent Valley	16		1	16	0.2%
Bois Blanc	8			8	0.08%
Fossil Hill	10			10	0.1%
Haldimand	4			4	0.04%
Lockport	2			2	0.02%
Unidentified Chert	14			14	0.14%
Quartz	12	1	1	13	0.1%
Total	9,640	72	928	9,712	100.0%

4.3 Formal Tools

Seventy-two formal flaked tools and tool fragments were recovered from the site. These include 27 formal tools (0.3% of the total flaked lithic assemblage) and 45 tool fragments (0.5%). Formal flaked

tools and fragments together made up 0.8% of the site's lithic assemblage. All of the formal tools are Onondaga chert, with the exception of one biface tip made from quartz.

Ten different categories of formal tools and tool fragments were identified. In total, 15 projectile points (20.8% of the formal tool assemblage), nine projectile point tips (12.5%), nine projectile point bases (12.5%), four projectile point midsections (5.6%), 18 biface fragments (25%), five biface tips (6.9%), three spokeshaves (4.2%), four scrapers (5.6%), and nine drills (6.9%), were recovered (Table 67).

Table 67: Summary of the Flaked Stone Tool Assemblage

Classes of Formal Tool and Tool Fragments	n	%
Projectile Points	15	20.8
Projectile Point Tips	9	12.5
Projectile Point Bases	9	12.5
Projectile Point Midsections	4	5.6
Biface Fragments	18	25
Biface Tips	5	6.9
Spokeshaves	3	4.2
Scrapers	5	6.9
Drills	4	5.6
Total	72	100.0

Projectile Points

Fifteen complete, or nearly complete, projectile points (e.g., Plate 35) were recovered (L91, L529, L856, L949, L1042, L1161, L1181, L1256, L1324, L1424, L1504, L1523, L1737, L1738, L1739, L1856). Three were recovered from Midden 1 (L1424, L1504, L1523), seven from Midden 3 (L856, L949, L1042, L1161, L1181, L1256, L1324), two from house support posts (L91, L1737) and two were collected from the surface of the site (L1738, L1739). All of the points were manufactured from Onondaga chert.

Eight of the projectile points (L91, L856, L1161, L1181, L1504, L1424, L1523 and L1737) are side-notched isosceles triangular in form. They most closely resemble the Nanticoke Side-Notched type that was widely distributed throughout southern Ontario during the Middle and Late Iroquoian periods. Three of these points (L91, L856, L1737) are complete, while three (L1424, L1504, L1523) are missing their bases, one (L1161) is missing the very apex of its tip, and one (L1181) is missing both its tip and its base. None of the isolated tip fragments recovered from the site could be fitted to these points.

Plate 31: Selected projectile points. Top row (l-r): Nanticoke Side-Notched, reworked Nanticoke Side-Notched, Dewaele, Nanticoke Side-Notched. Bottom row (l-r): Dewaele, Nanticoke Triangular and three Nanticoke Side-Notched.

Four of the Nanticoke Side-Notched type points had slightly convex lateral edges (L91, L856, L1424, L1504), while the remaining four had straight lateral edges (L1161, L1181, L1523, L1737). Both straight and convex lateral edges are typical of the Nanticoke Notched point type. Of the four points possessing complete bases, three had convex bases (L91, L1161, L1737) while one had a concave base (L856). Both concave and convex bases are characteristic of this point type. All of the points are characterized by

complete bifacial flaking, save for one (L91) which appears to have been fashioned from a flake. This point was completely flaked on its dorsal side, but had received only minimal flaking on its ventral side – only enough to shape the notches and thin the base. A couple of retouch flakes had been removed from the tip. Side notching on the points is, on the whole, narrow and shallow with inter-notch widths on the points with complete bases ranging from 0.8 to 1.2 cm and notch height ranging from 0.3 to 0.5cm. One exception was a point (L1737) which has particularly shallow and wide notches that measure 0.8 cm in height. The complete point specimens range from 2.7 to 4.6 cm in length, 1.3 to 2.0cm in width and 0.3 to 1.2 cm in thickness. Blade length varies from 2.1 to 3.5 cm in length. On the whole these points are well manufactured.

One point (L1324), recovered from Midden 3, is triangular in shape. This point is characteristic of the Nanticoke Triangular type of point. It is nearly twice as long as it is wide making it an isosceles triangle. It has straight lateral edges tapering toward the tip and a concave base. It measures 2.7 cm in length, 1.8 cm in width, and 1.5 cm in thickness.

Three of the remaining six points are similar in shape, all being short and wide, approaching equilateral triangles in shape. All are side-notched with convex lateral edges and convex bases (L1042, L1256, and L1739). These points are similar to Dewaele type points found in southern Ontario during the Early Iroquoian period. They range from 2.3 to 3.2 cm in length, 1.5 to 1.8cm in width, and 0.3 to 0.4 cm in thickness. The blade lengths range from 1.7 to 2.7 cm and the inter-notch width from 0.8 to 1.3 cm. The notch heights are uniform at 0.3 cm. One of the points (L1256) was completely bifacially flaked, while the other two points (L1042 and L1739) were fashioned from flakes and were completely flaked on the dorsal side of the flake, but only partially flaked on the ventral side. The ventral side flaking was limited to retouch on the lateral edges, and to thinning of the bases and shaping of the notches.

The remaining three projectile points (L529, L949, L1738) could not be firmly classified to a point type. It is possible that the first point (L949) is a reworked Nanticoke Side-Notched point. Its blade forms an isosceles triangle with convex lateral edges. Its base is triangular in shape. Its tip is slightly rounded, suggesting reworking. It lacks side notches although its base was shaped separately from its blade. It measures 3.8 cm in length, 1.7 cm in width and 0.5 cm in thickness. Its base is long in comparison to its blade with the blade measuring 2.3 cm long and the base measuring 1.2 cm long.

The next point (L529) is a possible point preform or incomplete, rejected point. It is 4.8 cm long, 2.6 cm wide, and 0.7 cm thick. It had been bifacially worked with a straight, well formed base. The point has one convex lateral edge with an opposing lateral edge that is malformed and jagged, possibly the result of mis-flaking. The point is almost ovate in shape with a tip that is rounded. It has been thermally altered.

The final point (L1738) is short and wide, measuring 3.4 cm long, 2.7 cm wide, and 0.7 cm thick. It has a rounded or ovate-shaped tip, a relatively straight base and is side notched on one side, while the opposing side has only a slight concavity in place of a notch. Although it is completely bifacially flaked, it is possible that this point is a preform due to its rounded tip and incomplete notching.

Projectile Point Tips

The nine projectile point tips range from 1.3 to 3.0 cm in length and from 1.0 to 1.4 cm in width (L147, L435, L695, L837, L960, L1211, L1225, L1317, and L1497). Six of the tips were recovered from Midden 3, one came from Midden 1, and two were from settlement contexts. One point tip (L695) is missing its apex. Four of the tips (L435, L695, L1211, and L1225) are laterally symmetrical, while four are laterally asymmetrical (L147, L960, L1317, L1497) resulting from one slightly concave lateral edge with an opposing slightly convex lateral edge. One of the tips (L837) was broken down its length and its symmetry or asymmetry is therefore indiscernible. Seven of the point tips are narrow. These taper toward

their apexes forming isosceles triangles. The shortest tip (L1497) is as wide as it is long (1.3 cm by 1.2 cm). This point tip may have broken from a type of point unlike the others.

Projectile Point Bases

Nine point bases (L63, L141, L142, L697, L838, L1075, L1338, L1363, and L1386) are present in the lithic assemblage. Three of the bases (L63, L141, and L1075) appeared to have broken from triangular points, while the remaining six appear to have been broken from notched points. Two of the three triangular point bases were recovered from post moulds and one came from Midden 3. Of the six notched bases, four were recovered from Midden 3, one from Midden 1, and one from a post mould.

The three triangular point bases range from 2.0 to 2.9 cm in length, 2.2 to 2.8 cm in width and 0.5 to 0.6 cm in thickness. Two of the triangular point bases (L63, L1075) have concave bases, while one (L141) is straight based. All three are completely bifacially worked and have been retouched along the bottom in order to create tapering at the hafting interface. It is possible that these bases were from Nanticoke Triangular points given their resemblance to the bases of the complete Nanticoke Triangular points in the collection.

Of the six broken notched point bases, three (L142, L697, and L1363) had been snapped below the notch and included only the very base itself, while the other three (L838, L1338, and L1386) had been broken above the point of notching and included both the base and at least one notch. All of the bases broken above the point of notching are from side-notched points. Two of these (L838 and L1386) have concave bases, while one (L1338) has a straight base. These three bases range from 1.3 to 2.1 cm in length, 1.0 to 2.5 cm in width, and 0.3 to 0.4 cm in thickness. The smallest base (L838) is broken along its length, therefore measurements of its width are incomplete. This point base has the most short and shallow notching, with notch depth being less than 0.1 cm and notch height measuring 0.4 cm. The other two points (L1338 and L1386) have inter-notch measurements of 1.3 and 1.0 cm and notch heights of 0.4 and 0.6 cm. All of the point bases are completely bifacially worked. It is likely that the two largest bases (L1338 and L1386) are from Nanticoke Triangular points, while it is unclear as to which type of point the remaining base belongs.

The three bases broken below the point of notching (L142, L697, and L1363) range from 0.6 to 1.1 cm in length, 1.9 to 2.0 cm in width and 0.3 to 0.4 cm in thickness. One of the bases (L142) has a concave base, while the remaining two have straight bases. All are bifacially worked and all have been retouched at the hafting point.

Projectile Point Midsections

Four point midsections (L250, L836, L961, and L1262) were recovered from the site, three from Midden 3 and one from House 13. These midsections range from 1.0 to 3.2 cm in length, 1.6 to 2.9 cm in width and 0.4 to 0.7 cm in thickness. All are bifacially worked. Two of the point midsections (L836 and L1262) are from side-notched points as they possess the upper portions of side notches. These two may be from Nanticoke Side-Notched points.

Biface Fragments

The assemblage includes 18 biface fragments (L618, L633, L890, L940, L1003, L1040, L1041, L1128, L1146, L1159, L1243, L1299, L1335, L1364, L1612, L1650, L1672, and L1674). A biface fragment is defined here as a crudely manufactured, bifacially flaked item that does not fall into any of the flake categories or formal flaked tool categories established for the site. Fourteen biface fragments were recovered from Midden 3, with the remaining four recovered from Midden 2. These biface fragments are small, bifacially flaked pieces of Onondaga chert that lack formal shaping. They range in size from 1.2 to 3.3 cm in length, 1.1 to 2.2 cm in width and 0.4 to 0.9 cm in thickness. Some appear to have been

fashioned from chert debitage. Some of the larger pieces may have been intended as preforms for formal tools.

Five of the biface fragments recovered from the site are tips derived from bifacially flaked, formal tools (L210, L483, L607, L834, and L835). They range in size from 2.0 to 3.9 cm in length, 1.5 to 2.6 cm in width and 0.6 to 1.3 cm in thickness. Three of the tips (L607, L834, and L835) were recovered from Midden 3, one (L483) from Midden 2, and one (L210) from the exterior activity area southwest of House 17.

These biface tips have not been classed as projectile point tips as they are crudely shaped and are rounded and dull. Their purpose remains unclear although they may in fact be broken from projectile point preforms, or perhaps were broken from projectile points in the process of being re-sharpened. Two of the biface tips (L834 and L835) bear cortex. One of these tips (L483) is fashioned from quartz.

Spokeshaves

There are three possible spokeshaves (L674, L762, and L1421). All were produced from pieces of debitage that had sizeable notches removed from one of their lateral edges. These notches, in turn, had been further retouched along their edges, seemingly in order to sharpen them. It is believed that spokeshaves were used for whittling pieces of wood, or even bone. Two (L674 and 762) of the possible spokeshaves were recovered from Midden 3, while one (L1421) was recovered from Midden 1.

The first spokeshave (L674) had been formed on a primary thinning flake, the notch removed from the right margin of its dorsal side. Only the dorsal side of the flake had been retouched along the edge of the notch. This flake measures 3.3 cm in length, 1.6 cm in width, and 0.7cm in thickness. The notch is approximately 0.6 cm in height and 0.4 cm in depth. The second possible spokeshave (L762) was produced from a secondary knapping flake that measures 3.4 cm long, 1.6 cm wide, and 0.5 cm thick. The notch was removed from the right margin of its dorsal side and had been retouched only on the dorsal side of the flake. The notch is 0.8 cm in height and 0.3 cm in depth. The final potential spokeshave was fashioned from a piece of shatter that measures 2.3 cm long, 2.0 cm wide, and 0.9 cm thick. The notch, again, was removed from the dorsal side of the shatter, however, this notch had been retouched on both the dorsal and ventral sides. The notch is 0.8 cm in height and 0.4 cm deep.

Scrapers

The five scrapers (L710, L885, L966, L1505, and L1727) range from 1.9 to 4.8 cm in length, 1.3 to 3.0 cm in width and 0.4 to 0.8 cm in thickness. One (L885) was completely bifacially worked, while the remaining three had been fashioned from debitage flakes. All but two (L710 and L1505) are moderately sized and blocky end scrapers as they were retouched at their distal ends. Item L710 is the smallest, measuring 1.9 cm long by 1.3 cm wide, delicately fashioned from a flake. It is retouched along both lateral edges and its distal end. This scraper may be considered a thumbnail scraper. The remaining scraper (L1505) was fashioned from a large primary thinning flake that had been expertly retouched along the entire length of both the left and right margins of its dorsal side.

Three of the scrapers were recovered from Midden 3, while two were recovered from Midden 2.

Drills

The four possible drills (L34, L460, L516 and L601) were all very crudely manufactured. They measure from 1.8 to 2.6 cm in length, 1.2 to 2.0 cm in width and 0.3 to 0.7 cm in thickness. One (L601) was recovered from Midden 3, and the balance is derived from other settlement contexts. Two are completely bifacially flaked, one forming an isosceles triangle (L601), and one an equilateral triangle (L516). The remaining two drills were fashioned from debitage, one (L460) forming an isosceles triangle with retouch along both lateral edges from base to tip, the other (L34) a flake retouched in such a way as to form a

sharp pointed tip at one end. All are classified as possible drills due to their very pointed, abruptly tapered tips, in contrast to the more gradually tapering tips of the projectile points.

4.4 Debitage

A sample of the debitage assemblage was subject to analysis. This sample includes material from all three middens, six features, and two support posts moulds.

Midden 1 Debitage Sample
Debitage from four one metre square plough zone units comprises the Midden 1 sample (units 496-250, 496-251, 496-252, and 497-252. A total of 104 pieces of debitage form the sample. These include nine primary thinning flakes (8.7% of the Midden 1 sample), six secondary knapping flakes (5.8%), and 89 pieces of shatter (85.5%). Four of the primary thinning flakes had been retouched/utilized along at least one edge (3.8% of the Midden 1 sample) and 11 pieces of shatter are thermally altered (10.6%).

Midden 1, Feature 328
Feature 328 was an unploughed basal midden deposit, approximately 3.5 m^2 in size, associated with Midden 1. In total, 58 pieces of debitage were recovered from this feature, ten of which were worked along at least one of their edges. These included eight primary reduction flakes (one worked), 13 primary thinning flakes (two worked), nine secondary knapping flakes (five worked), and 28 pieces of shatter (two worked). Three pieces of shatter and one primary reduction flake are thermally altered. One secondary knapping flake is Fossil Hill chert. As this feature was a midden deposit, it is likely that the debitage sample recovered from it represents several episodes of refuse dumping and thus several episodes of stone tool manufacture.

Midden 2 Debitage Sample
Ninety-two pieces of debitage from six one metre square plough zone units make up the Midden 2 sample (units 533-163, 533-164, 533-165, 533-166, and 534-165). These include three primary reduction flakes (3.3% of the Midden 2 sample), six primary thinning flakes (6.5%), six secondary knapping flakes (6.5%) and 77 pieces of shatter (83.7%). Three of the pieces of shatter, two primary reduction flakes and two primary thinning flakes had been retouched/utilized along at least one of their edges (7.6% of the Midden 1 sample) and eight pieces of shatter are thermally altered (8.7%). One piece of shatter is Balsam Lake chert and another is Fossil Hill Formation chert.

Midden 3 Debitage Sample
Debitage from five one metre square plough zone units was selected for the Midden 3 sample (units 487-164, 488-164, 489-168, 492-164, and 492-165), amounting to a total of 473 items. These include 18 primary reduction flakes (3.8% of the Midden 3 sample), 54 primary thinning flakes (11.4%), 62 secondary knapping flakes (13.1%), 10 secondary retouch flakes (2.1%), and 329 pieces of shatter (69.6%). Two of the secondary knapping flakes are Balsam Lake chert and one is Bois Blanc chert. Two of the pieces of shatter are quartz. Twelve pieces of shatter, four primary reduction flakes, seven primary thinning flakes and two secondary knapping flakes have been retouched/utilized along at least one of their edges (5.3% of the Midden 3 sample). Finally, 54 pieces of shatter, two primary thinning flakes and one secondary knapping flake, for a total of 57 pieces of debitage (12.0% of the Midden 3 sample), are thermally altered.

Midden 3, Feature 265
Feature 265 was an undisturbed basal midden deposit, approximately 3 m^2 in size, associated with Midden 3. A total of 31 pieces of debitage were recovered from this feature. These include five primary

reduction flakes, six primary thinning flakes (one worked), three secondary knapping flakes, one secondary retouched flake, and 16 pieces of shatter (one worked).

Midden 3, Feature 290

Feature 290 was a large undisturbed basal midden deposit located within the centre of Midden 3. It covered an area of approximately 12 m^2 and was the largest basal midden deposit within this midden. In total, 296 pieces of debitage were recovered from this context. These included 15 primary reduction flakes (three worked), 32 primary thinning flakes (three worked), 49 secondary knapping flakes (one worked), 39 secondary retouch flakes and 161 pieces of shatter (four worked). One piece of shatter was Balsam Lake chert and one was Trent Valley. Twenty-three pieces of debitage were thermally altered: one secondary knapping flake and 23 pieces of shatter. It is likely that the debitage recovered from it represents several episodes of refuse dumping and thus may incorporate debris from several episodes of stone tool manufacture.

House 5, Feature 115

Feature 115, a semi-subterranean sweat lodge, was located in House 5. A total of 43 pieces of debitage was recovered from this feature. These include 37 pieces of shatter (21 being thermally altered), one primary reduction flake that was worked, four primary thinning flakes (one worked) and one secondary knapping flake which is thermally altered. With the exception of one piece of shatter, which was recovered from the feature fill (Layer 1), all of the other lithic artifacts recovered from this feature were either recovered from an ash layer (Layer 2) that represents a discrete fill event, or the living floor (Layer 3) of the feature.

House 7, Feature 157

Feature 157, a semi-subterranean sweat lodge, was located in House 7. A total of 106 pieces of debitage were recovered from this feature. These include 31 pieces of shatter (four thermally altered), four primary reduction flakes, 25 primary thinning flakes, and 46 secondary knapping flakes (one thermally altered). One primary reduction flake, two primary thinning flakes, one secondary knapping flake, and one piece of shatter were worked along at least one edge, for a total of five pieces of worked debitage from this feature. One primary reduction flake, three primary thinning flakes, two secondary knapping flakes (one thermally altered), and two pieces of shatter were recovered from the living floor of the feature. The remaining debitage were recovered from the fill.

House 7 Post 9 (555-250)

This interior support post contained 15 primary thinning flakes, 14 secondary knapping flakes, nine secondary retouch flakes and 14 pieces of shatter for a total of 52 pieces of debitage. Based on the debitage categories recovered from this post mould, it is possible that this assemblage of debitage represents a single dumping episode resulting from the shaping and retouching of a single formal tool within the house.

Exterior Area Southwest of House 7, Feature 164

Feature 164, a large pit, was located southwest of House 7, approximately 2.5 metres away from the house. A total of 125 pieces of debitage were recovered from this feature. These include four primary reduction flakes, 15 primary thinning flakes (one worked), 41 secondary knapping flakes, six secondary retouch flakes and 59 pieces of shatter (two worked). One of the secondary knapping flakes and six pieces of shatter were thermally altered. This pit was comprised of several layers of fill. The lithic artifacts recovered from this feature thus represent several depositional episodes.

House 11, Post 112 (495-205)

This interior support post contained one primary thinning flake, two secondary knapping flakes, both with retouch/utilization damage, two secondary retouch flakes and 24 pieces of shatter (three of which are thermally altered), for a total of 29 pieces of debitage. The lithic assemblage from this post includes both the by-products of stone tool manufacture and two expedient tools (two worked flakes). This assemblage likely represents the removal of refuse from the house floor during a cleaning episode within the house.

Summary of Debitage Sample

The total debitage sample, consisting of 1,409 pieces is summarized in Table 68. The material consists of 58 primary reduction flakes (4.1% of the sample), 177 primary thinning flakes (12.6%), 240 secondary knapping flakes (17.0%), 67 secondary retouch flakes (4.8%) and 867 pieces of shatter (61.5%). Sixty-six flakes (4.7%) were retouched or worked and 138 (9.8%) flakes were thermally altered. Finally, 11 pieces of debitage (0.8%) were cherts other than Onondaga.

Table 68: Summary of Debitage Sample

Debitage Class	n	%
Primary Reduction	58	4.1
Primary Thinning	177	12.6
Secondary Knapping	240	17.0
Secondary Retouch	67	4.8
Shatter	867	61.5
Total:	**1,409**	**100.0**
Retouched/Utilized	66	4.7
Thermally Altered	138	9.8
Non-Onondaga Chert	11	0.8

4.5 Spatial Distribution

The flaked lithic artifacts were distributed differentially across the site. Table 69 summarizes the distribution of flaked lithic artifacts by provenience. The vast majority of the lithic artifacts were recovered from the middens, especially Midden 3.

Table 69: Alexandra Site Flaked Lithic Artifact Distribution

Site Context	Total Artifacts	Tools	%
House 1	10		0.1
House 2	16		0.2
House 3	25		0.3
House 4	2		.02
House 5	122		1.3
House 6	25	1	0.3
House 7	259	1	2.7
House 8	8		.08
House 9	12		0.1
House 10	32		0.3
House 11	4		0.04
House 12	1		0.01
House 13	15	1	0.2
House 14	24		0.2
House 15	0		0
House 16	1		0.01
House 17	17		0.2
Exterior Features	178	1	1.8
Total From Features:	**751**	**4**	
Midden 1	1,009	7	10.4
Midden 2	636	6	6.5
Midden 3	6,063	45	62.4
Total From Middens	**7,843**	**58**	
Midden 1 Basal Deposit	99		1.0
Midden 2 Basal Deposit	69	1	0.7
Midden 3 Basal Deposit	427		4.4

Table 69: Alexandra Site Flaked Lithic Artifact Distribution

Site Context	Total Artifacts	Tools	%
Total From Basal Deposits:	**595**	**1**	
Post Moulds	553	7	5.7
Test Units	105	2	1.0
Total:	**9,712**	**72**	**100.0**

Middens

In total, 1,009 flaked lithic artifacts were recovered from Midden 1 (10.4% of the total flaked lithic assemblage). This material includes 1,002 pieces of debitage (10.4% of the total debitage from the site) and seven tools and tool fragments (9.7% of the total number of tool and tool fragments from the site).

Midden 2 produced 636 flaked lithic artifacts (6.5% of the total flaked lithic assemblage). Among these are 630 pieces of debitage (6.5% of the total debitage from the site) and six tools and tool fragments (8.3% of the total number of tool and tool fragments from the site).

Midden 3 yielded 6,063 flaked lithic artifacts (62.4% of the total flaked lithic assemblage). Debitage totals 6,018 pieces (62.4% of the total debitage from the site). In addition, 39 tools and tool fragments (54.2% of the total number of tool and tool fragments from the site) were recovered.

Thus, the majority of the formal flaked tools and tool fragments are derived from midden contexts. Seven were recovered from Midden 1 (9.7% of the total number of formal flaked tools and tool fragments), six from Midden 2 (8.3%), and 39 from Midden 3 (54.2%).

Features

The features at the site produced 751 flaked lithic artifacts (7.7% of the total flaked lithic assemblage). Of these, 573 flaked lithic artifacts (5.9% of the total assemblage) come from features within houses. Five tools and tool fragments (6.9% of the total number of tool and tool fragments from the site) and 746 pieces of debitage (7.7% of the total debitage from the site) were recovered from feature contexts.

Ten of the features producing lithic artifacts were basal midden deposits that were not plough-disturbed. Three such features lay beneath Midden 1. These were Features 324, 326, and 328. Feature 324 produced 31 artifacts, Feature 326 produced nine artifacts, and Feature 328 produced 59 artifacts. The single basal deposit beneath Midden 2 (Feature 226) produced 69 artifacts. Finally, six features lay beneath Midden 3: Features 265 (31 artifacts), 276 (76 artifacts), 285 (two artifacts), 290 (312 artifacts), 304 (two artifacts), and 305 (four artifacts). In total, Midden 1's basal deposits produced 99 artifacts, Midden 2's 69 artifacts, and Midden 3's 427 artifacts.

Formal tools and tool fragments were found within five of features. A biface tip was found in Feature 226 (the basal deposit of Midden 2), a drill was found in Feature 192 (a sweat lodge in House 6), one point tip was found Feature 168 (a sweat lodge in House 7), and one point tip was recovered from Feature 286 (an exterior feature). Finally, a point midsection was found in Feature 306 (a sweat lodge in House 13).

Posts

The post moulds produced 553 lithic artifacts (5.7% of the total flaked lithic assemblage). Of these, seven are formal tools or tool fragments. They include two projectile points (from support posts in House 6 and House 9), a projectile point tip (from a support post in House 7), three projectile point bases (two from support posts in House 7 and one from a support post in House 11) and a drill (from a support post in House 16).

Stage 3 Plough Zone Test Units

The one metre square test units produced 105 lithic artifacts (1.1% of the total flaked lithic assemblage). These include a biface (unit 540-230 in the area between Houses 7 and 10) and a biface tip (unit 515-164 from the area between Middens 2 and 3).

Table 70 summarizes distribution of the various tools across the site.

Table 70: Tool Types Recovered by Provenience

Tool Type	Midden 1	Midden 2	Midden 3	Houses	Exterior Features	Posts	Test Units
Projectile Points	3		6			2	
Point Tips	1		5	1	1	1	
Point Bases	1		4			3	
Point Mid-sections			3	1			
Bifaces							1
Biface Fragments		5	12				
Biface Tips		1	2				1
Spokeshaves	1		4				
Scrapers		2	3				
Drill				1		1	
Total	6	8	39	3	1	7	2

Non-Onondaga Materials

The minority chert types and quartz artifacts were differentially distributed across the site, the majority being recovered from the middens, especially Midden 3. Eight pieces of non-Onondaga chert debitage were recovered from Midden 1 (8.5% of the non-Onondaga assemblage), three from Midden 2 (3.2%), and 62 (65.9%) from Midden 3. One flake of Fossil Hill chert (1.1%) was recovered from Feature 328, a basal deposit in Midden 1, and two pieces of shatter (2.1%), one of Balsam Lake chert and one of Trent Valley chert, were recovered from Feature 290, a basal deposit in Midden 3. One piece of unidentified chert shatter (1.1%) was recovered from post mould 13 in House 16. Two pieces (2.1%) of Balsam Lake chert shatter were recovered from test units, units 545-165 and 525-160 respectively, and two pieces of Fossil Hill chert shatter (one worked) and one secondary knapping flake (worked) were recovered from ploughzone unit 499-258. Six of the unidentified chert types were recovered from Midden 1 (6.4% of the non-Onondaga assemblage), seven from Midden 3 (7.4%) and one (1.1%) from a support post in House 16.

A piece of quartz shatter and a primary reduction flake of quartz (retouched/utilized) were recovered from Midden 1; these represent 15.4% of the total quartz assemblage. A quartz biface tip (7.7%) was recovered from Midden 2. Five pieces of quartz shatter, one primary knapping flake and two secondary knapping flakes of quartz were recovered from Midden 3. Together these represent 61.5% of the total quartz assemblage. One piece of quartz shatter was recovered from each of Features 97 (7.7%) and 181 (7.7%). These were both sweat lodge features, the first located in House 1, the second in House 7.

4.6 Discussion

The flaked stone tool assemblage from the Alexandra site is dominated by debitage and was relatively devoid of formal tools. Indeed, debitage makes up 99.2% of all the flaked lithic artifacts, while formal tools made up only 0.8%. The lithic debitage was scattered across the entire site with the heaviest concentrations in the middens, especially Midden 3.

Formal tools were also concentrated in the middens with 72.2% of all formal tools recovered from the middens. Three of the formal tools (4.2%) were found within the houses, all within sweat lodge features. In addition to the formal tools, the debitage recovered from within the houses was from sweat lodges, pit features or post moulds, all secondary refuse areas. The remaining lithic artifacts were distributed across the site, outside of midden and house contexts.

The composition of the artifact assemblage suggests a conservative lithic industry where good quality chert was at a premium and every effort was made to derive the maximum worth from imported raw materials. Indeed, 928 (9.6%) of the flakes and shatter were retouched or utilized in some way as expedient tools for cutting and/or scraping. Very few formal flaked tools were allowed to enter the archaeological record as refuse from the site. In fact, most formal tools entered the archaeological record only once they had been broken. Only 27 whole formal tools were recovered from Alexandra, while almost double that number, 47, broken tools were found.

Roughly 0.1% (94 pieces) of the flaked lithic artifacts from the site is made from cherts that are other than Onondaga, none of which were formal tools. This may indicate curation of formal tools made of other cherts. There are four expedient tools among the non-Onondaga chert assemblage in the form of retouched/utilized flakes and shatter. Three of these are Balsam Lake chert, and one is Trent Valley chert. All of these were recovered from Midden 3. Finally, 12 quartz flakes and pieces of shatter were recovered, along with one biface tip. One primary reduction flake of quartz, recovered from Midden 1 had a retouched/utilized edge and thus quartz was also employed in the production of expedient tools.

5.0 GROUND STONE, ROUGH STONE AND COPPER ARTIFACTS *by Martin S. Cooper*

5.1 Introduction

A total of 58 ground and rough stone artifacts was recovered from the Alexandra site. These include 36 celts and celt fragments, six whetstones, eleven hammers, one grinding stone, one mano, one miscellaneous ground stone artifact, and two unidentifiable ground stone artifacts. The catalogue for this material is to be found in Appendix 6. In addition, three copper beads and an unidentified copper item were recovered.

5.2 Celts

The 36 celt and celt fragments include four complete celts, three poll portions, six midsections and seven bit fragments (Plate 36). The remaining celt fragments are fragments unidentifiable to portion.

Plate 32: Selected celts from the Alexandra site.

Of the 36 celts, eight are sufficiently complete to assign tool function based on size and bit symmetry. These include three that are axes based on their symmetrical bit. One complete celt has an asymmetrical bit associated with an adze function. Four of the celts appear, based on their size, to be chisel-like wood working tools. In terms of material, chloride schist was used in the manufacture of 32 of the celts. Its fine grain and relative hardness make it an ideal material for axes, adzes and chisels. Chloride schist tools can be honed to a fine edge. Three celts are manufactured from amphibolite, also referred to as hornblende, while a single celt is granite.

Six celts exhibit crushed or battered polls, suggesting they may have had a secondary function as wedges for splitting wood. Similarly, four celt bits are battered.

Complete celts include an axe (G19) (Plate 36a) made of a friable amphibolite (hornblende schist) material and is complete except for the bit edge, which has been broken off and appears battered.

Similarly the poll end appears to be battered, which suggests that this axe may have been used as a wedge.

The second complete celt (G50) (Plate 36b) is a medium sized axe made of granite. It has rounded-beveled edges and exhibits a slight indentation at the haft. The surface of the axe is polished anterior to the haft, while a rough pecked surface is present posterior to the haft. Except for a few small flake scars the bit is polished and somewhat sharp.

The third complete celt (G23) (Plate 36c) is a chisel made of chloride schist with an asymmetrical bit. It tapers towards the poll end where it was likely set in a handle. It is polished over its entire surface, and exhibits crushing at the bit end.

The fourth complete celt (G4) (Plate 36e) is also a small double ended chisel made of chloride schist. It exhibits polished and honed bits at both ends of the tool.

5.3 Grinding Stone

A portion of a large grinding stone (G27) made of sandstone was recovered from the living floor of Feature 345. It has a slightly concave smooth depression on one side and also exhibits some pecking (Plate 37c).

This item was probably used to grind maize and other plant material. Given the importance of horticulture to Iroquoian communities it is not surprising that large grinding stones are encountered, although in low frequencies on Iroquoian villages in Ontario.

5.4 Mano

A single mano (G13) or grinding tool was recovered. It was made on a diorite cobble and flat and smooth on one surface.

5.5 Hammers

A total of 11 hammers were recovered, six of which were pitted hammers (Plate 37a, b). Pitted hammers, sometimes referred to as pitted anvil stones, are cobbles that possess centrally placed depression on one or both surfaces. It is believed that these depressions, which range from well developed concavities to surface pecking, were used to provide a secure grip. These tools often have one or more hammer facets represented by pitting on the lateral margins.



Plate 33: Selected hammers (a-b), grinding stone (c), and whetstone (d) from the Alexandra site.

A wide range of materials were used for hammers, including four made of granite, three made of diorite, two made of sandstone and single examples of limestone, dolomite and gneiss. These materials would be readily available in cobble form in riverine, lacustrine and glacial deposits.

A total of six hammers possess centrally placed grip facets on both surfaces, one hammer has a grip facet on one surface only, while four hammers have no grip facets.

5.6 Whetstones

Six whetstones or abraders used for sharpening stone tools were recovered (e.g., Plate 37d). All six are made on sandstone cobbles or pebbles. Single abrading surfaces were present on five whetstones, while a single example has abrading surface on both sides

5.7 Copper Artifacts

Four copper artifacts were recovered from the Alexandra site, including three rolled copper beads and one unidentifiable copper fragment. All four items were manufactured from native copper that was either mined from massive deposits found in the Lake Superior basin or from pure nuggets or float copper found in glacial deposits and stream beds. The copper was heated to anneal or soften it and then cold hammered to the desired shape. There is no evidence that copper was smelted or poured into molds in precontact North America. Copper beads occur in limited frequency on Early to Late Iroquoian sites in Ontario.

The three beads (Table 71) are all simple rolled copper forms; the copper, having been heated and flattened, appears to have been rolled several times around a round object, such as a stick. Two of the three beads were found in Midden 3, the third was found in a House 14 sweat lodge.

Table 71: Alexandra Site Copper Artifacts

Cat. No.	Artifact Type	Length (mm)	Width (mm)	Comments
M1	Bead	9.2	5.2	Slightly flattened
M2	Bead	9.8	6.2	
M3	Bead	16.0	5.8	
M4	Unidentifiable			

6.0 PLANT REMAINS *by Stephen G. Monckton, Bioarchaeological Research*

6.1 Introduction

Samples amounting to a total of 178 litres of soil were subjected to analysis of their botanical content in order to examine the plants used in the settlement and to reconstruct its local environment. The following provides a review of the methods of collection and analysis, in addition to a review and discussion of findings.

6.2 Collection and Analysis

Bucket flotation provided an efficient means of plant remains extraction using a 300 micrometer screen for light fractions, and a 2.00 mm screen for the collection of heavy fractions. Both components were dried in cloth material. In the laboratory, light fractions were weighed and passed through a series of screens to facilitate the sorting of material. Objects larger than 2.00 mm were separated into sample components such as wood charcoal, nut remains, maize kernel fragments and other plant parts in addition to unidentifiable material (see Pearsall [1989] for a discussion of various analytical procedures). Material smaller than 2.00 mm in size was sorted only for seeds. Uncharred seeds were assumed to be recent intrusive objects. In precontact assemblages, charred material alone is recovered, and anything not is considered modern and intrusive unless there are special conditions of preservation at the site. Breaking wood charcoal fragments in half provided a clear transverse view of tissue for identification. For consistency, objects smaller than 2.00 mm across the transverse section were deemed unidentifiable. Several specimens smaller than this do provide good identifications, but not consistently enough to prevent bias in favour of some genera over others. Modern charred comparative material aided identifications where necessary.

Larger seeds such as maize, acorn fragments, or other nuts were counted and their fragments were weighed. Maize kernel number for each sample was estimated on the basis of the weight of fragments and converted to whole kernels based on the known weight of 100 whole kernels. This was to prevent a bias in favour of maize fragments. Wood charcoal results are presented in the form of fragment numbers.

6.3 Results

Tables 72 to 74 summarize the botanical contents of soil samples. These have been attributed to longhouse and external longhouse features to enhance our view of plant remains spatial distributions. These will be discussed in the sections to follow.

The sample includes two of the five known Iroquoian cultigens: Maize (*Zea mays*) and sunflower (*Helianthus annuus*). Maize is the most abundant, followed by sunflower and tobacco. Beans are comparatively rare at most archaeological assemblages, and the failure to recover any here is not surprising. The relative contributions of these cultigens to the site deposits are broadly similar to that of other Iroquoian sites. Sunflower, because of its distinctive shell micro-morphology, can be readily identified even when recovered as tiny fragments. It is thus probably over-represented in the archaeological record relative to bean.

Collected plants include the common fruits of bramble (*Rubus sp*.), strawberry (*Fragaria sp*.), elderberry (*Sambucus sp*.), black nightshade (*Solanum americanum*), pin cherry (*Prunus pensylvanica*), as well as

Table 72: Plant Remains, Sample Components

Feature	House	Sample Volume (l)	Sorted Fractions Wt (g)	Wood Charcoal Wt (g)	Maize Kernel Fragments (n)	Maize kernel Fragments Wt (g)	Maize Cob Fragments (n)	Maize Cob Fragments Wt (g)	Unidentified Material (n)	Total Wt (g)	Total Sample (n)	Sample Wt (g)
97	1	3	22.07	12.9	36	0.69	29	0.38	23	0.38	88	1.45
98	1	4	27.3	21.25							0	0
105	1	3	13.44	8.35	15	0.22			2	0.01	17	0.23
17	2	4	0.72	0.39							0	0
44	2	4	3.23	1.58							0	0
44	2	5	9.77	5.06	4	0.15			3	0.01	7	0.16
70	2	5	21.98	15.51	4	0.16			4	0.01	8	0.17
70	2	3	2.86	1.42	1	0.01					1	0.01
70	2	3	11.18	6.99	7	0.19					7	0.19
SP4	2	3	4.56	3.58	1	0.01			1	0.01	2	0.02
56	3	6	9.18	4.24	3	0.01					3	0.01
56	3	6	16.02	9.96	2	0.01	2	0.01	3	0.01	7	0.03
58	3	4	8.59	5.23	12	0.11			3	0.01	15	0.12
58	3	3	1.42	0.38	2	0.01			1	0.01	3	0.02
63	3	6	10.9	?			40	0.43	2	0.01	42	0.44
63	3	5	7.64	3.62	37	0.89	62	0.48	5	0.03	104	1.4
SP25	3	4	104.73	69.48	21	0.38					21	0.38
124	5	6	9.5	6.8	5	0.01	1	0.01	4	0.2	10	0.22
124	5	6	6.32	1.23	1	0.01			1	0.01	2	0.02
131	5	2	5.56	3.73	1	0.01					1	0.01
138	5	3									0	0
138	5	6	21.84	21.84	2	0.01	1	0.01			3	0.02
198	6	4	0.58	0.01							0	0
198	6	5	11.19	6.51	2	0.01			2	0.01	4	0.02
157	7	3	3.81	0.76							0	0
168	7	5	7.66	6.28					2	0.01	2	0.01
168	7	5	41.64	8.32	47	0.76	8	0.15	8	0.01	63	0.92
168	7	6	12.31	3.93	33	0.47	8	0.05			41	0.52
168	7	6	2.81	0.19					7	0.01	7	0.01
172	7	3	6.77	3.41	2	0.13			1	0.01	3	0.14
181	7	5	12.26	6.72	1	0.01	1	0.01			2	0.02
181	7	?	16.04	5.38	45	0.37			7	0.1	52	0.47
181	7	4	3.05	1.68					1	0.01	1	0.01
SP10	?	3	5.3	3.2	2	0.01					2	0.01
	Subtotal	143	442.23	249.93	286	4.64	152	1.53	80	0.86	518	7.03
					55.21	66.00	29.34	21.76	15.44	12.23	100.00	100.00
26	External	7	1.83	0.5			2	0.01	1	0.01	3	0.02
42	External	3	0.21						3	0.01	3	0.01
47	External	1	3.24	2.13	1	0.01					1	0.01
65	External	5	22.34	7.32					2	0.01	2	0.01
73	External	5	4.18	1.37	1	0.01			3	0.01	4	0.02
74	External	5	1.42	0.36					9	0.05	9	0.05
164	External	?	22.2	13.46	11	0.34			3	0.01	14	0.35
165	External	1	3	0.12					2	0.01	2	0.01
184	External	4	9.93	0.08					4	0.01	4	0.01
Midden 3	External	4	15.79	2.1					1	0.01	1	0.01
Midden 3	External	?	1.5	0.21							0	0
	Subtotal	35	85.64	27.65	13	0.36	2	0.01	28	0.13	43	0.5
					30.23	72.00	4.65	2.00	65.12	26.00	100.00	100.00
	Total	178	527.87	277.58	299	5	154	1.54	108	0.99	561	7.53
					53.30	66.40	27.45	20.45	19.25	13.15	100.00	100.00

Table 73: Plant Remains Taxa

Feature	House	Estimated Maize	Sunflower	Bramble	Strawberry	Elderberry	Pincherry	Nightshade	Chenopod	Knotweed	Sumac	Cat-tail	Unknown	Unidentified	Total
97	1	7							1		1				9
98	1														0
105	1	3													3
17	2			1											1
44	2														0
44	2	2	1												3
70	2	2													2
70	2	1										3			4
70	2	2													2
SP4	2			1											1
56	3	1													1
56	3	1			1								1	3	6
58	3	2										1		1	4
58	3														0
63	3														0
63	3	9	1												10
SP25	3	4													4
124	5	1						2				2			5
124	5	1													1
131	5	1													1
138	5														0
138	5	1								1					2
198	6														0
198	6	1		3		1								2	7
157	7														0
168	7														0
168	7	8		1			1		10		2				22
168	7										1				1
168	7					2						1	1		4
172	7	2		1							1				4
181	7	1		1					1						3
181	7	4	1	1								1		6	13
181	7													1	1
SP10	?	1				1									2
	Subtotal	55	3	9	1	4	1	2	12	1	5	8	2	13	116
		47.41	2.59	7.76	0.86	3.45	0.86	1.72	10.34	0.86	4.31	6.90	1.72	11.21	100.00
26	External								1					1	2
42	External														0
47	External	1													1
65	External														0
73	External	1													1
74	External			1								2			3
164	External	4													4
165	External														0
184	External														0
Midden 3	External														0
Midden 3	External														0
	Subtotal	6	0	1	0	0	0	0	1	0	0	2	0	1	11
		54.55	0.00	9.09	0.00	0.00	0.00	0.00	9.09	0.00	0.00	18.18	0.00	9.09	100.00
	Total	61	3	10	1	4	1	2	13	1	5	10	2	14	127
		48.03	2.36	7.87	0.79	3.15	0.79	1.57	10.24	0.79	3.94	7.87	1.57	11.02	100.00

Table 74: Wood Charcoal

Feature	House	Maple	Beech	Ash	Elm	Ironwood	Unidentified Deciduous	White Pine	Unidentified Conifer	Unidentified	Total
97	1	4	25		1					3	33
98	1	5	18	1	4		3				31
105	1	16	5	4	1		5				31
17	2				9						9
44	2	4	9				4			2	19
44	2	11	14		1	1	2			1	30
70	2	7	19	1			2			1	30
70	2	1	11	1	5		2			3	23
70	2	3	27								30
SP4	2	4	19		5	1	3			3	35
56	3	4	15	2	7					3	31
56	3	7	13	2	6					2	30
58	3	8	16		1		3	1		1	30
58	3	4	15				1			2	22
63	3	6	20		1		3	1			31
63	3	3	1	1	1		1	7		11	25
SP25	3	19	2					7	1		29
124	5	8	17	2	1		2				30
124	5	4	4	3	1		6			1	19
131	5	7	12	4			6			1	30
138	5		1		4		1				6
138	5	2	9	1	5	7	3			1	28
198	6										0
198	6	5	16	1	4		2			2	30
157	7	5	3				5			1	14
168	7		15				1				16
168	7	2	24		1	4				3	34
168	7	7	16	1	1	4				1	30
168	7		1							5	6
172	7	10	12	3		2	2			2	31
181	7	1	26	1	1		1			1	31
181	7	4	16		2		2	1		4	29
181	7	7	14				6			2	29
SP10	?	5	19	1	1		2			2	30
	Subtotal	173	434	29	63	19	68	17	1	58	862
		20.07	50.35	3.36	7.31	2.20	7.89	1.97	0.12	6.73	100.00
26	External		5							2	7
42	External										0
47	External	6	16				4				26
65	External	2	21		1	1	2			3	30
73	External	7	15	1			1			2	26
74	External		3				11			1	15
164	External	8	15	2	3	1	2				31
165	External	3	3							5	11
184	External	1					1			4	6
Midden 3	External	4	11	3	2		3			2	25
Midden 3	External	1			7		2				10
	Subtotal	32	89	6	13	2	26	0	0	19	187
		17.11	47.59	3.21	6.95	1.07	13.90	0.00	0.00	10.16	100.00
	Total	205	523	35	76	21	94	17	1	77	1049
		19.54	49.86	3.34	7.24	2.00	8.96	1.62	0.10	7.34	100.00

seeds of sumac (*Rhus typhina*), spikenard (*Aralia sp*.), chenopod (*Chenopodium* sp.), erect knotweed (*Polygonum erectum*), purslane (*Portulaca oleracea*), and cat-tail (*Typha latifolia*).

Wood charcoal is dominated by beech (*Fagus grandifolia*), followed by maple (*Acer saccharum*), ash (*Fraxinus sp.*), elm (*Ulmus americana*), ironwood (*Ostrya virginiana*), and white pine (*Pinus strobus*). A significant quantity of the unidentifiable fragments that were designated as deciduous tree wood are diffuse porous – typical of the maple, but possessing insignificant rays, or in cases of some very small fragments, they could be semi-diffuse porous ironwood. Other unspecified fine diffuse porous specimens in this analysis could also include basswood (*Tilia americana*), willow (*Salix sp*.), and poplar (*Populus sp*.), but the fragments are too small to be certain (Table 74).

6.4 Discussion

The economic importance of maize is well attested by early visitors to the lower Great Lakes region whose references to the plant and contexts of its use abound in their writings (e.g., Thwaites 1896-1901). Researchers have since considered maize and the two other most commonly mentioned cultigens (beans and "squash") to be the mainstay of peoples' existence there. The importance of maize has been supported in part by the consistency of some of the early historical records, but also a growing body of paleoethnobotanical evidence (for a wider perspective the reader is directed to Crawford and Smith [2003]) and chemical and morphological analyses of human bone (e.g., contributions in Williamson and Pfeiffer [2003]). While there is recent evidence of maize in the Northeast as early as 2000 BP (Thompson et al. 2004), most researchers agree that maize was an established food staple early in the Iroquoian tradition a thousand years later.

Maize occurs in the form of cob fragments, stems, and maize kernels. These are usually quite fragmentary depending on the context. Kernels are the most delicate of maize remains and usually present themselves as small fragments with an identifiable thin epidermal/seed coat surface and obverse mass of endosperm tissue. These kinds of kernel fragments are clearly not grouts resulting from seed grinding, but fragmented kernels that were initially dry enough to be charred without exploding. It is quite uncommon to find large quantities of intact, measurable kernels. The latter situation may arise where substantial quantities of maize kernels have been spoiled (i.e., burned) and left in a deposit that remained undisturbed. The key factor here is that large quantities were deposited over a short period of time, increasing the probabilities of some kernels remaining intact. Contexts in which such a scenario appears to have occurred are the fill of basal midden deposits, and deep refuse filled pits. Deeply set support post pits may also represent similar circumstances, although in profile one does not typically see a pocket of charred material at the sides of the post hole alone, but a fill pervaded by soil and charred material. This suggests that living floor material (including soil) filled the hole after the support post's removal. If this is correct, we may have evidence of routine salvaging of construction material during settlement removals, or repairs.

The majority of assemblages appear to have sparsely distributed cultigens in virtually every feature excavated. These are usually comminuted, and their numbers must be estimated by their weight. Bean and cucurbit, by contrast, are much less common in most deposits. Bean, for example is mentioned frequently in the reports of the Jesuits in the 17th century (Thwaites 1896-1901:2:21; 165, 207, 298; 5:282; 10:103; 13:41, 75,189; 15:153; 17:17; 21:195; 38:245; 40:255; 42:197; 43:183; 50:145; 54:207; 59:129; 67:213; 68:137) , but its preparation for food appears to all but eliminate it from the record at many archaeological sites. Unusual preservation, such as the accidental burning of food in areas unrelated to cooking, appears to have occurred at the protohistoric Huron Auger site (Latta 1985). This may have been responsible for the charring of one of the largest measurable samples of bean in eastern North America (Monckton 1992:

37). Similarly, cucurbit is archaeologically elusive, but is frequently mentioned in ethnohistoric reports (Thwaites 1896-1901: 2:21, 165, 207, 298; 15:153; 21:195; 38:245; 43:183; 50:145; 54:207; 59:129; 67:213; 68:137). Preparation for consumption often involved cooking them whole in ashes (Thwaites 1896-1901:10:103; 15:161-162), or cutting them into small pieces for adding to the *sagamité* (Wrong 1939:107). Interestingly, most remains recovered are in the form of seeds rather than rind. Exceptions include the Auger (Monckton 1992: 36, Plate 6) and Mantle sites near Stouffville (Monckton, in preparation) where peduncles were recovered frequently. It is important to note, however, that these instances may have involved special conditions of preservation and deposition. The absence of bean and cucurbit here is not surprising given the fact that their strong archaeological representation is relatively rare (e.g., Blake and Cutler 1982; Monckton 1992: 38).

Remains of sunflower, on the other hand, are fairly common in Iroquoian deposits, while mentioned rarely by early historic observers in the *Relations* (Thwaites 1896-1901:37:105; 65:129), or by Champlain (Biggar 1922-1936:3:50). Most remains consist of small fragments of achenes (sunflower shell). It is likely that this cultigen is better represented in the archaeological record because of its distinctive micro-morphology and durability. Beans, in contrast, are easily recognized whole, but tiny fragments of its tissue are less easily distinguished from the meats of nuts for example.

Unlike the other cultigens, tobacco is represented by extremely small and very delicate seeds. When considering the prodigious quantities of seeds this plant produces (up to a million per plant) and the frequency of ceremonial activity surrounding it (Thwaites 1896-1901:3:117; 5:113; 7:137, 139; 17:81-83, 127; 18:187; 20:187; 32:229; 38:253), it is surprising that more are not found in the archaeological deposits. As just stated, however, they are very delicate and, when charred are often hollow. Of course, given that much ceremonialism involving tobacco required 'cakes' of it to be thrown onto the fire (Thwaites 1896-1901:10:159; 13:209; 23:55), the direct flame would have incinerated most of them. Charring without complete destruction requires indirect heat by fire. Attempts to quantify and assess tobacco's importance in a community are therefore compromised by these factors.

Collected Plants

At Alexandra, raspberry, strawberry and elderberry are present in relatively low frequencies both inside and outside house contexts. This is in contrast to what has been noticed at most settlements in southern Ontario. An excellent example is the Middle Iroquoian Myers Road site, which yielded high figures for fruit (40%), rivaling that of maize (39.6 %) (Monckton 1998). Also, it has long been apparent that fleshy fruits are the greatest contributors to midden deposits on the perimeter of settlements (Monckton 1992). In contrast, the most abundant plant food remains at Alexandra are charred maize kernels, which represent around half of all seeds recovered.

While the concentrations of seeds are low in the present samples despite a reasonable cross-section of features types and number of features, fleshy fruits remains are far more durable than kernels. The relatively low frequencies of fruit may be a real indication of lower forest edge foods available locally. Note that wood charcoal here shows a strong dominance of beech which may represent undisturbed gallery forest (Figure 18).

That fleshy fruits probably were dried and stored for winter use does not obviate the probability of large quantities of fruit being consumed when in season. Strawberry is available only in early summer (June) but is only represented by a single specimen from House 3.

Other plant taxa found are also widespread in Iroquoian settlements, though in smaller numbers. The most common ones are sumac, spikenard, and cat-tail. Sumac commonly grows in disturbed areas. Ojibwa, Menomini, and Potawatomi are known to have used this in beverages, medicines, and for smoking (Smith 1933:38). The majority of sumac seeds at Alexandra were recovered from longhouse contexts. Cat-tail is

not mentioned in historical accounts but may represent what the Jesuits referred to as rushes used to cover the longhouse floors and roofs (Thwaites 1896-1901:42:205; 58:209; 59:129, 133, 155). Note that these are found mainly in interior house contexts. Only two seeds are derived from external features.

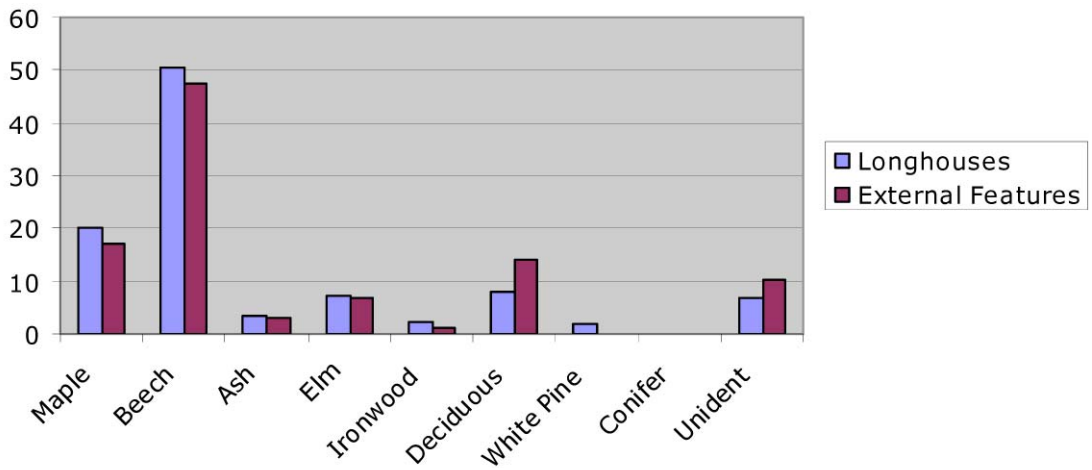

Figure 18: Wood charcoal distribution.

Greens/grains are difficult to interpret as being of economic significance at the site, though there is precedent for larger quantities of chenopod and erect knotweed elsewhere (e.g. Monckton 1992:48). These are again better represented in the longhouse features than outside, though the numbers are anything but impressive.

6.5 Summary

The Alexandra plant remains reflect a heavy dependence on maize horticulture, with some reliance on locally collected plant foods, especially fleshy fruits. This is a surprising assemblage given the relatively low frequencies of collected plants. Many other assemblages have revealed impressive quantities of fruit and other non-cultivated plants. One possible explanation offered here is that Alexandra was established in a primal forest situation with little other than introduced cultigens to depend on. The wood charcoal is heavily dominated by beech, which is unusual for assemblages in this region, and may represent an undisturbed gallery beech forest.

7.0 PRELIMINARY INVENTORY OF THE FAUNAL AND WORKED BONE ASSEMBLAGES *by Stephen Cox Thomas, Bioarchaeological Research*

7.1 Introduction

This preliminary examination was done to inventory the faunal assemblage and to evaluate its research potential. The following information should serve prospective researchers as a guide to the suitability of the Alexandra faunal assemblage for specific research objectives, and to aid in the selection of specific provenience units within the site for zooarchaeological analysis.

The first step was to identify each faunal specimen to a major zoological category including the classes Mammalia, Aves (birds), Reptilia (all were of the order Testudines, turtles), Amphibia (all were of the order Anura, frogs and toads), Osteichthyes (boney fish), and the phylum Mollusca.

The next step was to record information about analytically useful taxa that were recognized– often to species level, but sometimes to the levels of genus or family. The intention here is to provide the future analyst with (1) a general idea about the taxonomic content of the assemblage; (2) a preliminary indication of the abundance of identifiable specimens; and (3) the taxonomic diversity found in various parts of the site.

The taxonomic data are mostly provisional. Most of the inventory was conducted without use of a comparative skeletal reference collection. Thus, most taxonomic information in the Inventory Catalogue is not based on laboratory identification work. Rather it is based on tentative recognitions of species or higher level taxa. A “tentative recognition” is an initial guess; it equates to the first reference skeleton that would be checked during a full zooarchaeological analysis. Many of the identifications posited here will prove accurate. Some will not. Many specimens representing difficult but possible identifications have been overlooked. However, when a tentative recognition proves incorrect, it still indicates the presence of a potentially identifiable specimen.

The third step was to deal with the worked bone. Each worked specimen was described briefly, including pieces of manufacturing debris. These descriptions are intended to provide a general picture of the worked bone assemblage including the types represented and specimen distribution.

The assemblage contains a wealth of worked material including specimens that are both unusual and well preserved. Length measurements are provided for the following worked types: complete beads and longitudinal pieces of beads (pieces including both ends); complete rodent incisor chisels and piercing tools; complete formal awls; and certain other items. Expedient awls were usually not measured unless it seemed obvious that the entire length was represented.

In order to screen out human bone from the assemblage, all pieces of juvenile bone from medium-to-large sized mammals was carefully analyzed. This process produced identifications of several juvenile specimens from species in the medium-to-large mammal range. Some of these results provide information about the season in which the animal died, and, by inference, the season of deposition of a feature or stratum. In two cases the results increased the number of Euro-Canadian farm animal identifications.

A concerted effort was made to re-fit broken specimens. Pieces of a joined specimen were counted as a single item (and often placed together in a small self-seal bag). This reduced the specimen count originally reported by the excavator. Generally, joinable specimens were not glued together but constituent pieces were joined and hatch marks made across the break to facilitate mending.

Certain natural items and non-faunal artifacts can resemble bone fragments–fossils, oddly shaped stones, and pieces of clay pipe stem. These were excluded from specimen counts. No unusual concentration of fossils or any obvious modification to a fossil was noted which suggests that they were collected and curated by the site occupants.

The specimen counts presented here are approximate. A full zooarchaeological analysis will result in more joined specimens which will decrease the total. Trauma consequent to improper storage, transportation, and even careful handling will increase the specimen count.

Some specialized terms are used for bones and worked items. These are listed in the introduction to the Inventory Catalogue provided in Appendix 7.

7.2 Findings

General

The inventoried collection includes 5,883 specimens divided into 628 lots or specimen bags. The collection was derived from 437 individual provenience units: 85 separate features, including 6 features located within the middens; 253 midden one metre midden excavation units; and 99 post moulds. The collection as submitted for analysis was partitioned into eight major groups: features; Midden 1; Midden 2; Midden 3; post moulds; flotation samples (all from features or post moulds); a small group of worked items of special interest; and a miscellaneous group. All divisions were inventoried except for the miscellaneous group (see below).

In Table 75, the six features containing faunal material that occurred within the mapped borders of the three middens are combined with the midden assemblages.[1] It was assumed that certain midden-bounded features are "refuse filled depressions", or swales and other natural low-lying areas within a midden. Because the topsoil and artifacts in a refuse filled depression lie below plough zone depth, they remain undisturbed. Attributes used here to recognize a refuse-filled depression include large size and irregular or amorphous plan-view outlines.

Table 75: General Distribution of the Faunal Assemblage

Provenience Group	Mammal	Bird	Reptile	Amphib.	Fish	Mollusc	Class Unknown	Total	Worked
Features	1,010	108	5	4	585	30	89	1,831	71
Midden 1	176	35	30	0	76	7	13	337	23
Midden 2	197	15	2	0	13	59	23	309	7
Midden 3	1,761	178	4	9	924	64	151	3,091	98
Post Moulds	125	31	0	1	103	35	20	315	19
Total	3,269	367	41	14	1,701	195	296	5,883	218

[1] These include Features 226, 276, 290, 324, 326, and 328. Part or all of any one of these features might possibly be cultural. An overlapping cluster of cultural features can appear as one unusually large feature with an irregular plan view. Also, the shape of a cultural feature can be severely distorted by woodchuck burrowing or a tree fall. If a midden-bounded feature is found to be an intentionally-dug cultural feature, it is best to consider its contents separately from the surrounding midden.

The refuse-filled depression is not, therefore, an intentionally created feature like a hearth or a storage pit. Instead it might be regarded as the lowermost extension of a midden, and so would contain the lowermost midden deposits.

The faunal material contained by midden-bounded features is substantial, but the amount encompassed by each midden varies considerably:

- Midden 1: 34% (n=105) came from three features: F324 F326 and F328
- Midden 2: 13% (n=41) came from Feature 226.
- Midden 3, 47% (n=1,459) came from two features: F276 and F290

Bone Preservation

Areas of better bone preservation may receive a higher priority for analysis. In such areas one expects less selective preservation bias against taxa with less durable remains.

One can get a rough idea of the bone preservation conditions within general areas of a site by examining the ratio between the most fragile, ephemeral faunal remains and the most durable, long lasting faunal remains. This preservation ratio considers the ratio of fish and amphibian remains to mammal and turtle remains rounded to the nearest whole integer. Preservation ratios throughout the site range from an unfavourable low of 1 to 15 to a favourable high of 1 to 1:

1 to 15 for Midden 2 with its internal features
1 to 3 for Midden 1 with its internal features
1 to 2 (approximately) for Midden 3 with its internal features, and the combined assemblage from all non-midden features
1 to 1 for the combined assemblage from all post and support post moulds

This method assumes that various types of faunal remains were originally deposited in roughly equal amounts across the site so that each evaluated entity has received deposits from a broad range of activities. This assumption is probably acceptable given the very gross level to which it was applied–that is comparing entire middens and the pooled assemblages from large numbers of features and post moulds.

Our preservation ratio is best applied to broad provenience types because preservation quality will vary considerably among the squares of an individual midden and between individual features. It can probably also be usefully applied to individual middens and large midden-like features, and possibly to clusters of features with sizable cumulative specimen totals. “Midden-like” connotes deposition over a substantial period of time generated by a multiplicity of activity types. The presumption of heterogeneous deposition is unlikely to hold up at the level of the average individual pit feature.

One way to get an indication of the best preservation conditions found in specific parts of the site is to examine the distribution of fish scales. Fish scales are among the most delicate of faunal elements so they tend to persist only where the soil chemistry is the least acidic and where mechanical disturbance has been minimal. Also, being small and delicate, the presence of fish scales in an assemblage attests to superior quality of excavation.

Fish scales occurred in thirteen lots from Features 174 and 336, Middens 2 and 3, and a support post:

- F174, 550-235
- F336, 460-200 / L2, Living Floor, Q-2 (Flotation Sample)
- MIDDEN 2, 536-168 / PZ
- MIDDEN 3
  - 487-164 / L2
  - 489-161
  - 490-159 / PZ

494-163 / PZ
F290 (?), 490-160 / Fill, Q-4 (Flotation Sample)
F290 490-165 / L1
F290, 490-165 / Q-6
F290, 490-165 / Fill, Q-6 (Flotation Sample)
F290, 490-165 / Fill, Q-7

- Support Post 44, 550-240

This method will not pick out every area with superior preservation because it is unlikely that fish scales were deposited uniformly across the site. However the method is useful for those sites characterized by substantial fishing activity, and the size of the fish assemblage suggests that this would be true of Alexandra.

Commonly Observed Mammal Taxa

Please note that expressions of abundance given below are not specimen frequencies but ubiquity scores–that is the number of lots in which a taxon is tentatively recognized. These scores are tallied on the basis of specimen lots (specimen bags) rather than individual features and midden squares. Furthermore, the lot is not a uniform unit. A single midden square with a plough zone and a basal layer might have just two lots of specimens. Any particular feature may have more or less soil volume than any particular midden square, but if it has both a fill and a basal layer, and if it was excavated in quadrants, it might produce eight lots. Furthermore, a single provenience unit that was excavated over the course of more than one day would probably have a separate lot (or specimens bag) for each day.

White-tailed deer (*Odocoileus virginianus*) was the most frequently recognized mammal species. It occurred in 171 lots, or just over one-quarter of the total. The next two most frequently recognized taxa were about half as ubiquitous as deer. Probable dog (*Canis* cf. *familiaris*) and dog or wolf (*Canis* sp.) specimens occurred in 88 lots, or 14% of the total. Gray squirrel (*Sciurus carolinensis*) specimens were recognized in 73 lots, or 12% of the total.

Among the more prominent minor mammal taxa are woodchuck (*Marmota monax*), recognized in 26 lots (4%); beaver, recognized in 20 (3%); leporids, either snowshoe hare or cottontail rabbit (*Lepus canadensis* or *Sylvilagus floridanus*), recognized in 10 (1.6%); and muskrat (*Ondatra zibethicus*) recognized in 9 (1.4%).

Some of the woodchuck remains are probably intrusive while others undeniably reflect cultural activities of the original site occupants. The best example of the latter is found in Feature 193 (525-215) followed by Feature 192 (525-210). Feature 193 contained 335 mammal bones, most of which are woodchuck. In this assemblage are represented the major portions of two woodchucks and part of another. All body areas are represented. Feature 192 included much of the anterior half of another woodchuck. No bones from either substantial assemblage of woodchuck remains bore cut marks, perimortem breaks, traces of animal alteration, or burn marks. It seems unlikely that they represent food processing events. It is more likely that these assemblages as represent woodchucks that died in their boroughs (cf. Thomas 1998:153-154). They may have failed to survive hibernation over an unusually difficult winter or because winter overtook them while they were in poor condition. Alternatively, they may be the product of a Euro-Canadian farmer's pest control efforts.

The balance of woodchuck remains resembles the remains of other subsistence species. They are scattered in small amounts per provenience unit, and some bear burn marks or gnaw marks. A few mandibular incisors have been modified into implements.

Chipmunk (*Tamias striatus*) remains were noted in 28 lots. This figure may exaggerate their cultural importance because, as a burrowing animal, some chipmunk remains probably represent in-situ deaths. Furthermore, the remains of animals in this size range and below may represent gut contents of more securely documented subsistence resources such as *Canis*.

Other mammal species recognized include: a shrew (probably *Blarina brevicauda* or *Sorex* sp.; red squirrel (*Tamiasciurus hudsonicus*); red or gray fox (*Vulpes vulpes* or *Urocyon cinereoargenteus*); raccoon (*Procyon lotor*); American brown bear (*Ursus americanus*); long-tailed weasel (*Mustela frenata*); fisher (*Martes pennanti*); and moose (*Alces alces*).

Commonly Recognized Fish Taxa

The autumn-spawning species represented here comprise an interpretively significant functional group. It includes species which may be taken in harvest-level quantities, and which are characterized by unusually high nutritional values relative to other common fish species–pike and muskellunge, the suckers, the catfish, the black basses, the sunfish, yellow perch, and walleye.

At least one of the four autumn-spawning fish species was recognized in 75 lots, or 12% of the total. The remains consisted primarily of vertebrae distributed in small numbers throughout the assemblage. No sufficiently large concentrations were noted to suggest a major processing or consumption event. To the contrary, the diffuse distribution pattern is what one might expect for the decentralized use of a stored resource that had been processed mostly off-site, and that was consumed in increments over a prolonged period of time.

The most abundantly occurring taxa in this group are two primarily lacustrine species: the lake trout and lake whitefish (*Salvelinus namaycush* and *Coregonus clupeaformis*). Efficient exploitation of these salmonid species requires both lacustrine transportation and sophisticated net fishing technology. Remains of lake trout, lake whitefish, or both were recognized in 62 lots, or 10% of the total.

Less abundant were remains of the Atlantic salmon (*Salmo salar*), another salmonid species, and the American eel (*Anguilla rostrata*). This second set of species differs from the first in that they could be most efficiently caught during their fall migrations in major inland watercourses. These species could possibly have been procured close to the site, in Highland Creek, without the costly watercraft and large nets required to harvest lake trout and lake whitefish. Remains were recognized in 23 lots, or only 4% of the total.

Among the American eel specimens were some cranial bones. They may reflect procurement of eels close to the site. Fish subject to processing for long distance transport tend to be de-headed.

It should be noted that anterior lake trout trunk vertebrae can be confused with Atlantic salmon vertebrae. Therefore, some of the anterior trunk vertebrae ascribed here to Atlantic salmon may actually be attributable to lake trout.

The second group of fish taxa considered here include those that spawn in the spring and early to mid-summer. Some might have been procured in harvest-level quantities during their spring spawning migrations, although part of this subset would have been available in smaller quantities throughout the rest of the fishing season. Other taxa lack a pronounced seasonal migratory pattern and would have to be procured on an opportunistic basis in incremental amounts.

Sucker (*Catostomus* sp.[3]) and bullhead (*Ameiurus* sp.) bones are the most ubiquitous non-salmonid remains, recognized in 10% and 7% of the specimen bags, respectively. The white sucker (*Catostomus commersoni*) is the most common species of sucker in southern Ontario. The brown bullhead (*Ameiurus nebulosus*) is the most common catfish in most tributaries of Lake Ontario. These are shallow water species resident throughout much of the major creek and river systems feeding Lake Ontario.

Sunfish (primarily *Lepomis* sp.[4]) and yellow perch (*Perca flavescens*) were recognized in 5% and 4% of the specimen bags, respectively. These species are generally found in deeper waters than the brown bullhead and smaller white suckers. They could be found along the Lake Ontario shore in bays. It is possible that they could have also been procured closer to Alexandra, in the slow flowing waters of larger pools and in low-gradient downstream stretches of Highland Creek.

Suckers and yellow perch would have been most efficiently caught in the spring when they migrate upstream to spawn. However, for the rest of the fishing season white suckers and yellow perch would still be available in suitable habitats, probably within the immediate catchment area of the site.

Bullheads and sunfish are not as susceptible to mass capture techniques as are the salmonid species, and the white sucker and yellow perch, discussed above. Bullheads do become more mobile during spawning season, but they and sunfish are not noted for the population shifts characteristic of white suckers and yellow perch. Nor is schooling characteristic of mature individuals. Therefore, these taxa are more indicative of a long term, opportunistic, incremental fishery (Thomas 1996c:13 ff).

Other recognized fish taxa include sturgeon (almost certainly the lake sturgeon, *Acipenser fulvescens*), gar (almost certainly the longnose gar, *Lepisosteus* sp.), bowfin (*Amia calva*), and black bass (*Micropterus* sp.).

Bird Specimens

Information for birds (class Aves) was recorded in less detail than information about mammals and fish. Among the taxa recognized were possible Swan (cf. *Cygnus* sp.); duck (subfamily Anatinae, probably including bones from surface feeding ducks, tribe Anatini, and diving ducks, tribe Aythyini); a hawk (order Falconiformes) in the red-tailed hawk (*Buteo jamaicensis*) size range; ruffed grouse (*Bonasa umbellus*); possible turkey (*Meleagris gallopavo*); passenger pigeon (*Ectopistes migratorius*); and a woodpecker (family Picidae). A number of bones from birds in the large size range were noted. These did include turkey. It is logical that among these would also be Canada goose (*Branta canadensis*), and possibly sandhill crane (*Grus canadensis*).

The passenger pigeon (*Ectopistes migratorius*) is the one species that was monitored closely because of its bearing on seasonality. The species was noted in 12 lots derived from Features 98, 192, and 322; Midden 3 including three separate squares and two separate sections of Feature 290, which is inside of

[3] Suckers, properly speaking, include members of sucker family, Catostomidae. The white sucker is the most ubiquitously distributed member of this family in southern Ontario (Mandrak and Crossman 1992:74–85). It is the most commonly identified sucker in southern Ontario archaeological assemblages, in my experience. Other suckers which I have identified in archaeological collections in the Lake Ontario drainage include the longnose sucker *C. catostomus*) and the redhorse suckers (*Moxostoma* sp.), but these are less common. For the sake of simplicity, I refer to all sucker specimens as if they were all white sucker.

[4] Technically, the term "sunfish" refers to all members of the family Centrarchidae. Species resident to the Lake Ontario basin in southern Ontario include the rock bass (*Ambloplites rupestris*), various species of *Lepomis*, the large- and smallmouth basses (*Micropterus salmoides* and *M. dolomieu*, referred to collectively as the black basses), and the white and black crappies (*Pomoxis annularis* and *P. nigromaculatus*). For our purposes here, I generally use the term sunfish for members of the genus *Lepomis.* The pumpkinseed (*L. gibbosus*) is the most ubiquitous member of the genus *Lepomis* in the northern Lake Ontario drainage (Mandrake and Crossman 1992:135–140).

Midden 3; and in four separate post moulds. Passenger pigeon bones with juvenile characteristics should allow for a more precise season of death estimate than do bones from mature individuals. They were noted in Feature 98 and in two post moulds.

Reptile Specimens
All reptile remains were of the subfamily Emydidae, family Testudinidae, the box and water turtles. The impression is that map turtle (*Graptemys geographica*) remains were most common, although Blanding's turtle (*Emydoidea blandingi*) and possibly other species were noted.

Amphibian Specimens
Very few amphibian specimens were noted, and all were frogs rather than toads. The only species noted was bullfrog (*Rana catesbeiana*), recognized on the basis of size. Some medium-sized frog bones were noted, in the leopard frog range (*Rana pipiens*), as well as some small-sized bones. It is possible that some of the frog bones, particularly the smaller ones, may have been gut contents of predatory fish or carnivores such as raccoon, mink, and fisher.

Mollusc Specimens
Mollusc remains were noted in almost 200 lots. The dominant group in the subsistence species category is freshwater mussel, family Unionidae. Unfortunately, freshwater mussel shells tend to deteriorate readily and most of the remains consist of small, unidentifiable flakes fragments. Potentially identifiable specimens were noted in only seven lots.

Small *Marginella* shells, presumably from Atlantic and Gulf coastal parts of the United States, were found in three lots.

Euro-Canadian Livestock Species
Because of the significance of Euro-Canadian livestock remains to site formation processes, and to implications of disturbance to and contamination of the precontact faunal assemblage, comparative reference material was used to identify potential farm animal bones. Non-taxonomic indicators of Euro-Canadian livestock remains include cut marks characteristic of iron tools, most particularly the bone saw.

Four specimens were identified as of Euro-Canadian origin on the basis of morphology or an attribute of alteration:

- Midden 1 unit 496-249 / PZ, a premolar from either an ox (*Bos taurus*) or from a cervid larger than white-tailed deer. The taxonomic identity is unconfirmed, but it seems likely to be attributable to an ox because deer bone was common in the assemblage and only one specimen from a larger cervid was noted.
- Midden 3 unit 485-164 / PZ, an early juvenile pig fibular tarsal (calcaneus). Taxonomic identity was confirmed.
- Midden 3 unit 488-167 (no stratum), an early juvenile pig metapodial. Taxonomic identity was confirmed.
- Midden 3 unit 493-159 / PA, a large Euro-Canadian domestic farm animal bone which may not be identifiable to species. The taxonomy is moot, however, because it bears a cut by a bone saw which is characteristic of material deposited in the 19th century or later.

The amount of identified recent Euro-Canadian livestock material is trivial, and seems to indicate minimal contamination of the original faunal assemblage. The data indicate very light disturbance that may form an ephemeral band across the southern portion of the site from Midden 1 to Midden 3.

Worked Specimens

Table 76 presents the distribution of the four most common worked bone types: beads, awls, perforated phalanges, and beaver incisor chisels. The figures in the unshaded columns show the number of lots or specimen bags in which at least one example of the type occurs. (In Table 76, the lot totals usually equate to a single provenience unit.) These figures indicate the ubiquity of the four artifact types. A column with the number of lots for each major provenience group is provided for comparison. The shaded column presents specimen totals (artifact frequencies) for each major provenience group.

Table 76: Distribution of Selected Worked Types

The figures in the unshaded columns indicate the number lots (specimen bags) in which one or more specimens of a particular artifact type are found. The shaded, right-hand column presents totals of all individual worked specimens.

Provenience Group	Beads & Tubes*	Awls**	Perforated Phalanges	Beaver Incisor Chisels	Total of All Specimen Lots	Total of Individual Specimens
Features (Non-Midden)	22	19	5	0	216	71
All Middens & Features Within Middens	40	21	12	6	307	128
Midden 1 Subtotal	*7*	*3*	*3*	*1*		*23*
Midden 2 Subtotal	*2*	*1*	*2*	*0*		*7*
Midden 3 Subtotal	*31*	*17*	*7*	*5*		*98*
Post Moulds & Support Posts	3	7	2	4	100	19
Total	65	47	19	10	623	218

* For our purposes here, we have not differentiated tubular long bone beads, long bone tubes and shell beads. This category includes bead manufacturing debris (usually sawn off ends of long bones) and bead manufacturing failures (usually pieces of broken bead with unfinished ends, no cord wear on inner surfaces and sometimes remaining unbroken trabecular structures.

** No effort has been made to differentiate ordinary awls from bodkins (especially robust pointed implements which may not have functioned as perforators), and delicate implements with flat, blunt points that could have functioned as netting needles.

Beads are the most commonly occurring artifact type in the assemblage, and were observed in 65 of 623 lots (e.g., Plate 38). As used here, "bead" is a general category subsuming several otherwise independent types: tubular beads made from sections of bird and mammal long bone, discoidal shell beads, perforated *Marginella* shell beads, and sections of large bird or medium to large mammal long bone that sometimes are classified as "tubes". As well, for convenience, bead and tube manufacturing debris and manufacturing failures have been incorporated into this category.

Plate 34: Selected bone beads (A-E), perforated phalanges (F, G, and I) and unidentified tool fragment (H).

Beads made from imported marine shell occurred in four loci. Perforated *Marginella* shells were found in Feature 250, a central pit feature in House 10; Feature 306, a semi-subterranean sweat lodge in House 13; and a square in Midden 3. Illustrations of perforated *Marginella* shells similar to or identical with the ones in this collection appear in archaeological publications from Ontario (cf. Lennox and Fitzgerald 1990: Plate 13:20 E) and New York State (cf. Sempowski 1989:

Plates 12b, 16a). A discoidal shell bead, probably made from marine shell, was found in a one metre unit in Midden 3.

Two tubular bird bone beads have incised longitudinal slots which penetrate the bone cortex. These were both found in Feature 97, in L1 of Quadrant 1 and L2 of Quadrant 3.

Awls comprise the second most common artifact category (e.g., Plate 39). One or more awls were observed in 47 lots.

Mammal bone awls were noted in 39 lots while bird bone awls were noted in 10. This category includes any pointed object that appears to have been used in the hand. It includes heavy-duty and light-duty tools including objects that might be assigned to other categories.

Compared with the distribution of beads, there may be a greater tendency for awls to be located in features than in midden contexts.

Two unusual awls or awl-like objects stand out. A flat, perforated netting needle-like tool was found in Post 7 in unit 495-205. It had been painted or tinted on both sides with spiraling diagonal stripes. Only one end survived, broken at the central perforation. Another flat awl was recovered from Feature 97 / L1, Quadrant 1. An entire specimen measuring 99 mm long, it was decorated with inscribed transverse and diagonal lines.

Axially perforated phalanges of various subtypes were found in 19 lots (e.g., Plate 38). Most are deer phalanges, but other species were noted. There may be a slight tendency for these to occur more often in midden than in feature contexts.

Plate 35: Selected awls and perforating tools.

Five perforated phalanges are of special interest because of unusual decorative features, slot-like modification, or unusual species:

- A perforated proximal moose phalanx was found in Support Post 3 in N525-E210.
- A perforated deer phalanx with transverse stripes on the extensor surface was found in Feature 70 on the living floor.
- A perforated deer phalanx formed into a wedge shape by flattening on the extensor and flexor surfaces and with transverse stripes on the extensor surface was also found in Feature 70 on the living floor.
- A perforated bear phalanx, flattened on the extensor and flexor surfaces had been painted or tinted with transverse stripes, and a longitudinal slot had been cut in the extensor surface. This was also found in Feature 70 but in an unknown stratum.
- A perforated deer phalanx with a longitudinal slot incised into the flexor (volar) surface was found in unit 495-249 of Midden 1.

Beaver incisor chisels figured prominently among the less frequent types. Eight were identified in eight separate lots. Six were found in midden and two in post mould contexts. Double-ended specimens were found in unit 496-165 of Midden 3, and in Post 4 of unit 560-240. Nine unmodified beaver incisor fragments were noted. Future analysts should compare, under magnification, any occlusal surfaces with naturally worn occlusal surfaces.

Woodchuck incisor chisels or perforating tools were noted in three lots. The most interesting specimen was an expedient perforating tool made from a woodchuck mandible found in Post 35 of unit 500-205. The angle and ascending ramus of the mandible had been removed by controlled breakage and the broken edges smoothed slightly. The occlusal edge of the incisor was modified and there is prehension wear on the mandible. A longitudinal groove on the mandibular body may be from removal of soft tissue.

A mammal bone projectile point was found in Feature 192, on the living floor in the southwest quadrant. The blank for this side notched point had been an elongated isosceles triangle with a slightly contracting base. The point is 55 mm long.

A hand held deer scapula hoe or trowel (Plate 40) was found in Section 3 of Feature 290, a large refuse filled depression in the middle of Midden 3. The medial rim of the glenoid condyle is beveled, possibly to make the grip more comfortable. There are several amorphous zones of polish on the distal half (the glenoid end) which could have been caused by prehension wear. There is no polish or wear patterning that would suggest that the scapula was lashed or bound to a haft. There is extensive perimortem breakage on the proximal end (the vertebral border). This suggests that this part of the scapula was subject to physical stress, possibly during the use life of the implement. The modification, polish, and breakage pattern appears to be consistent with the use of the scapula as a hoe or digging tool.

Plate 36: Deer scapula hoe or trowel.

A dog radius implement of unknown function was found in Feature 168, a semi-subterranean sweat lodge in House 7. The specimen is almost complete but was damaged by excavation. The proximal condyle, or radial head, is present. The epiphyseal surface of the unfused distal condyle is slightly smoothed, as if use wear occurred after the condyle was removed. The somewhat flat caudal surface of the shaft was removed by longitudinal and diagonal grinding. In cross-section, this left sharp edges along the medial and lateral sides of the shaft. The sharpest areas seem to be in the centre of the slightly concave lateral side and the distal quarter of the medial side. There is not much use-related wear, although there seems to be smoothing on the concave edge of the lateral side associated with the sharpened edge area. There seems to be some general or diffuse smoothing of the bone ends suggesting prehension wear. The lack of advanced wear

restricts speculation about function, and suggests that the implement was broken or discarded soon after manufacture.

The general shape and the creation of the sharpest side edge on the incurvate lateral border of the radial shaft suggest a mode of use similar to a two-handed draw knife. This conjecture is consistent with the possible prehension wear at the ends of the radius. One possible function might be a fleshing tool.

7.3 Provenience Units of Note

Feature 65
This large, irregular feature outside the western end of House 3, yielded a respectable bone assemblage. Noted were at least five dog elements from at least two individuals; a complete large bird ulna and radius, possibly from the same individual which could have been a large male Canada goose (*Branta canadensis*); and passenger pigeon.

Feature 70
This semi-subterranean sweat lodge in House 2 yielded only 17 faunal specimens, but 12 are worked.

Feature 124
This semi-subterranean sweat lodge in House 5 yielded 88 specimens of which four are worked. Much calcined bone was noted. The basic taxa mix included 47 mammal, seven bird, and 34 elements not identified to zoological class. The amount of burned bone suggests that the assemblage might be derived largely from redeposited hearth contents.

Feature 138
This semi-subterranean sweat lodge in House 5, directly across from Feature 124, yielded 109 specimens. Ninety-nine mammal specimens include deer, *Canis* and a mustelid. The deer component includes head, trunk, major long bone and distal appendicular elements. At least two individuals are represented. Much of the bone is calcined.

Feature 164
This large pit feature, just beyond the southwestern end of House 7, produced 414 specimens. The propensity towards fish over mammal and bird bone (363 to 43) indicates favourable preservation. Among the fish, cranial bone are the remains of bullhead, sunfish, and yellow perch as well as a small esocid, either young pike or mature grass pickerel (*Esox lucius* or *E. vermiculatus*), both of which would live in a slow moving, shallow water habitat. These species, if they were all procured together, suggest a pattern of opportunistic, inland fishing targeting smaller fish, perhaps using fish trap technology.

The fish vertebra assemblage included the aforementioned taxa as well as smaller numbers of lake trout, lake whitefish, and American eel. It may be that the modest numbers of salmonid vertebrae are more consistent with a pattern of prolonged incremental consumption of a stored resource rather than a major procurement or consumption event (cf. Thomas 1996a:119–124).

If the impression of a relative scarcity of sucker remains in this feature are accurate, it would be unusual and worth further analysis. The white sucker is particularly widely distributed in southern Ontario (Mandrak and Crossman 1992:76). Sucker remains usually comprise between 10 and 25 percent of the identified fish cranial bone specimens in assemblages from other Pre-Contact sites in the Lake Ontario drainage.

The preponderance of thermal altered specimens in the mammal component suggests that they were derived from hearth cleaning events. This may have raised the soil pH, thus enhancing bone preservation.

Feature 168
This semi-subterranean sweat lodge in House 7 produced a small, mammal-dominated assemblage including the remains of deer, dog, woodchuck, and beaver. The most remarkable aspects of the assemblage are the dog radius implement described above, and the crushed remains of a formal, heavy duty implement.

Feature 181
This semi-subterranean sweat lodge towards the southwest end of House 7 produced a modest assemblage (n = 45) from 10 various specimen lots. Burned specimens figure prominently, including three calcined fish bones. Mammal taxa include deer, dog, muskrat, and a mouse or vole-sized rodent. Of interest among the fish specimens is an American eel cranial bone. Other fish taxa include bullhead, bowfin, and possibly sucker and sunfish. Except for the eel bone, the fish group suggests an incremental, opportunistic warm weather fishery using passive procurement methods.

Feature 192
This semi-subterranean sweat lodge in the central portion of House 6 produced 132 specimens. The most prominent aspect of this assemblage is a large portion of what seems to be a single woodchuck carcass concentrated in the fill of Quadrant 2. Body portions represented include the head, neck, anterior trunk, and pectoral limbs. The individual was larger and more mature than is typical of most skeletons in comparative reference collections. No cut marks or other evidence of cultural alteration were observed. The material may represent an intrusive, in-situ death of a woodchuck that had constructed a burrow in the relatively soft earth of a cultural feature. The posterior portion of the carcass may have been destroyed by ploughing.

A side-notched, isosceles triangular bone projectile point described above was found on the living floor in the southwest quadrant together with a complete, blunt-tipped awl made from the distal half of a dog fibula, 94 mm long.

Other taxa noted in this feature include beaver, chipmunk, dog, fox, deer, passenger pigeon, a turtle (an identifiable element), lake trout, Atlantic salmon (five vertebrae), bullhead, and sunfish.

Feature 193
Located in unit 525-215, this feature contained a possible in-situ death assemblage of three or more woodchucks. It is not regarded as a cultural feature associated with House 6, in which it was found.

The comprehensive body portion representation, the presence of many small, delicate bones which are likely to be destroyed during food processing, and the lack of any readily observable traces of cultural alteration are consistent with an in situ mortality event. Body portions represented include: head, all divisions of the vertebral column, ribs, and the pectoral and pelvic limbs including small manus and pes bones. No cultural alterations, cut marks or burns, were observed. While it is possible to skin and butcher a woodchuck-sized mammal without leaving cut marks on the bones, if these animals had been processed for food one would expect at least a few visible cuts on an assemblage of over 300 bones. Nor were carnivore gnaw marks noted. Gnaw marks, primarily from dog-sized carnivores, are common on subsistence bone from this site.

Their relatively large size and mature age sets these individuals apart from the reference skeletons in the University of Toronto's Howard G. Savage collection and the ROM's Vertebrate Palaeontology collection, both of which are dominated by relatively immature individuals.

The contents of this feature seem to be a natural deposit of the remains of animals that had died in their burrow, possibly due at least partly to hibernation stress. A pathology was observed: the proximal end of one humerus seems to lack a head and neck, and the remaining proximal end is characterized by a severe proliferation of reactive bone growth as from osteomyelitis.

Feature 198
This feature is a semi-subterranean sweat lodge in House 6. The assemblage consists of only 33 items, all mammal and bird. The major point of interest is a group of three awls found on the living floor in the southeast quadrant. When a group of apparently functionally related implements are found in association, one is tempted to think in terms of tool kits and work areas. Also found in the same context was a bird bone bead. A perforated deer phalanx was found on the surface of the southwest quadrant.

Features 276 and 290
See Midden 3.

Feature 328
See Midden 1.

Feature 336
This feature is the central semi-subterranean sweat lodge in House 14. The modest assemblage (n = 45) is notable for the bird bone total (n = 19, close to 40% of all faunal specimens), and for the occurrence of some uncommon taxa. A cluster of 12 bird bones was recovered from L1 of Quadrant 3. Taxa tentatively recognized include red squirrel, dog, fisher, and ruffed grouse. Among fish cranial bone were bullhead, and possibly black bass. Among the fish vertebrae were a large salmonid, and pike or muskellunge (*Esox* sp.). An identifiable fish scale was also recovered.

Feature 345
This feature yielded 23 faunal specimens from 6 subunits. A group of three awls found on the living floor in the northeast quadrant:

- Heavy-duty awl, handle and taper section, almost certainly made from a deer metapodial, proximal and distal breaks are perimortem
- Formal awl, major portion, delicate styloid tip, 68 mm long
- Expedient awl, handle and taper section, probably with a delicate styloid tip, all breaks are recent

Because the three awls were found in close proximity on the living floor, it is possible that they reflect an activity carried out in or next to the feature before it was filled in, and that they were part of a tool kit. A fourth worked item, a distal end of a perforated deer phalanx which appears to have been partially digested by a carnivore, was found in the fill layer of the northwestern quadrant.

The subsistence bone sample consists of only 13 mammal and 6 fish specimens. Mammal taxa recognized include deer, gray squirrel, and dog. Fish taxa include yellow perch and a member of the pike family.

Midden 1
Midden 1, exclusive of internal features, produced 232 specimens from 54 separate one-metre squares packaged in as many lots, all of which represent plough zone contexts. The preservation ratio (fish and amphibian to mammal and turtle remains) is roughly 1 to 4 (37:158).

Three features within Midden 1– Features 324, 326, and 328– produced a combined total of 105 specimens. The preservation ratio, 1 to 1.2 (39:48), suggests substantially better preservation conditions

than found in the midden excavation units (see the discussion of the plough zone and L1 component of Midden 3).

Turtle remains accounted for just over 11% of the assemblage total (n = 26). This amounts to roughly three-quarters of the turtle specimens found throughout the site. These figures may reflect an actual depositional difference between Midden 1 and the other two middens because turtle remains, generally as durable as mammal remains, would not be subject to selective destruction as would be fish, amphibian, and even bird remains.

Feature 328 was a large, irregularly shaped feature located in the northern end of Midden 1. It may offer the best view of the faunal material originally deposited in Midden 1 because of superior bone preservation.

Measuring approximately 1.5 by 4.5 m, it was the largest feature in that midden. It appears to have been a natural refuse-filled depression containing undisturbed material which would be among the earliest deposits in the midden. Excavated in four units, it produced 71 faunal specimens. This is more than twice the combined total from Features 324 and 326, two lesser features in Midden 1. Fourteen specimens came from a single flotation sample. The preservation ratio, approximately 1 to 1.5 (23:34), suggests much better preservation than that found in the excavated one metre units in the midden.

Among the most abundant mammals are deer and dog, and then beaver, gray squirrel, and chipmunk. A long-tailed weasel mandible was noted. Bird bones include ruffed grouse and some other identifiable specimens.

Fish are reasonably well represented. This feature may offer the best available look at fish in Midden 1 due to a combination of fairly good preservation and sample size. Taxa represented by cranial bones include sucker and yellow perch. The vertebra assemblage includes lake whitefish, Atlantic salmon, bullhead, and yellow perch.

Seven worked items were found including: a complete bird tibiotarsal awl with a delicate, oval cross-sectioned tip, 62 mm long; a beaver incisor chisel; and two perforated deer phalanges. Beads, the most common type in the worked bone assemblage, are entirely absent– except for one piece of bird bone bead manufacturing debris.

Midden 2

Midden 2 produced 268 specimens derived from 39 separate one-metre squares and packaged in 44 lots. The poor preservation ratio, close to 1 to 24 (7:166), suggests suboptimal faunal preservation conditions.

Relatively speaking, there were more excavation units that did not contain faunal material than was the case for the other middens. Proportionately fewer turtle remains were encountered. The impoverished fish assemblage consists of a gar (*Lepisosteus* sp.) dermal plate, sucker and walleye vertebrae, and, unexpectedly an identifiable scale. The scale may signal an area of superior faunal preservation. It came from 536-168 / PZ, a unit that produced the most faunal specimens (21) in the midden. An adjacent unit, 537-167 produced the next highest total (16).

Feature 226 was an irregular-shaped feature measuring approximately 6 by 1.5 metres, and appears to have been a refuse-filled depression. It occupied parts of at least ten, one-metre units but produced only two lots of faunal material. Both, including one flotation sample, are attributed to a single five-metre square (535-165).

Only 41 specimens were recovered. The preservation ratio is close to 1 to 7 (5:34). This may suggest better preservation than found in the plough zone units of the midden. Mammal remains include a badly fragmented cervid atlas vertebra, two dog foot elements, and a tibia from a chipmunk-sized mammal. Bowfin, represented by a vertebra, is the only recognized fish taxon. No bird taxa were recognized, nor were any turtle or amphibian remains tallied. No worked bone was noted.

Midden 3

The largest and most prolific of the three middens, Midden 3 produced a total of 1,632 specimens in 180 lots from 159 separate one-metre units. The preservation ratio is approximately 1 to 7.5 (161:1,205). Eighty-one worked specimens were recovered.

The predominant mammal taxa in Midden 3 are deer, dog, and gray squirrel. Other taxa include fox, beaver, as well as chipmunk and woodchuck, at least some of which may be intrusive. One would expect a wide range of bird taxa including passenger pigeon, ruffed grouse, a large hawk and others. Fish remains include a ubiquitous, thin scatter of salmonid vertebrae including lake trout lake whitefish and, less frequently, Atlantic salmon. Among the non-salmonid taxa, sucker may be the most frequent followed by bullhead, yellow perch, and then sunfish. Other taxa include sturgeon, bowfin, American eel, black bass, and walleye.

Features 276 and 290 are the only features within Midden 3 in which faunal material was found. Together they yielded 1,459 specimens. The pooled preservation ratio for both features is roughly 1 to 0.7 (772:560), suggesting favourable conditions for bone preservation. These features, which appear to be undisturbed portions of Midden 3, would seem to provide the best idea of the Midden 3 assemblage before it was impacted by Euro-Canadian ploughing. As such they offer the most faithful view of the subsistence activities which contributed to the midden. Seventeen worked items were found in these features.

Feature 276 was a large, irregularly shaped feature occupying parts of nine one metre units within Midden 3. It was excavated by the metre square rather than by numbered sections as was Feature 290. It produced 156 faunal specimens. The one-to-one preservation ratio (74:70) suggests favourable preservation conditions. The most significant subunit appears to be 490-160 / L3 which produced approximately two-thirds of the feature assemblage. (The largest lot in this subunit is a flotation sample.)

This feature produced a broad range of taxa including gray squirrel, deer, beaver, dog, chipmunk, at least two identifiable bird species, small frog (which may represent gut contents), lake trout, a small esocid, sucker, bullhead, sunfish (*Lepomis* sp.), and possible black bass (*Micropterus* sp.). The fish assemblage, particularly the cranial bone sub-assemblage, seems to suggest a generalized, opportunistic warm weather fishery.

Only four worked bone specimens were found including a raccoon ulna awl, a perforated deer phalanx, a bird bone bead and a piece of manufacturing debris.

Feature 290 was a very large, irregularly shaped feature which occupies all or parts of 17 squares. It was divided into seven numbered subunits. This feature produced 1,303 faunal specimens. A preservation ratio on the good side of one-to-one (698:490) and the presence of fish scales in five lots strongly suggest favourable bone preservation conditions. The major subunits are 4, 6 and 7. Together these yielded approximately two-thirds of the total assemblage. (These were the subunits that included flotation samples.)

Mammal taxa include deer, dog, and gray squirrel. Also, a number of calcined woodchuck bones were recovered. The head and the pectoral and pelvic limb areas are represented.

This deposit offers an opportunity to learn a great deal about fishing activities carried out at the site. Almost 700 fish elements were recovered. Of these, roughly 150 came from flotation samples. Undiagnostic spine and miscellaneous small fragments tend to be over-represented in fish remains from flotation samples. It is estimated that 125 to 230 specimens might prove to be identifiable to a useful taxonomic level.

Fish taxa represented by cranial bone include bullhead, sunfish, sucker and yellow perch. Also present are smaller amounts of sturgeon, bowfin, American eel, and small esocid remains. Taxa represented by vertebrae include lake trout, lake whitefish, and sucker with small amounts of Atlantic salmon, bullhead, black bass, and walleye.

Post Moulds

Faunal material was found in 99 post moulds from 57 five-metre recording units. Only two have more than one lot of faunal specimens. Two of the lots are flotation samples. There are nineteen worked specimens in the post mould assemblage. No post mould produced more than one worked item.

Generally, yields from post moulds were small. Only four had ten or more specimens:

- 475-175, P. 004
- 475-175, P. 049
- 495-190, P. 038
- 505-195, P. 005

The pooled assemblage from all post moulds consists of 315 specimens, close to 5% of the site total. The preservation ratio, 1 to 1.2 (104:125), is relatively high.

It is likely that in most cases, a post mould assemblage consists of refuse located in wall areas that came to fill a void left after a post had been removed from the ground, perhaps for re-use, or after it rotted away.

7.4 Summary and Discussion

To begin, it must be repeated that most of the taxonomic data in the inventory was derived without use of a comparative skeletal reference collection. Unless otherwise stated, a taxonomic designation indicates a tentative recognition of a species or higher taxon; it is an initial guess about an identification, and indicates the first reference skeleton that would be checked in a detailed zooarchaeological analysis.
The Inventory Catalogue and the results set out here are hypotheses to be verified by zooarchaeological analysis. In the interim, however, some general impressions about what the assemblage might reveal about procurement and use of faunal resources may be offered.

Mammal Exploitation

The mammal assemblage points to at least three modes of exploitation. Deer were the most ubiquitous mammal species. Despite the preservation bias favouring deer bone, the data reflect a significant resource procurement effort directed at large game. Gray squirrel remains seem to have been ubiquitous enough to point to another resource exploitation effort, probably the procurement of locally available, small unit mammals. The ubiquity and the body size suggests a passive procurement technique. Finally, the relatively common occurrence of *Canis* remains suggests the importance of a domestically produced meat resource.

The body portion representation data for deer appear to indicate selective deposition, which in turn suggests long distance transport. The impression is that the head area is well represented–including the cranium, mandible, teeth, and hyoids–as is the distal appendicular area–the wrist, ankle, metapodials and phalanges. Less well represented are major long bones and the vertebral column, primarily the neck vertebrae. The thoracic and lumbar vertebrae and ribs seem to be weakly represented.

It should be possible to verify or refute this hypothesis through careful identification work. True, most elements of the axial skeleton are less robust than those of the axial skeleton, and subject to selectively destruction by ordinary food processing and taphonomic stress. Still, it should be possible to find out whether they were deposited on the site. Vertebrae can be recognized by careful work with the more durable parts–vertebral centrum epiphyses, and the anterior and posterior articular facets. Even smashed ribs should provide identifiable fragments. Fragments of the head neck and tubercle area are fairly durable and distinctive. Also, the angle region of the deer rib has relatively thick cortex. With care, some rib body fragments can be differentiated from those of other large mammals.

Squirrel and other small unit resources–woodchuck, chipmunk, leporids (eastern cottontail and snowshoe hare)–can benefit by habitat changes mediated by agriculture, and they reproduce rapidly enough to withstand moderate predation pressure. Unlike the exploitation of deer, which often involves long distance hunts, these smaller species would be locally available, could be exploited with passive technology (traps and snares), and this could be undertaken by women, elders, and older children (Thomas 1996a:133, 1996b:151; Williamson, Thomas and MacDonald 2003:77-78).

Fish Exploitation

At least four separate fisheries are indicated by the data: exploitation of spawning lake trout and lake whitefish in the autumn; exploitation of Atlantic salmon migrating upstream and American eel migrating downstream, also in the autumn; exploitation of non-salmonid species on upstream spawning migrations in the spring; and probably exploitation of species resident in nearby watercourses.

To be productive, the exploitation of spawning lake trout and lake whitefish requires large scale social cooperation. Such large catches are possible that large-scale, cooperative processing and preservation would be the only practical way to handle the catch (Cleland 1982), and the local geography necessitates a remote fishing camp. The suite of procurement equipment would itself require a substantial labour commitment (Thomas 1996b:163).

The general ubiquity of small numbers of lake trout and lake whitefish vertebrae is consistent with the consumption of preserved fillets in small increments over a protracted period of time. Fish vertebrae must be included in the analysis of this assemblage. Without vertebral data, this important fishery, which had great dietary importance and cultural significance, would have low visibility. Fish vertebrae can provide information about species which are weakly represented or absent altogether from the cranial bone assemblage. This is particularly true of species subject to long distance transport (cf. Thomas 1996c:14 ff).

Exploitation of Atlantic salmon and American eel would seem, on the basis of bone frequencies, to have been of less import–assuming that the bones of these two species are equivalent in durability to those of lake trout and lake whitefish.

There is considerable overlap between species involved a potential fishery based on harvesting fish in the spring migrating upstream to spawn, and a potential fishery based on long term, opportunistic, incremental catches of stream-resident fish during the rest of the fishing season. Sorting out the most probable modes of procurement is a difficult problem. Osteometry is an important tool for this task, and can be used to infer the range of body length and, hence, maturity in a population (Thomas 1996a:121-

124). The occurrence of lake sturgeon remains demonstrates that there was at least nominal involvement in the exploitation of migrating spring populations. Quantities of large (mature) white sucker remains would help to refine or confirm this inference. The presence of remains attributable to the more lacustrine longnose sucker would be more conclusive. While a difficult zooarchaeological problem, some white and longnose sucker bones can be differentiated through careful work. Osteometry can play a role in differentiating immature fish from mature fish that would be more commonly taken during spawning runs (Thomas 1996a:102, 119-124).

8.0 ISOLATED HUMAN REMAINS *by Stephen Cox Thomas and Kristine Crawford*

Human remains were recovered from nine proveniences across the site. In no case did these remains comprise a burial that was identifiable as such in the field. Nor upon examination, did any of the remains recovered constitute a complete disturbed or undisturbed burial. Most of the 73 bones are small distal extremities, or bone fragments, representing the disarticulated remains left over from the temporary interment of individuals, probably as primary burials, that were later exhumed for burial in the community ossuary.

Identification of isolated or fragmentary human bone in the field is difficult. Even the experienced excavator trained to recognize human bone may fail to distinguish a small fragment of human bone in the field, and an occasional piece of human bone may become mixed into a faunal bone assemblage. Sometimes a piece of human bone may be missed in the field but recognized in the laboratory after cleaning. Less frequently, a smaller, ambiguously shaped piece of bone may remain unrecognized until it is screened out by analysis. This is not common, but when it does happen, the amount of human material is usually minuscule compared to the size of the faunal assemblage. One objective of the preliminary faunal inventory and examination (Chapter 7) was to identify any human bone in the collection and to remove it for reburial in consultation with First Nations.

Particular attention was given to juvenile bone as it is far less easily identified to species than mature bone and is usually more difficult to recognize in the field as being human rather than animal. Because juvenile bones are not fully developed, they lack the size and, frequently, many of the morphological features used for taxonomic classification. Morphological features may also be absent because early juvenile bone is weak, and parts break off easily. Even with the best of facilities, the analysis of early juvenile bone usually poses more problems and takes longer than the analysis of mature bone. Given the paramount importance of screening human bone from the faunal assemblage, all juvenile bone from mammals in the medium-to-large size range was intensively examined. The full documentation of this process is detailed in (Thomas 2006a, 2006b).

Table 77 provides a complete list of the human remains recovered from the site.

Table 77: Alexandra Site Human Remains

Provenience	Element	Quantity	Comments
Backdirt	Tooth	1	Deciduous, possible canine fragment
475-175 Postmould 99, fill	Tooth	2	Deciduous, molar crown, fragments
480-175 Postmould 22, fill	Tooth	1	Possibly deciduous, lateral incisor, fragment
485-157 Midden 3, ploughzone	Carpal	1	Possible human, lunate
495-167 Midden 3, ploughzone	Hand / foot	1	Immature, possible human, phalanx or metacarpal / metatarsal
520-220 Feature 196, fill	Hand	30	Immature, various elements, fragmentary
470-230 Feature 306, Quad 4, Level 1, fill	Tooth	2	Deciduous, molar crown, fragments
465-235 Feature 319, Quad 1, Level 2, fill	Arm / Hand	3	Adult, 1 distal ulna (left); 2 metacarpals
465-235 Feature 319, Quad 2, fill	Various	27	2 immature thoracic vertebra fused neural arches, no body); 1 adult thoracic vertebra fragment; 1 immature phalanx; 1 adult metacarpal; 1 adult phalanx; 2 adult ulnae fragments (mend, right); 1 adult lateral incisor; 1 adult central incisor; 1 adult molar (upper, 2nd); 10 miscellaneous fragments
465-235 Feature 319, Quad 4, Level 3 (Living Floor), fill	Tooth	2	Adult premolar, fragments
490-240, Midden 1 Feature 324	Scapula	1	Immature, fragment, side undetermined
475-230 Feature 325	Tooth	1	Deciduous canine, fragment
465-170 Feature 346, Quad 3, Level 2	Fibula	1	Adult, fragment, side undetermined
Total		73	

The largest concentrations of material were recovered from Feature 319, a semi-subterranean sweat lodge in House 13 and Feature 196, a pit in House 6. The former contained disarticulated remains from at least two individuals, an adult and an immature individual, the latter contained 30 elements derived from the hand of an early juvenile. Both features likely represent temporary graves from which the majority of the remains were removed.

A fragment of a scapula from an immature individual was found in Feature 324, a basal refuse-filled depression in Midden 1, while a fibula fragment was recovered from Feature 346, a semi-subterranean sweat lodge in House 17. The balance of the remains represent the inclusion of isolated elements, such as deciduous or more rarely permanent teeth, or digits, as secondary refuse in features or in Midden 3.

9.0 SUMMARY AND CONCLUSIONS *by David A. Robertson*

The Alexandra site was discovered in 2000 and salvage excavated during the 2000 and 2001 seasons. On the basis of the subsequent analyses, it would appear that the occupation of this 2.5 hectare site spanned much of the mid- to late fourteenth century A.D., and included two major overlapping phases of occupation.

Sixteen house structures were documented at the site, of which 15 are likely to represent permanent or year-round dwellings. The houses at the southern end of the village (Houses 8, 9, 11, 12, 13, 14, 16, and 17) were perhaps established early in the history of the settlement, as these structures were associated with many of the earliest ceramic types recovered from the site, and most were rebuilt frequently. It should be noted, however, that the comparative ceramic samples were small and that this sequencing hypothesis should be treated as provisional.

Houses 1, 5, 6, 7, and 10 appear to have been constructed later in the occupation sequence, and may represent an influx of new members to the community, as it is likely that the houses to the south remained in use. When Houses 2 and 3 at the northern extreme of the site were occupied relative to the rest of the village is unclear. It is interesting to note, however, that these houses are separated from the rest of the occupation area by a series of slight fences that extended west from House 4, which may have been only seasonally or temporarily occupied. It is possible that these structures played a key, intermediate role in the ultimate expansion of the village. Similarly, House 6 appears to have played an important role in the layout of the expanded village compound as it would have constituted a significant barrier to the north-south flow of traffic across the site: a barrier that was probably a deliberate means of emphasizing the distinction between the two settlement segments.

In general the settlement appears to exemplify certain aspects of Middle Iroquoian developments as reflective of the emergence of a new expanded community characterized by the rise of more formalized planning, multiple social groupings, perhaps the matrilineage and, in all likelihood, institutions such as village councils. Twenty-eight sweat lodges were found among the houses, with a slight bias towards the northern expansion of the site, where 18 sweat lodges where found in seven houses, as opposed to the original south core of the site, whereas 10 sweat lodges occurred among eight houses. This may indicate that mediation between the established and new households tended to be played out in the residences of the newcomers. The fact that the site was not palisaded, however, may suggest that the boundaries of, or membership in, the newly formed community were not rigorously defined, or were expressed in other ways.

The ceramic assemblage recovered from the site points to the occupation taking place predominantly in the later fourteenth century, and possibly extending into the fifteenth century, as Middleport Oblique and Ontario Horizontal types together make up approximately 38% of the assemblage, while Pound and Black Neck vessels constitute almost 30% of the sample. Middens 1 and 3, did, however, yield small numbers of a variety of earlier vessel types such as Ontario Oblique, Middleport Criss-Cross, Iroquois Linear, Ripley Corded, Goessens Punctate, Uren Corded and Uren Dentate, which may provide a hint as to the longer history of the southern settlement cluster.

Almost 99% of the flaked stone artifacts recovered from the site are of Onondaga chert, a pattern that is typical of the Iroquoian pattern of raw material procurement and use in southern York County. The lithic industry at the site reflects a general conservation of raw materials, another trait that is consistent with other regional sites, which are located some distance from Onondaga chert source areas in the Niagara Peninsula and along the north shore of Lake Erie.

The plant and faunal remains from the site indicate that the subsistence regime of the community were typical of those reconstructed for the Late Woodland Iroquoian period in that it relied on a mixture of domesticated and wild resources. In terms of plant food, maize was a substantial contributor to the diet, as were fleshy fruits that would have flourished on the margins of the clearings of the agricultural plots surrounding the settlement. Deer, an important source of meat, hides and bones for tools, was procured through expeditions away from the village, while smaller mammals were likely taken with traps and snares laid in the immediate vicinity of the settlement and its clearings, which would have afforded attractive habitats for many such species. Domesticated dog was consumed as well. Fish was also a critical and generally reliable resource. Spring and fall spawning and migration runs further downstream were particularly important foci of exploitation, and like the deer hunt required task groups to travel some distance from the community to establish short term camps from which to base their harvesting and processing operations. The streams and wetlands in closer proximity to the site were exploited on a casual basis throughout the fishing season.

The place of the Alexandra site within the development history of the community or communities based in the Highland Creek drainage, and its potential relationships with their neighbours is not at all clear, due largely to the fact that the site sits in isolation. This isolation, however, is a consequence of extensive and rapid modern development within Scarborough prior to the implementation of planning policies concerning rather than a reflection of the actual distribution of Iroquoian populations.

The only other Iroquoian site on Highland Creek that has been examined in great detail is the Tabor Hill ossuary. Tabor Hill was an approximately 0.25 hectare burial site on the summit of a prominent hill overlooking Highland Creek just under 10 kilometres downstream from Alexandra. Discovered during the course of mechanical earth-moving, the site consisted of two burial pits, containing the remains of 472 individuals (Kenyon 1956:184; Kenyon and Churcher 1960). The Tabor Hill ossuaries have traditionally been associated with the Thomson site, located roughly midway between Alexandra and Tabor Hill (Kenyon 1956; Emerson 1956; Kapches 1981:71-86), but given the number of people interred at Tabor Hill and the fact that there were two burial pits, more than one community may be represented by these remains. Although limited test excavations were carried out at Thomson, which is thought to date to the late thirteenth century and the slightly earlier Elliott site, located four kilometres southeast of Alexandra, very little is known about these occupations (Donaldson 1962, 1965).

Likewise, the potential relationships between Alexandra and the major Middle and Late Iroquoian settlements on the middle reaches of the Rouge River a short distance to the east, such as Robb, Faraday, New, Milroy, Burkholder, and Burkholder 2 remain to be explored, but will undoubtedly reveal important insights concerning Late Woodland history within this portion of the South Slope region.

This final report constitutes fulfilment of licensing commitments (2000-016-133 and 2001-020-042) pursuant to the Ontario Heritage Act.

The documentation and artifacts related to this archaeological assessment shall be curated by Archaeological Services Inc. until such a time that arrangements for their ultimate transfer to Her Majesty the Queen in right of Ontario, or other public institution, can be made to the satisfaction of the landowner, the Ministry of Culture, and any other legitimate interest groups.

REFERENCES CITED

Biggar, H.P. (editor)
1971 *The Works of Samuel De Champlain*. Volume 3, 1615-1618. Translated by H.H. Langton and W.F. Ganong. Reprinted. University of Toronto Press, Toronto. Originally published 1929, The Champlain Society, Toronto.

Blake, L. W. and H. C. Cutler
1982 Plant Remains from the King Hill Site (23BNI) and Comparison with those from the Utz Site. *Missouri Archaeologist* 43: 86-110.

Chapman, L.J. and F. Putnam
1984 *The Physiography of Southern Ontario.* Ontario Geological Survey, Special Volume 2. Ontario Ministry of Natural Resources, Toronto.

Cleland, C.E.
1982 The Inland Shore Fishery of the Northern Great Lakes: Its Development and Importance in Prehistory. *American Antiquity* 47 (4): 761-784.

Crawford, G.W. and D.G. Smith
2003 Palaeoethnobotany in the Northeast. In *People and Plants in Ancient Eastern North America* edited by Paul E. Minnis, pp. 172-257. Smithsonian Books, Washington and London.

Dodd, C.F., D.R. Poulton, P.A. Lennox, D.G. Smith and G.A. Warrick
1990 The Middle Ontario Iroquoian Stage. In *The Archaeology of Southern Ontario to A.D. 1650*, edited by C.J. Ellis and N. Ferris, pp. 321-360. Occasional Publication 5. London Chapter, Ontario Archaeological Society.

Donaldson, W.S.
1962 Archaeological Research in the Rouge. *Ontario Archaeology* Series A:2:15-21.
1965 Iroquoian Development in the Rouge Watershed, Ontario—Part 1: The Elliott Site. *Ontario Archaeology* Series B 3:18-38.

Emerson, J.N.
1955 *Castellation Development Among the Iroquois.* Ontario Archaeological Society, Publication No.2.
1956 New Pages of Prehistory: Archaeological Researches in Ontario, 1956: The Village and the Cemetery. *Ontario History* 48(4):184-185.

Kapches, M.
1981 *The Middleport Pattern in Ontario Iroquoian Prehistory*. Unpublished PhD thesis, Department of Anthropology, University of Toronto, Toronto, Ontario.

Kenyon, W.A.
1956 New Pages of Prehistory: Archaeological Researches in Ontario, 1956: A Prehistoric Cemetery. *Ontario History* 48(4):183-184.

Kenyon, W.A., and C.S. Churcher
1960 The Tabor Hill Ossuaries: A Study in Iroquois Demography. *Human Biology* 32:249-273.

Latta, M.
1985 A 17th Century Attigneenongnahac Village: Settlement Patterns at the Auger Site (BdGw-3). *Ontario Archaeology* 44: 41-53.

Lennox, P.A., and W.R. Fitzgerald
1990 The Culture History and Archaeology of the Neutral Iroquoians. In *The Archaeology of Southern Ontario to A.D. 1650*, edited by C.J. Ellis and N. Ferris, pp 405-456. Occasional Publication 5. London Chapter, Ontario Archaeological Society.

MacNeish, R.S.
1952 *Ontario Iroquois Pottery Types*. National Museum of Canada Bulletin 124. Department of Resources and Development, Ottawa.

Mandrak, Nicholas E., and E.J. Crossman
1992 *A Checklist of Ontario Freshwater Fishes Annotated with Distribution Maps*. Royal Ontario Museum, Toronto.

Monckton, S.G.
1992 *Huron Paleoethnobotany*. Ontario Archaeological Report 1. Ontario Heritage Foundation, Toronto.
1998 Plant Remains. In *The Myers Road Site: Archaeology of the Early to Middle Iroquoian Transition*, edited by R.F. Williamson, pp. 109-132. Occasional Publication 7. London Chapter, Ontario Archaeological Society, London.

Pearsall, D.M.
1989 *Paleoethnobotany: A Handbook of Procedures*. Academic Press, San Diego.

Ramsden, P.
1977 *A Refinement of Some Aspects of Huron Ceramic Analysis*. Archaeological Survey of Canada, Mercury Series Paper 63. National Museum of Man, Ottawa.

Sempowski, M.L.
1989 Fluctuations Through Time in the Use of Marine Shell at Seneca Iroquois Sites. In *Proceedings of the 1986 Shell Bead Conference: Selected Papers*, edited by C.F. Hayes III and L.Ceci, pp 81-96. Rochester Museum and Science Center Research Records 20. Rochester, New York.

Smith, D.G.
1983 *An Analytical Approach to the Seriation of Iroquoian Pottery*. Research Report 12. Museum of Indian Archaeology, London.
1987 *Archaeological Systematics and the Analysis of Iroquoian Ceramics: A Case Study from the Crawford Lake Area, Ontario*, Bulletin 15. London Museum of Archaeology, London, Ontario.

Smith, H.H.
1933 Ethnobotany of the Potawatomi. *Bulletin of the Public Museum, Milwaukee* 7: 32-127.

Thomas, S.C.
1996a Faunal Analysis. In Sweatlodges and Solidarity: The Archaeology of the Hubbert Site, edited by R.I. MacDonald and R.F. Williamson, pp 93-165. Report on file, Ontario Ministry of Culture.
1996b Faunal Analysis. In The Archaeology of the Dunsmore Site: A Late Iroquoian Community in Southern Simcoe County, Ontario, edited by D.A. Robertson, pp 126-179. Report on file, Ontario Ministry of Culture.
1996c The 1992-1993 Stage 3-4 Archaeological Excavations of the Over Site (AlGu-120) (W.P.266-89-00): Volume 3–Zooarchaeological Analysis, edited by Dana. R. Poulton. Report on file, Ontario Ministry of Culture.
1998 Zooarchaeology of the Parsons Site. *Ontario Archaeology* 65/66:121-139.
2006a Examination of Selected Early Juvenile Faunal Specimens from the Alexandra Site (AkGt-53). Report on file, Archaeological Services Inc., Toronto.
2006b Removal of a Trace Amount of Human Bone from the Alexandra Site (AkGt-53) Faunal Assemblage. Report on file, Archaeological Services Inc., Toronto.

Thompson, R.G., J.P. Hart, H.J. Brumbach, and R.Lusteck
2004 Phytolith Evidence for Twentieth-Century B.P. Maize in Northern Iroquoia. *Northeast Archaeology*, No. 68: 25-40.

Thwaites, R. G.
1896-1901 *The Jesuit Relations an Allied Documents*. 73 volumes. Burrows, Cleveland.

Williamson, R.F. and S. Pfeiffer (eds.)
2003 *Bones of the Ancestors: The Archaeology and Osteobiography of the Moatfield Ossuary*. Mercury Series, Archaeology Paper 163. Canadian Museum of Civilization, Gatineau.

Williamson, R.F., S. C. Thomas, and R.I. MacDonald
2003 The Archaeology of the Moatfield Site. In *Bones of the Ancestors: The Archaeology and Osteobiography of the Moatfield Ossuary*, edited by R.F. Williamson and S. Pfeiffer, pp 19-88. Mercury Series, Archaeological Paper 163. Canadian Museum of Civilization, Gatineau, Quebec.

Wright, J.V.
1966 *The Ontario Iroquois Tradition*. National Museum of Canada Bulletin 210. National Museums of Canada, Ottawa

Wrong, G.M.
1939 *The Long Journey to the Country of the Hurons*. (H. H. Langton Trans.). The Champlain Society, Toronto.

APPENDICES: ARTIFACT CATALOGUES

Appendix 1: Ceramic Vessel Rims Catalogue
Appendix 2: Ceramic Vessel Sherds Catalogue
Appendix 3: Ceramic Pipes Catalogue
Appendix 4: Juvenile Ceramics Catalogue
Appendix 5: Alexandra Site (AkGt-53) Flaked Stone Artifact Catalogue
Appendix 6: Ground & Rough Stone Artifact Catalogue
Appendix 7: Inventory Catalogue of the Alexandra Site Faunal Assemblage

APPENDIX 1

Ceramic Vessel Rims Catalogue

Appendix 1: Ceramic Vessel Rims Catalogue									
Cat #	**Qty**	**Macro Location**	**NORTHING**	**EASTING**	**FEATURE**	**POST_HOLE**	**QUADRANT**	**STRATUM**	**Type**
1567	1	House 2	610	190		2		Fill	Ripley Plain
1568	1	Midden 3	485	161				Plz	Niagara Collared
1569	1	House 11	490	225		17		Fill	Type Indeterminate
1570	1	Midden 3	486	158				Basal Midden	Pound Necked
1572	1	Midden 3	494	167				Plz	Pound Necked
1729	1	Midden 3	*	*				*	Castellation
1730	1	House 7	550	240	168		*	*	Pound Necked
1731	1	House 7	550	240	168		1	Fill	Pound Necked
1732	1	Midden 3	489	158				Basal Midden	Pound Necked
1733	1	House 5	530	190	138		3	2	Black Necked
1734	1	House 7	550	240	168		1	Fill	Pound Necked
1735	1	Exterior	645	230	65			Fill	Ontario Oblique
1736	1	Midden 1	500	250				Plz	Black Necked
1737	1	House 6	525	210	192		3	Fill	Middleport Criss-Cross
1738	1	House 9	500	200		64		Fill	Type Indeterminate
1739	1	Midden 3	491	163				Plz	Type Indeterminate
1740	1	House 5	530	190	138		2	2	Ontario Oblique
1741	1	Midden 3	485	155				Plz	Ontario Oblique
1742	1	Exterior	540	200	164			Fill	Type Indeterminate
1743	1	Midden 3	*	*				*	Ontario Oblique
1744	1	Midden 2	535	165	226			Fill	Middleport Oblique
1746	1	House 7	555	250	157		*	Fill	Pound Necked
1745	1	House 5	535	190	*	*		Fill	Pound Necked
1747	1	House 6	525	240	198		4	Living Floor	Pound Necked
1748	1	House 10	535	245		28		Fill	Niagara Collared
1749	1	House 5	530	190	138		*	*	Huron Incised
1750	1	House 8	505	195		5		Fill	Castellation
1751	1	Midden 2	535	165	226			Fill	Middleport Oblique
1752	1	House 1	560	240	97		3	Living Floor	Black Necked
1753	1	Midden 2	535	165	226			Fill	Pound Necked
1754	1	House 8	505	225		20		Fill	Black Necked
1755	1	Midden 1	500	245	328		*	Fill	Pound Necked
1756	1	House 17	475	175		49		Fill	Pound Necked
1757	1	Exterior	440	170	286			Fill	Black Necked
1758	1	Midden 3	*	*				Basal Midden	Black Necked
1759	1	Midden 3	*	*				Basal Midden	Pound Necked
1760	1	House 13	465	235	319		4	3	Pound Necked
1761	1	Midden 2	535	165	226			Fill	Pound Necked
1762	1	Exterior	540	200	164			Fill	Pound Necked
1763	1	Midden 3	492	160				Plz	Pound Necked

Cat #	Qty	Macro Location	NORTHING	EASTING	FEATURE	POST_HOLE	QUADRANT	STRATUM	Type
1764	1	House 6	525	185	147			Fill	Pound Necked
1765	1	Midden 3	490	160				Plz	Pound Necked
1766	1	House 8	505	215		41		Fill	Pound Necked
1767	1	Exterior	540	200	164			Fill	Black Necked
1768	1	House 11	490	220		49		Fill	Black Necked
1769	1	Exterior	540	200	164			Fill	Pound Necked
1770	1	Midden 3	490	160				Plz	Black Necked
1771	1	Midden 1	*	*	*			*	Pound Necked
1772	1	Midden 3	489	157				Plz	Pound Necked
1773	1	Midden 3	495	161				Plz	Black Necked
1774	1	Midden 2	537	167				Plz	Pound Necked
1775	1	Exterior	480	220	300			Fill	Pound Necked
1776	1	Midden 1	492	249				Plz	Pound Necked
1777	1	Midden 1	500	253				Plz	Pound Necked
1778	1	House 9	495	200	277			Fill	Pound Necked
1779	1	House 5	535	190	124		*	Fill	Pound Necked
1780	1	Midden 3	*	*				Plz	Black Necked
1781	1	Exterior	540	200	164			Fill	Pound Necked
1782	1	Midden 1	494	253				Plz	Pound Necked
1783	1	Midden 1	497	248				Plz	Pound Necked
1784	1	Midden 3	491	160				Plz	Castellation
1785	1	Exterior	495	155	265			Fill	Black Necked
1786	1	Midden 2	537	168				Plz	Middleport Criss-Cross
1787	1	Midden 3	*	*				*	Middleport Criss-Cross
1788	1	Midden 3	489	157				Plz	Ontario Horizontal
1789	1	Midden 1	498	252				Plz	Pound Necked
1790	1	Midden 3	*	*				*	Lawson Opposed
1791	1	Midden 3	499	164				Plz	Niagara Collared
1792	1	Midden 3	*	*				Plz	Niagara Collared
1793	1	Midden 3	*	*				Plz	Niagara Collared
2260	1	Midden 3	490	161				Plz	Ripley Corded
2502	1	Midden 3			70			Fill	Ripley Corded
2503	1	Midden 3	505	210				Surface	Lawson Opposed
1680	1	House 9	500	205		35		Fill	Lawson Opposed
1681	1	Midden 3	*	*	*			*	Type Indeterminate
1682	1	Midden 1	490	240	324			Fill	Lawson Opposed
1683	1	Midden 1	490	240	324			Fill	Pound Blank
1684	1	Midden 1	499	250				Plz	Pound Blank
1685	1	House 13	470	235		2		Fill	Pound Blank
1686	1	Midden 1	*	*	*			*	Castellation
1687	1	Midden 1	493	251				Plz	High Collar

Cat #	Qty	Macro Location	NORTHING	EASTING	FEATURE	POST_HOLE	QUADRANT	STRATUM	Type
1688	1	House 2	*	*	*	*		*	Lawson Opposed
1689	1	Exterior	645	230	65			Fill	Lawson Opposed
1690	1	House 17	475	170		3		Surface	Pound Blank
1691	1	Midden 1	500	245	328		4	Fill	Middleport Oblique
1692	1	Midden 3	494	160	276			2	Lawson Incised
1693	1	Midden 1	*	*	*			*	Black Necked
1694	1	Midden 1	500	245	328		1	Fill	Black Necked
1695	1	Midden 3	490	165	290		4	Fill	Black Necked
1696	1	Midden 1	*	*	*		*	*	Pound Necked
1697	1	Midden 1	497	250				Plz	Black Necked
1698	1	Midden 1	490	240	324			Fill	Black Necked
1699	1	House 8	510	195		36		Fill	Lawson Incised
1700	1	Midden 1	500	245	328		3	Fill	Lawson Incised
1701	1	House 13	465	235	319			Fill	Lawson Incised
1702	1	Midden 1	497	250				Plz	Lawson Incised
1703	1	Midden 1	500	245	328		1	Fill	Type Indeterminate
1704	1	Exterior	455	195	333		2	1	Lawson Incised
1705	1	Midden 3	494	165				Plz	Lawson Incised
1706	1	Exterior	645	230	65			Fill	Lawson Incised
1707	1	House 7	550	240	166			Fill	Huron Incised
1708	1	Exterior	645	230	65			Fill	Lawson Incised
1709	1	House 9	500	200		64		Fill	Castellation
1710	1	House 13	465	235	319		2	Living Floor	Type Indeterminate
1711	1	Midden 3	488	167				Plz	Pound Necked
1712	1	Midden 1	500	245	328		2	Fill	Middleport Oblique
1713	1	Midden 2	534	165				Plz	Pound Necked
1714	1	Midden 2	535	165	226			Fill	Middleport Oblique
1715	1	Midden 1	500	252				Plz	Middleport Oblique
1716	1	Midden 2	535	165	226			Fill	Middleport Oblique
1717	1	House 12	470	115	301		3	Fill	Middleport Oblique
1718	1	Unknown Prov.							Type Indeterminate*
1719	1	Midden 3	488	162				Plz	Type Indeterminate*
1720	1	House 7	555	240		24		Fill	Type Indeterminate*
1721	1	House 2	610	190				Fill	Type Indeterminate*
1722	1	Midden 3	488	167				Plz	Type Indeterminate*
1723	1	House 8	505	205		72		Fill	Black Necked
1724	1	House 13	470	230	306		1	1	Black Necked
1725	1	House 11	*	*		*		*	Castellation
1726	1	Midden 3	*	*				*	Middleport Oblique
1727	1	Midden 3	490	165	290		4	Fill	Middleport Oblique

Cat #	Qty	Macro Location	NORTHING	EASTING	FEATURE	POST_HOLE	QUADRANT	STRATUM	Type
1728	1	House 10	540	250	246		*	*	Middleport Oblique
1580	1	Midden 3	*	*				Plz	Middleport Oblique
1581	1	Midden 3	*	*				Plz	Black Necked
1582	1	House 17	460	175	350			Fill	Middleport Oblique
1583	1	House 16	457	180		16		Fill	Middleport Oblique
1584	1	Midden 1	490	240	324			Fill	Middleport Oblique
1585	1	Midden 1	500	245	328		1	Fill	Middleport Oblique
1586	1	Midden 3	487	163				Basal Midden	Middleport Oblique
1587	1	Midden 2	535	165	226			Fill	Middleport Oblique
1588	1	House 6	520	225		31		Fill	Black Necked
1589	1	House 2	605	205	70		SE	Living Floor	Middleport Oblique
1590	1	Midden 3	491	162				Plz	Black Necked
1591	1	Midden 1	490	165	290		7	Fill	Black Necked
1592	1	Midden 3	492	160				Plz	Iroquois Linear
1593	1	Midden 3	487	166				Plz	Iroquois Linear
1594	1	Midden 3	490	165	290		3	Fill	Middleport Oblique
1595	1	House 12 or 13	465	230		33		Fill	Middleport Oblique
1596	1	Midden 1	500	245	328		3	Fill	Middleport Oblique
1597	1	Midden 3	*	*				Basal Midden	Middleport Oblique
1598	1	Midden 3	483	163				Plz	Middleport Oblique
1599	1	Midden 1	495	248				Plz	Middleport Oblique
1600	1	Midden 3	490	168				Plz	Middleport Oblique
1601	1	Midden 1	500	245	328		4	Fill	Middleport Oblique
1602	1	Midden 1	497	250				Plz	Middleport Oblique
1603	1	House 17	465	170	345		3/4	Living Floor	Middleport Oblique
1604	1	House 17	455	175	347		4	Fill	Lawson Incised
1605	1	Midden 1	492	249				Plz	Lawson Incised
1606	1	House 5	530	190	138		4	1	Ontario Horizontal
1607	1	Midden 3	493	168				Plz	Warminster Horizontal
1608	1	House 6	525	210	192		3	Fill	Black Necked
1609	1	House 8	505	205		33		Fill	Ontario Horizontal
1610	1	Midden 3	492	160				Plz	Ontario Horizontal
1611	1	House 6	525	215	193			Fill	Ontario Horizontal
1612	1	Midden 3	490	165	290		4	Basal Midden	Castellation
1613	1	House 16	475	180		16		Fill	Warminster Horizontal
1614	1	House 13	475	230	327			Fill	Ontario Horizontal
1615	1	House 9	510	210		73		Fill	Lawson Opposed
1616	1	House 7	545	230		22		Fill	Ontario Horizontal
1617	1	Midden 3	*	*				Plz	Ontario Horizontal
1618	1	House 5	535	190	124		4	2	Ontario Horizontal

Cat #	Qty	Macro Location	NORTHING	EASTING	FEATURE	POST_HOLE	QUADRANT	STRATUM	Type
1619	1	Midden 3	*	*				Plz	Ontario Horizontal
1620	1	House 14	460	200	336		2	3	Ontario Horizontal
1621	1	Midden 1	492	249				Plz	Ontario Horizontal
1622	1	House 3	635	265	58		SE	Living Floor	Ontario Horizontal
1623	1	Midden 1	*	*				Plz	Ontario Horizontal
1624	1	Midden 1	501	250				Plz	Warminster Horizontal
1625	1	Midden 1	501	250				Plz	Middleport Oblique
1626	1	House 11	495	200		130		Fill	Ontario Horizontal
1627	1	Midden 2	535	165	226			Fill	Ontario Horizontal
1628	1	Midden 1	494	251				Plz	Ontario Horizontal
1629	1	Exterior	455	195	333		SE	Fill	Ontario Horizontal
1630	1	Midden 3	*	*				Basal Midden	Middleport Oblique
1631	1	House 5	530	200	115		S	3	Type Indeterminate
1632	1	Midden 3	485	165				Plz	Pound Necked
1633	1	Midden 1	496	250				Plz	Ontario Horizontal
1634	1	House 7	555	235		7		Fill	Ontario Horizontal
1635	1	Midden 1	500	245	328		3	Fill	Uren Corded
1636	1	Midden 3	486	155				Basal Midden	Castellation
1637	1	Midden 3	487	162				Basal Midden	Castellation
1638	1	Midden 1	490	240	324			Fill	Uren Dentate
1639	1	Midden 3	493	165				Plz	Castellation
1640	1	Midden 1	490	240	324			Fill	Type Indeterminate
1641	1	Midden 3	488	160				2	Middleport Oblique
1642	1	House 7	545	230		2/3		Fill	Middleport Oblique
1643	1	House 15	*	*			*	*	Middleport Oblique
1644	1	Midden 3	485	154				Plz	Middleport Oblique
1645	1	Midden 3	489	156				Plz	Middleport Oblique
1646	1	House 14	460	200	336		4	1	Middleport Oblique
1647	1	Midden 1	*	*				Plz	Pound Necked
1648	1	Midden 3	494	167				Plz	Pound Blank
1649	1	Midden 1	490	240	324			Fill	Ontario Horizontal
1650	1	Exterior	495	155	265			Fill	High Collar
1651	1	Exterior	620	160	4			Fill	Ontario Horizontal
1652	1	Midden 3	491	165				Plz	Ontario Horizontal
1653	1	Midden 1	498	250				Plz	Middleport Oblique
1654	1	House 9	500	210				Fill	Middleport Oblique
1655	1	Midden 2	535	165	226			Fill	Ontario Horizontal
1656	1	Midden 2	*	*				Plz	Middleport Oblique
1658	1	House 5	530	190	138		2	1	Middleport Oblique
1659	1	House 5	535	190	124		NE	Living Floor	Middleport Oblique
1660	1	Midden 3	490	165	290			1	Black Necked

Cat #	Qty	Macro Location	NORTHING	EASTING	FEATURE	POST_HOLE	QUADRANT	STRATUM	Type
1661	1	Midden 2	499	164				Plz	Castellation
1662	1	House 6	525	210	192		3	Fill	Middleport Oblique
1663	1	House 17	465	170	*		*	*	Middleport Oblique
1664	1	House 13	465	235	319		8	2	Middleport Oblique
1665	1	House 2	609	195	67		3	Living Floor	Middleport Oblique
1666	1	House 14	465	190		10		Fill	Middleport Oblique
1667	1	Midden 2	*	*	*			*	Middleport Oblique
1668	1	Midden 3	*	*				Plz	Iroquois Linear
1669	1	House 2	610	190	32			Fill	Castellation
1670	1	House 11	495	190		1		Fill	Middleport Oblique
1671	1	House 8 or 9	500	210	293		3	Living Floor	Middleport Oblique
1672	1	House 13	465	235	319			Fill	Middleport Oblique
1673	1	Exterior	510	185	207			Fill	Middleport Oblique
1674	1	House 7	555	250		12		Fill	Middleport Oblique
1675	1	Midden 3	495	163				Plz	Middleport Oblique
1676	1	Midden 1	490	240				Fill	Middleport Oblique
1677	1	House 7	*	*		*		Fill	Middleport Oblique
1678	1	House 5	535	190	124		4	Fill	Pound Necked
1679	1	Midden 2	535	165	226			Fill	Middleport Oblique
1573	1	Midden 3	495	164				Plz	Middleport Oblique
1574	1	Midden 3	493	165				Plz	Type Indeterminate*
1575	1	Midden 3	490	161				Plz	Type Indeterminate
1576	1	Midden 3	486	163				Plz	Niagara Collared
1577	1	Midden 3	?	?	240		4	Fill	Niagara Collared
1578	1	Midden 1	493	249				Plz	Goessens Punctate
1579	1	House 5	535	190	124		SW	Fill	Lawson Opposed

APPENDIX 2

Ceramic Vessel Sherds Catalogue

Appendix 2: Ceramic Vessel Sherds Catalogue

Cat.	Qty	Unit 1	Unit 2	Macro Location	Number	Post	Feature	Quad	Level	Fragment Type	Decoration
1	4	440	203	Midden	1				Plz	Unanalyzable	
2	14	491	248	Midden	1				Plz	Unanalyzable	
3	1	491	248	Midden	1				Plz	Neck	Plain
4	1	491	248	Midden	1				Plz	Shoulder	Plain
5	1	491	248	Midden	1				Plz	Body	Plain
6	1	491	248	Midden	1				Plz	Body	Ribbed Paddle
7	1	490	249	Midden	1				Plz	Misc. Ceramic Artifact	
8	9	490	249	Midden	1				Plz	Unanalyzable	
9	1	491	249	Midden	1				Plz	Body	Plain
10	2	491	249	Midden	1				Plz	Neck	Decorated
11	1	491	249	Midden	1				Plz	Neck	Plain
12	24	491	249	Midden	1				Plz	Unanalyzable	
13	1	491	250	Midden	1				Plz	Neck	Plain
14	1	492	248	Midden	1				Plz	Neck	Decorated
15	3	492	248	Midden	1				Plz	Body	Plain
16	10	492	248	Midden	1				Plz	Unanalyzable	
17	31	492	249	Midden	1				Plz	Unanalyzable	
18	1	492	249	Midden	1				Plz	Body	Plain
19	2	492	249	Midden	1				Plz	Body	Ribbed Paddle
20	1	492	249	Midden	1				Plz	Neck	Decorated
21	1	492	249	Midden	1				Plz	Unanalyzable Rim	
22	1	492	250	Midden	1				Plz	Unanalyzable	
23	3	493	248	Midden	1				Plz	Body	Plain
24	1	493	248	Midden	1				Plz	Neck	Cord-wrapped Paddle
25	2	493	248	Midden	1				Plz	Shoulder	Plain
26	7	493	248	Midden	1				Plz	Unanalyzable	
27	18	493	249	Midden	1				Plz	Unanalyzable	
28	1	493	249	Midden	1				Plz	Body	Plain
29	1	493	249	Midden	1				Plz	Neck	Plain
30	1	493	249	Midden	1				Plz	Unanalyzable Rim	
31	1	493	249	Midden	1				Plz	Neck/Shoulder	Plain/LS Oblique > LS Horizontal > LS Oblique
32	3	493	250	Midden	1				Plz	Body	Plain
33	5	493	250	Midden	1				Plz	Unanalyzable	
34	1	493	251	Midden	1				Plz	Body	Ribbed Paddle
35	3	493	251	Midden	1				Plz	Body	Plain
36	25	493	251	Midden	1				Plz	Unanalyzable	
37	1	493	252	Midden	1				Plz	Neck	Decorated
38	1	494	247	Midden	1				Plz	Neck	Decorated
39	1	494	247	Midden	1				Plz	Unanalyzable	
40	1	494	247	Midden	1				Plz	Body	Plain

Cat.	Qty	Unit 1	Unit 2	Macro Location	Number	Post	Feature	Quad	Level	Fragment Type	Decoration
41	2	494	248	Midden	1				Plz	Neck/Shoulder	Plain
42	2	494	248	Midden	1				Plz	Neck	Plain
43	6	494	248	Midden	1				Plz	Body	Plain
44	1	494	248	Midden	1				Plz	Unanalyzable Rim	
45	1	494	248	Midden	1				Plz	Neck/Shoulder	Decorated/LS Oblique
46	11	494	248	Midden	1				Plz	Unanalyzable	
47	6	494	249	Midden	1				Plz	Body	Plain
48	1	494	249	Midden	1				Plz	Neck/Shoulder	Plain
49	1	494	249	Midden	1				Plz	Body	Indeterminate Decorated
50	1	494	249	Midden	1				Plz	Neck/Shoulder	Plain
51	35	494	249	Midden	1				Plz	Unanalyzable	
52	3	494	250	Midden	1				Plz	Body	Plain
53	1	494	250	Midden	1				Plz	Neck	Plain
54	26	494	250	Midden	1				Plz	Unanalyzable	
55	3	494	251	Midden	1				Plz	Neck	Decorated
56	2	494	251	Midden	1				Plz	Neck	Plain
57	4	494	251	Midden	1				Plz	Body	Plain
58	1	494	251	Midden	1				Plz	Neck/Shoulder	Plain/Ribbed Paddle
59	44	494	251	Midden	1				Plz	Unanalyzable	
60	1	494	253	Midden	1				Plz	Body	Plain
61	1	494	253	Midden	1				Plz	Body	Ribbed Paddle
62	1	494	253	Midden	1				Plz	Unanalyzable	
63	2	495	247	Midden	1				Plz	Body	Plain
64	1	495	247	Midden	1				Plz	Unanalyzable	
65	2	495	248	Midden	1				Plz	Unanalyzable Rim	
66	1	495	248	Midden	1				Plz	Neck	Decorated
67	2	495	248	Midden	1				Plz	Body	Ribbed Paddle
68	1	495	248	Midden	1				Plz	Neck/Shoulder/Body	Plain
69	9	495	248	Midden	1				Plz	Body	Plain
70	55	495	248	Midden	1				Plz	Unanalyzable	
71	3	494	252	Midden	1				Plz	Unanalyzable Rim	
72	4	494	252	Midden	1				Plz	Body	Plain
73	1	494	252	Midden	1				Plz	Body	Ribbed Paddle
74	1	494	252	Midden	1				Plz	Neck/Shoulder	Decorated/Plain
75	42	494	252	Midden	1				Plz	Unanalyzable	
76	1	495	249	Midden	1				Plz	Neck/Shoulder	Plain/Ribbed Paddle
77	1	495	249	Midden	1				Plz	Neck	Plain
78	1	495	249	Midden	1				Plz	Shoulder	LS Oblique over LS Oblique
79	1	495	249	Midden	1				Plz	Neck	Decorated
80	7	495	249	Midden	1				Plz	Body	Plain

Cat.	Qty	Unit 1	Unit 2	Macro Location	Number	Post	Feature	Quad	Level	Fragment Type	Decoration
81	1	495	249	Midden	1				Plz	Neck/Shoulder	Decorated/Inc. Horizontal over Inc. Interr Oblique
82	13	495	249	Midden	1				Plz	Unanalyzable	
83	2	495	250	Midden	1				Plz	Body	Plain
84	2	495	250	Midden	1				Plz	Neck	Plain
85	1	495	250	Midden	1				Plz	Body	Indeterminate Decorated
86	45	495	250	Midden	1				Plz	Unanalyzable	
87	1	495	251	Midden	1				Plz	Neck	Decorated
88	1	495	251	Midden	1				Plz	Unanalyzable Rim	
89	1	495	251	Midden	1				Plz	Shoulder	Plain
90	1	495	251	Midden	1				Plz	Neck	Plain
91	4	495	251	Midden	1				Plz	Body	Ribbed Paddle
92	2	495	251	Midden	1				Plz	Body	Plain
93	33	495	251	Midden	1				Plz	Unanalyzable	
94	2	495	252	Midden	1				Plz	Neck	Decorated
95	4	495	252	Midden	1				Plz	Body	Plain
96	2	495	252	Midden	1				Plz	Body	Ribbed Paddle
97	65	495	252	Midden	1				Plz	Unanalyzable	
98	1	495	253	Midden	1				Plz	Misc. Ceramic Artifact	
99	1	495	253	Midden	1				Plz	Body	Plain
100	1	495	253	Midden	1				Plz	Neck	Plain
101	1	495	253	Midden	1				Plz	Unanalyzable Rim	
102	1	495	253	Midden	1				Plz	Unanalyzable	
103	1	496	248	Midden	1				Plz	Body	Plain
104	2	496	249	Midden	1				Plz	Neck	Decorated
105	1	496	249	Midden	1				Plz	Neck	Plain
106	2	496	249	Midden	1				Plz	Neck/Shoulder	Plain
107	6	496	249	Midden	1				Plz	Body	Plain
108	3	496	250	Midden	1				Plz	Body	Plain
109	40	496	250	Midden	1				Plz	Unanalyzable	
110	2	496	251	Midden	1				Plz	Neck	Decorated
111	1	496	251	Midden	1				Plz	Neck	Plain
112	4	496	251	Midden	1				Plz	Body	Plain
113	2	496	251	Midden	1				Plz	Body	Ribbed Paddle
114	4	496	251	Midden	1				Plz	Unanalyzable	
115	2	496	252	Midden	1				Plz	Body	Plain
116	1	496	252	Midden	1				Plz	Unanalyzable	
117	1	496	252	Midden	1				Plz	Unanalyzable Rim	
118	1	496	253	Midden	1				Plz	Neck	Plain
119	2	496	253	Midden	1				Plz	Body	Plain
120	2	497	248	Midden	1				Plz	Neck/Shoulder	Plain

Cat.	Qty	Unit 1	Unit 2	Macro Location	Number	Post	Feature	Quad	Level	Fragment Type	Decoration
121	1	497	248	Midden	1				Plz	Body	Plain
122	1	497	248	Midden	1				Plz	Body	Plain
123	1	497	248	Midden	1				Plz	Body	Ribbed Paddle
124	2	497	248	Midden	1				Plz	Neck	Decorated
125	1	497	250	Midden	1				Plz	Neck	Decorated
126	2	497	250	Midden	1				Plz	Neck	Plain
127	2	497	250	Midden	1				Plz	Body	Ribbed Paddle
128	9	497	250	Midden	1				Plz	Body	Plain
129	53	497	250	Midden	1				Plz	Unanalyzable	
130	3	497	252	Midden	1				Plz	Neck	Plain
131	4	497	252	Midden	1				Plz	Body	Plain
132	1	497	252	Midden	1				Plz	Body	Ribbed Paddle
133	10	497	252	Midden	1				Plz	Unanalyzable	
134	1	497	252	Midden	1				Plz	Body	Ribbed Paddle
135	2	497	252	Midden	1				Plz	Neck	Plain
136	2	497	252	Midden	1				Plz	Body	Plain
137	1	497	252	Midden	1				Plz	Neck/Shoulder	Plain
138	9	497	252	Midden	1				Plz	Unanalyzable	
139	3	498	249	Midden	1				Plz	Body	Plain
140	1	498	249	Midden	1				Plz	Body	Ribbed Paddle
141	1	498	249	Midden	1				Plz	Unanalyzable	
142	2	498	249	Midden	1				Plz	Neck	Plain
143	2	498	252	Midden	1				Plz	Neck	Plain
144	1	498	252	Midden	1				Plz	Body	Plain
145	2	499	249	Midden	1				Plz	Unanalyzable	
146	3	499	249	Midden	1				Plz	Body	Plain
147	2	499	249	Midden	1				Plz	Neck	Plain
148	1	498	250	Midden	1				Plz	Neck	Decorated
149	1	498	250	Midden	1				Plz	Unanalyzable	
150	1	498	250	Midden	1				Plz	Unanalyzable Rim	
151	6	498	250	Midden	1				Plz	Neck	Plain
152	5	498	250	Midden	1				Plz	Body	Plain
153	2	498	250	Midden	1				Plz	Neck/Shoulder	Plain
154	1	498	250	Midden	1				Plz	Shoulder	Plain
155	42	498	250	Midden	1				Plz	Unanalyzable	
156	1	498	251	Midden	1				Plz	Body	Plain
157	2	498	251	Midden	1				Plz	Unanalyzable Rim	
158	14	498	251	Midden	1				Plz	Unanalyzable	
159	5	499	250	Midden	1				Plz	Body	Plain
160	2	499	250	Midden	1				Plz	Neck	Plain
161	1	499	250	Midden	1				Plz	Body	Plain
162	41	499	250	Midden	1				Plz	Unanalyzable	
163	30	499	251	Midden	1				Plz	Unanalyzable	

Cat.	Qty	Unit 1	Unit 2	Macro Location	Number	Post	Feature	Quad	Level	Fragment Type	Decoration
164	1	499	251	Midden	1				Plz	Neck	Plain
165	2	499	251	Midden	1				Plz	Body	Ribbed Paddle
166	2	499	251	Midden	1				Plz	Body	Plain
167	1	499	251	Midden	1				Plz	Unanalyzable Rim	
168	1	499	252	Midden	1				Plz	Unanalyzable Rim	
169	29	499	252	Midden	1				Plz	Unanalyzable	
170	2	499	253	Midden	1				Plz	Body	Plain
171	1	499	253	Midden	1				Plz	Neck	Decorated
172	3	499	253	Midden	1				Plz	Unanalyzable	
173	5	499	258	Midden	1				Plz	Unanalyzable	
174	1	500	249	Midden	1				Plz	Unanalyzable	
175	1	500	249	Midden	1				Plz	Unanalyzable Rim	
176	3	500	249	Midden	1				Plz	Body	Plain
177	2	500	250	Midden	1				Plz	Neck	Plain
178	2	500	250	Midden	1				Plz	Neck	Decorated
179	1	500	250	Midden	1				Plz	Body	Ribbed Paddle
180	1	500	250	Midden	1				Plz	Shoulder	Plain
181	1	500	250	Midden	1				Plz	Neck/Shoulder	Decorated/LS Oblique
182	11	500	250	Midden	1				Plz	Body	Plain
183	45	500	250	Midden	1				Plz	Unanalyzable	
184	3	500	251	Midden	1				Plz	Body	Plain
185	1	500	251	Midden	1				Plz	Shoulder	Plain
186	13	500	251	Midden	1				Plz	Unanalyzable	
187	3	500	252	Midden	1				Plz	Body	Plain
188	4	500	252	Midden	1				Plz	Neck	Plain
189	1	500	252	Midden	1				Plz	Neck/Shoulder	Plain
190	14	500	252	Midden	1				Plz	Unanalyzable	
191	1	500	253	Midden	1				Plz	Unanalyzable	
192	2	500	253	Midden	1				Plz	Body	Plain
193	4	501	249	Midden	1				Plz	Body	Plain
194	1	501	249	Midden	1				Plz	Neck	Plain
195	1	501	249	Midden	1				Plz	Neck/Shoulder	Plain
196	4	501	250	Midden	1				Plz	Body	Plain
197	2	501	250	Midden	1				Plz	Neck	Plain
198	28	501	250	Midden	1				Plz	Unanalyzable	
199	1	501	251	Midden	1				Plz	Neck	Plain
200	2	501	251	Midden	1				Plz	Body	Plain
201	2	501	252	Midden	1				Plz	Neck	Plain
202	5	501	252	Midden	1				Plz	Unanalyzable	
203	4	501	252	Midden	1				Plz	Body	Plain
204	5	501	253	Midden	1				Plz	Unanalyzable	
205	1	501	253	Midden	1				Plz	Neck/Shoulder	Plain
206	4	501	253	Midden	1				Plz	Body	Plain

Cat.	Qty	Unit 1	Unit 2	Macro Location	Number	Post	Feature	Quad	Level	Fragment Type	Decoration
207	1	502	249	Midden	1				Plz	Unanalyzable Rim	
208	1	502	249	Midden	1				Plz	Body	Plain
209	1	502	250	Midden	1				Plz	Body	Ribbed Paddle
210	2	502	250	Midden	1				Plz	Unanalyzable	
211	3	502	250	Midden	1				Plz	Body	Plain
212	3	502	250	Midden	1				Plz	Neck	Plain
213	1	502	250	Midden	1				Plz	Neck/Shoulder	Plain
214	3	502	251	Midden	1				Plz	Body	Plain
215	1	502	251	Midden	1				Plz	Neck	Plain
216	1	502	251	Midden	1				Plz	Body	Ribbed Paddle
217	1	502	251	Midden	1				Plz	Neck/Shoulder	Plain/Ribbed Paddle
218	1	502	252	Midden	1				Plz	Unanalyzable Rim	
219	1	502	252	Midden	1				Plz	Misc. Fired Clay	
220	1	502	252	Midden	1				Plz	Neck	Plain
221	1	502	252	Midden	1				Plz	Body	Ribbed Paddle
222	2	502	252	Midden	1				Plz	Body	Plain
223	1	502	252	Midden	1				Plz	Neck/Shoulder	Plain
224	11	502	252	Midden	1				Plz	Unanalyzable	
225	3	502	253	Midden	1				Plz	Unanalyzable	
226	1	502	253	Midden	1				Plz	Neck	Plain
227	2	502	255	Midden	1				Plz	Unanalyzable	
228	1	502	255	Midden	1				Plz	Neck/Shoulder	Plain
229	1	502	255	Midden	1				Plz	Body	Plain
230	4	503	252	Midden	1				Plz	Body	Plain
231	2	503	252	Midden	1				Plz	Neck	Plain
232	1	503	252	Midden	1				Plz	Unanalyzable	
233	5	530	164	Midden	2				Plz	Unanalyzable	
234	1	531	166	Midden	2				Plz	Body	Plain
235	1	532	164	Midden	2				Plz	Unanalyzable	
236	1	532	165	Midden	2				Plz	Unanalyzable	
237	2	532	166	Midden	2				Plz	Body	Plain
238	3	532	166	Midden	2				Plz	Unanalyzable	
239	2	532	167	Midden	2				Plz	Body	Plain
240	5	532	167	Midden	2				Plz	Unanalyzable	
241	2	533	164	Midden	2				Plz	Unanalyzable	
242	1	533	165	Midden	2				Plz	Misc. Fired Clay	
243	1	533	165	Midden	2				Plz	Unanalyzable Rim	
244	5	533	165	Midden	2				Plz	Unanalyzable	
245	2	533	166	Midden	2				Plz	Body	Plain
246	1	533	166	Midden	2				Plz	Neck	Plain
247	4	533	166	Midden	2				Plz	Unanalyzable	
248	1	533	168	Midden	2				Plz	Unanalyzable	
249	1	533	168	Midden	2				Plz	Body	Plain

Cat.	Qty	Unit 1	Unit 2	Macro Location	Number	Post	Feature	Quad	Level	Fragment Type	Decoration
250	1	534	164	Midden	2				Plz	Body	Plain
251	11	534	164	Midden	2				Plz	Unanalyzable	
252	3	534	165	Midden	2				Plz	Unanalyzable	
253	1	534	165	Midden	2				Fill	Body	Plain
254	9	534	165	Midden	2				Fill	Unanalyzable	
255	1	534	165	Midden	2				Fill	Neck	Plain
256	1	534	166	Midden	2				Plz	Neck	Plain
257	9	534	166	Midden	2				Plz	Unanalyzable	
258	2	534	167	Midden	2				Plz	Neck/Shoulder	Plain
259	1	534	167	Midden	2				Plz	Body	Plain
260	3	534	167	Midden	2				Plz	Unanalyzable	
261	1	534	167	Midden	2				Plz	Body	Plain
262	7	534	167	Midden	2				Plz	Unanalyzable	
263	1	534	168	Midden	2				Plz	Neck/Shoulder	Decorated/Plain
264	1	534	168	Midden	2				Plz	Unanalyzable	
265	1	535	160	Midden	2				Plz	Body	Plain
266	6	535	160	Midden	2				Plz	Unanalyzable	
267	2	535	166	Midden	2				Plz	Body	Plain
268	4	535	166	Midden	2				Plz	Unanalyzable	
269	1	535	166	Midden	2				Plz	Unanalyzable Rim	
270	1	535	168	Midden	2				Plz	Unanalyzable Rim	
271	1	535	168	Midden	2				Plz	Unanalyzable	
272	1	535	169	Midden	2				Plz	Body	Plain
273	5	535	169	Midden	2				Plz	Unanalyzable	
274	1	536	166	Midden	2				Plz	Unanalyzable	
275	1	536	167	Midden	2				Plz	Body	Plain
276	1	536	167	Midden	2				Plz	Neck	Plain
277	2	536	167	Midden	2				Plz	Unanalyzable	
278	3	536	168	Midden	2				Plz	Body	Plain
279	9	536	168	Midden	2				Plz	Unanalyzable	
280	1	536	168	Midden	2				Plz	Neck	Plain
281	1	536	169	Midden	2				Plz	Body	Plain
282	1	536	169	Midden	2				Plz	Unanalyzable	
283	1	537	166	Midden	2				Plz	Unanalyzable Rim	
284	1	537	166	Midden	2				Plz	Unanalyzable	
285	1	537	167	Midden	2				Plz	Misc. Ceramic Artifact	
286	1	537	167	Midden	2				Plz	Neck/Shoulder	Decorated/Ribbed Paddle
287	1	537	167	Midden	2				Plz	Neck	Plain
288	9	537	167	Midden	2				Plz	Unanalyzable	
289	11	537	167	Midden	2				Plz	Body	Plain
290	1	537	167	Midden	2				Plz	Body	Ribbed Paddle

Cat.	Qty	Unit 1	Unit 2	Macro Location	Number	Post	Feature	Quad	Level	Fragment Type	Decoration
291	4	537	168	Midden	2				Plz	Unanalyzable	
292	3	537	168	Midden	2				Plz	Body	Plain
293	1	537	168	Midden	2				Plz	Neck	Decorated
294	4	538	165	Midden	2				Fill	Unanalyzable	
295	2	538	166	Midden	2				Plz	Neck/Shoulder	Plain
296	1	538	166	Midden	2				Plz	Unanalyzable Rim	
297	2	538	166	Midden	2				Plz	Neck	Plain
298	8	538	166	Midden	2				Plz	Body	Plain
299	9	538	166	Midden	2				Plz	Unanalyzable	
300	1	538	166	Midden	2				Plz	Neck	Decorated
301	2	538	167	Midden	2				Plz	Body	Ribbed Paddle
302	2	538	167	Midden	2				Plz	Neck	Plain
303	9	538	167	Midden	2				Plz	Body	Plain
304	1	538	167	Midden	2				Plz	Misc. Fired Clay	
305	20	538	167	Midden	2				Plz	Unanalyzable	
306	1	538	168	Midden	2				Plz	Body	Plain
307	3	539	165	Midden	2				Plz	Body	Plain
308	1	539	165	Midden	2				Plz	Neck	Plain
309	2	539	165	Midden	2				Plz	Body	Cord-wrapped Paddle
310	1	539	165	Midden	2				Plz	Misc. Fired Clay	
311	4	539	165	Midden	2				Plz	Unanalyzable	
312	1	539	166	Midden	2				Plz	Neck/Shoulder	Plain
313	10	539	166	Midden	2				Plz	Body	Plain
314	5	539	166	Midden	2				Plz	Unanalyzable	
315	1	539	167	Midden	2				Plz	Unanalyzable	
316	3	539	167	Midden	2				Plz	Body	Plain
317	1	539	167	Midden	2				Plz	Neck/Shoulder	Plain
318	1	539	167	Midden	2				Plz	Neck	Decorated
319	2	540	165	Midden	2				Plz	Unanalyzable	
320	6	545	165	Midden	2				Plz	Unanalyzable	
321	1	545	165	Midden	2				Plz	Body	Plain
322	3	485	154	Midden	3				Plz	Neck	Plain
323	17	485	154	Midden	3				Plz	Body	Plain
324	1	485	154	Midden	3				Plz	Body	Decorated
325	12	485	154	Midden	3				Plz	Unanalyzable	
326	2	485	154	Midden	3				Plz	Unanalyzable Rim	
327	9	485	154	Midden	3				Plz	Neck	Decorated
328	1			Midden	3				Surface	Neck	Decorated
329	7			Midden	3				Surface	Unanalyzable	
330	5			Midden	3				Surface	Body	Plain
331	1	400	157	Midden	3				Fill above Basal M	Neck/Shoulder	Decorated/Plain
332	1	400	157	Midden	3				Fill above Basal M	Unanalyzable Rim	
333	1	485	158	Midden	3				Basal Midden	Unanalyzable	

Cat.	Qty	Unit 1	Unit 2	Macro Location	Number	Post	Feature	Quad	Level	Fragment Type	Decoration
334	1	483	164	Midden	3				Plz	Body	Plain
335	1	483	164	Midden	3				Plz	Neck	Decorated
336	1	484	156	Midden	3				Plz	Body	Plain
337	1	484	160	Midden	3				Plz	Unanalyzable	
338	1	484	163	Midden	3				Plz	Body	Cord-wrapped Paddle
339	1	484	164	Midden	3				Plz	Unanalyzable Rim	
340	1	484	164	Midden	3				Plz	Unanalyzable	
341	1	485	153	Midden	3				Plz	Body	Plain
342	1	485	155	Midden	3				Basal Midden	Body	Cord-wrapped Paddle
343	2	485	155	Midden	3				Basal Midden	Neck	Decorated
344	1	485	155	Midden	3				Basal Midden	Body	Cord-wrapped Paddle
345	5	485	155	Midden	3				Basal Midden	Neck	Plain
346	19	485	155	Midden	3				Basal Midden	Unanalyzable	
347	21	485	155	Midden	3				Basal Midden	Body	Plain
348	2	485	155	Midden	3				Plz	Body	Plain
349	1	485	155	Midden	3				Plz	Neck	Decorated
350	3	485	155	Midden	3				Plz	Unanalyzable	
351	1	485	155	Midden	3				Plz	Neck	Plain
352	1	485	156	Midden	3				Basal Midden	Unanalyzable Rim	
353	15	485	156	Midden	3				Basal Midden	Body	Plain
354	26	485	156	Midden	3				Basal Midden	Unanalyzable	
355	1	485	157	Midden	3				Basal Midden	Body	Plain
356	6	485	157	Midden	3				Basal Midden	Unanalyzable	
357	1	485	157	Midden	3				Basal Midden	Neck	Decorated
358	2	485	158	Midden	3				Plz	Unanalyzable	
359	4	485	160	Midden	3				Plz	Unanalyzable	
360	1	485	160	Midden	3				Plz	Body	Plain
361	1	485	162	Midden	3				Plz	Unanalyzable	
362	1	485	163	Midden	3				Plz	Neck	Plain
363	1	485	164	Midden	3				Plz	Unanalyzable	
364	1	485	166	Midden	3				Plz	Neck	Decorated
365	3	485	166	Midden	3				Plz	Unanalyzable	
366	1	485	166	Midden	3				Plz	Body	Plain
367	2	486	155	Midden	3				Plz	Unanalyzable	
368	1	486	155	Midden	3				Plz	Neck/Shoulder	Decorated/Plain
369	1	486	155	Midden	3				Plz	Body	Plain
370	1	486	156	Midden	3				Basal Midden	Unanalyzable Rim	
371	1	486	156	Midden	3				Basal Midden	Neck/Shoulder	Decorated/Plain
372	2	486	156	Midden	3				Basal Midden	Shoulder	LS. Oblique
373	1	486	156	Midden	3				Basal Midden	Neck	Decorated
374	1	486	156	Midden	3				Basal Midden	Neck/Shoulder	Plain/LS. Oblique
375	1	486	156	Midden	3				Basal Midden	Neck	Plain
376	3	486	156	Midden	3				Basal Midden	Body	Ribbed Paddle

Cat.	Qty	Unit 1	Unit 2	Macro Location	Number	Post	Feature	Quad	Level	Fragment Type	Decoration
377	138	486	156	Midden	3				Basal Midden	Unanalyzable	
378	76	486	156	Midden	3				Basal Midden	Body	Plain
379	22	486	155	Midden	3				2	Neck	Plain
380	1	486	155	Midden	3				2	Neck/Shoulder	Decorated/Inc. Horiz>Inc. Opp(Obl & Horiz)>LS. Obl
381	2	486	155	Midden	3				2	Neck	Decorated
382	223	486	155	Midden	3				2	Unanalyzable	
383	8	486	155	Midden	3				2	Body	Ribbed Paddle
384	128	486	155	Midden	3				2	Body	Plain
385	10	486	155	Midden	3				2	Neck/Shoulder	Plain
386	32	486	157	Midden	3				Basal Midden	Unanalyzable	
387	1	486	157	Midden	3				Basal Midden	Neck/Shoulder/Body	Plain
388	3	486	157	Midden	3				Basal Midden	Neck/Shoulder	Plain
389	1	486	157	Midden	3				Basal Midden	Body	Ribbed Paddle
390	1	486	157	Midden	3				Basal Midden	Shoulder	Plain
391	4	486	157	Midden	3				Basal Midden	Neck	Plain
392	1	486	157	Midden	3				Basal Midden	Shoulder	LS. Oblique
393	1	486	157	Midden	3				Basal Midden	Neck/Shoulder	Decorated/Plain
394	21	486	157	Midden	3				Basal Midden	Body	Plain
395	1	486	156	Midden	3				1	Neck/Shoulder	Decorated/Plain
396	1	486	157	Midden	3				Fill	Unanalyzable Rim	
397	4	486	158	Midden	3				Basal Midden	Body	Plain
398	4	486	158	Midden	3				Basal Midden	Unanalyzable	
399	2	486	158	Midden	3				Basal Midden	Neck/Shoulder	Plain
400	4	486	160	Midden	3				Basal Midden	Unanalyzable	
401	1	486	162	Midden	3				Plz	Body	Plain
402	3	486	162	Midden	3				Plz	Unanalyzable	
403	1	486	165	Midden	3				Plz	Neck	Decorated
404	1	486	165	Midden	3				Plz	Body	Plain
405	2	486	166	Midden	3				Plz	Unanalyzable	
406	1	486	167	Midden	3				Plz	Unanalyzable Rim	
407	1	487	155	Midden	3				2	Body	Ribbed Paddle
408	1	487	155	Midden	3				2	Neck	Decorated
409	4	487	155	Midden	3				2	Neck	Plain
410	16	487	155	Midden	3				2	Unanalyzable	
411	17	487	155	Midden	3				2	Body	Plain
412	1	487	155	Midden	3				Plz	Neck/Shoulder	Plain/LS. Oblique
413	3	487	155	Midden	3				Plz	Unanalyzable	
414	1	487	155	Midden	3				Basal Midden	Neck/Shoulder/Body	Plain
415	6	487	155	Midden	3				Basal Midden	Neck	Decorated
416	1	487	155	Midden	3				Basal Midden	Neck	Plain
417	36	487	155	Midden	3				Basal Midden	Body	Plain

Cat.	Qty	Unit 1	Unit 2	Macro Location	Number	Post	Feature	Quad	Level	Fragment Type	Decoration
418	52	487	155	Midden	3				Basal Midden	Unanalyzable	
419	2	487	156	Midden	3				Plz	Body	Plain
420	5	487	156	Midden	3				Plz	Unanalyzable	
421	2	487	156	Midden	3				Basal Midden	Unanalyzable Rim	
422	2	487	156	Midden	3				Basal Midden	Neck	Decorated
423	1	487	156	Midden	3				Basal Midden	Neck/Shoulder	Decorated/Plain
424	10	487	156	Midden	3				Basal Midden	Body	Plain
425	41	487	156	Midden	3				Basal Midden	Unanalyzable	
426	3	487	157	Midden	3				Plz	Body	Plain
427	6	487	157	Midden	3				Basal Midden	Unanalyzable	
428	9	487	157	Midden	3				Basal Midden	Body	Plain
429	1	487	157	Midden	3				Basal Midden	Neck	Plain
430	1	487	158	Midden	3				Basal Midden	Body	Plain
431	1	487	158	Midden	3				Basal Midden	Unanalyzable	
432	1	487	158	Midden	3				Basal Midden	Body	Ribbed Paddle
433	3	487	159	Midden	3				Basal Midden	Body	Plain
434	2	487	159	Midden	3				Basal Midden	Unanalyzable	
435	2	487	160	Midden	3				Basal Midden	Body	Plain
436	1	487	161	Midden	3				Basal Midden	Body	Ribbed Paddle
437	1	487	161	Midden	3				Basal Midden	Neck	Decorated
438	2	487	161	Midden	3				Basal Midden	Body	Plain
439	2	487	162	Midden	3				Basal Midden	Unanalyzable	
440	1	487	162	Midden	3				Basal Midden	Neck	Plain
441	1	487	162	Midden	3				Basal Midden	Neck/Shoulder	Decorated/Plain
442	1	487	162	Midden	3				Basal Midden	Neck	Decorated
443	1	487	163	Midden	3				1	Body	Plain
444	4	487	163	Midden	3				1	Unanalyzable	
445	3	487	163	Midden	3				Basal Midden	Body	Plain
446	4	487	163	Midden	3				Basal Midden	Unanalyzable	
447	3	487	164	Midden	3				Plz	Unanalyzable	
448	1	487	164	Midden	3				Plz	Neck/Shoulder	Decorated/Plain
449	1	487	164	Midden	3				2	Neck	Plain
450	4	487	164	Midden	3				2	Unanalyzable	
451	1	487	165	Midden	3				Plz	Neck/Shoulder	Decorated/Plain
452	1	487	166	Midden	3				Plz	Neck	Plain
453	2	487	166	Midden	3				Plz	Unanalyzable	
454	1	487	167	Midden	3				Plz	Body	Plain
455	2	487	167	Midden	3				Plz	Unanalyzable	
456	1	488	155	Midden	3				Basal Midden	Neck	Plain
457	1	488	155	Midden	3				Basal Midden	Body	Plain
458	2	488	155	Midden	3				Plz	Body	Plain
459	1	488	155	Midden	3				Plz	Neck	Plain
460	1	488	156	Midden	3				Plz	Neck	Plain

Cat.	Qty	Unit 1	Unit 2	Macro Location	Number	Post	Feature	Quad	Level	Fragment Type	Decoration
461	1	488	156	Midden	3				Plz	Body	Plain
462	1	488	156	Midden	3				Plz	Misc. Fired Clay	
463	9	488	156	Midden	3				Plz	Unanalyzable	
464	2	488	156	Midden	3				Plz	Unanalyzable	
465	10	488	157	Midden	3				Basal Midden	Unanalyzable	
466	15	488	157	Midden	3				Basal Midden	Body	Plain
467	7	488	156	Midden	3				Basal Midden	Unanalyzable	
468	1	488	156	Midden	3				Basal Midden	Neck	Plain
469	1	488	158	Midden	3				1	Unanalyzable Rim	
470	1	488	158	Midden	3				1	Unanalyzable	
471	1	488	158	Midden	3				2	Neck/Shoulder	Decorated/Plain
472	1	488	158	Midden	3				2	Body	Plain
473	3	488	158	Midden	3				2	Unanalyzable	
474	1	488	159	Midden	3				1	Neck	Plain
475	3	488	159	Midden	3				1	Unanalyzable	
476	1	488	159	Midden	3				2	Body	Cord-wrapped Paddle
477	1	488	159	Midden	3				2	Neck	Decorated
478	3	488	159	Midden	3				2	Body	Plain
479	11	488	159	Midden	3				2	Unanalyzable	
480	4	488	160	Midden	3				1	Unanalyzable	
481	1	488	160	Midden	3				1	Unanalyzable Rim	
482	1	488	160	Midden	3				2	Neck/Shoulder	Plain
483	1	488	160	Midden	3				2	Body	Ribbed Paddle
484	1	488	160	Midden	3				2	Body	Plain
485	11	488	160	Midden	3				2	Unanalyzable	
486	1	488	161	Midden	3				Plz	Unanalyzable Rim	
487	1	488	161	Midden	3				Plz	Neck	Decorated
488	1	488	161	Midden	3				Plz	Neck/Shoulder	Decorated/Plain
489	17	488	161	Midden	3				Plz	Unanalyzable	
490	1	488	161	Midden	3				Basal Midden	Unanalyzable	
491	1	488	162	Midden	3				Plz	Body	Plain
492	1	488	162	Midden	3				Plz	Unanalyzable Rim	
493	1	488	162	Midden	3				Plz	Neck	Decorated
494	4	488	162	Midden	3				Plz	Unanalyzable	
495	11	488	162	Midden	3				Basal Midden	Body	Plain
496	4	488	162	Midden	3				Basal Midden	Unanalyzable	
497	3	488	162	Midden	3				Basal Midden	Neck	Decorated
498	2	488	163	Midden	3				Plz	Body	Plain
499	2	488	163	Midden	3				Plz	Neck	Plain
500	2	488	163	Midden	3				Plz	Unanalyzable	
501	5	488	163	Midden	3				Basal Midden	Unanalyzable	
502	1	488	163	Midden	3				Basal Midden	Neck/Shoulder	Plain/LS. Oblique
503	6	488	164	Midden	3				Plz	Body	Plain

Cat.	Qty	Unit 1	Unit 2	Macro Location	Number	Post	Feature	Quad	Level	Fragment Type	Decoration
504	3	488	164	Midden	3				Plz	Neck	Decorated
505	65	488	164	Midden	3				Plz	Unanalyzable	
506	3	488	165	Midden	3				Plz	Unanalyzable	
507	1	488	165	Midden	3				Plz	Neck	Plain
508	1	488	166	Midden	3				Plz	Body	Ribbed Paddle
509	4	488	166	Midden	3				Plz	Body	Plain
510	2	488	166	Midden	3				Plz	Body	Cord-wrapped Paddle
511	8	488	166	Midden	3				Plz	Unanalyzable	
512	1	488	167	Midden	3				Plz	Body	Plain
513	1	488	167	Midden	3				Plz	Neck	Decorated
514	8	488	167	Midden	3				Plz	Unanalyzable	
515	1	488	168	Midden	3				Plz	Neck	Plain
516	1	488	168	Midden	3				Plz	Neck	Decorated
517	5	489	156	Midden	3				Fill	Neck	Plain
518	3	489	156	Midden	3				Fill	Neck/Shoulder	Plain
519	1	489	156	Midden	3				Fill	Neck/Shoulder	Plain
520	1	489	156	Midden	3				Fill	Body	Decorated Indeterminate
521	2	489	156	Midden	3				Fill	Body	Ribbed Paddle
522	1	489	156	Midden	3				Fill	Body	Cord-wrapped Paddle
523	25	489	156	Midden	3				Fill	Unanalyzable	
524	24	489	156	Midden	3				Fill	Body	Plain
525	1	489	157	Midden	3				Plz	Body	Plain
526	17	489	157	Midden	3				Plz	Unanalyzable	
527	1	489	157	Midden	3				2	Unanalyzable Rim	
528	6	489	157	Midden	3				2	Body	Plain
529	2	489	157	Midden	3				2	Shoulder	Plain
530	1	489	157	Midden	3				2	Neck/Shoulder	Plain
531	3	489	157	Midden	3				2	Neck	Plain
532	21	489	157	Midden	3				2	Unanalyzable	
533	1	489	157	Midden	3				2	Misc. Fired Clay	
534	1	489	157	Midden	3				2	Neck	Decorated
535	1	489	158	Midden	3				Plz	Body	Cord-wrapped Paddle
536	2	489	158	Midden	3				Plz	Unanalyzable	
537	4	489	158	Midden	3				Basal Midden	Unanalyzable	
538	1	489	158	Midden	3				Basal Midden	Neck	Decorated
539	2	489	158	Midden	3				Basal Midden	Body	Plain
540	1	489	159	Midden	3				Plz	Unanalyzable	
541	1	489	159	Midden	3				Plz	Neck	Plain
542	1	489	159	Midden	3				Basal Midden	Neck/Shoulder	Plain
543	1	489	159	Midden	3				Basal Midden	Shoulder	Plain
544	1	489	159	Midden	3				Basal Midden	Neck	Plain
545	1	489	159	Midden	3				Basal Midden	Unanalyzable	

Cat.	Qty	Unit 1	Unit 2	Macro Location	Number	Post	Feature	Quad	Level	Fragment Type	Decoration
546	5	489	160	Midden	3				Plz	Unanalyzable	
547	2	489	160	Midden	3				Basal Midden	Body	Plain
548	1	489	160	Midden	3				Basal Midden	Neck	Decorated
549	1	489	160	Midden	3				Basal Midden	Neck	Plain
550	4	489	160	Midden	3				Basal Midden	Unanalyzable	
551	1	489	161	Midden	3				Plz	Unanalyzable Rim	
552	6	489	161	Midden	3				Plz	Body	Plain
553	1	489	161	Midden	3				Plz	Neck/Shoulder	Decorated/Plain
554	1	489	161	Midden	3				Plz	Neck/Shoulder/Body	Plain
555	1	489	161	Midden	3				Plz	Neck/Shoulder	Plain
556	2	489	161	Midden	3				Plz	Body	Ribbed Paddle
557	1	489	161	Midden	3				Plz	Body	Plain
558	16	489	161	Midden	3				Plz	Unanalyzable	
559	4	489	162	Midden	3				Plz	Body	Plain
560	1	489	162	Midden	3				Plz	Unanalyzable	
561	1	489	162	Midden	3				Plz	Body	Cord-wrapped Paddle
562	1	489	162	Midden	3				Midden	Neck	Plain
563	1	489	163	Midden	3				Plz	Neck	Cord-wrapped Paddle
564	1	489	163	Midden	3				Plz	Body	Ribbed Paddle
565	1	489	163	Midden	3				Plz	Neck	Decorated
566	1	489	163	Midden	3				Plz	Body	Plain
567	1	489	165	Midden	3				Plz	Body	Plain
568	1	489	165	Midden	3				Plz	Body	Cord-wrapped Paddle
569	6	489	165	Midden	3				Plz	Unanalyzable	
570	4	489	166	Midden	3				Plz	Body	Plain
571	2	489	166	Midden	3				Plz	Unanalyzable	
572	4	489	167	Midden	3				Plz	Unanalyzable	
573	1	489	168	Midden	3				Plz	Body	Plain
574	1	490	155	Midden	3				Plz	Body	Plain
575	3	490	155	Midden	3				Plz	Unanalyzable	
576	1	490	156	Midden	3				1	Body	Plain
577	1	490	156	Midden	3				1	Neck	Plain
578	1	490	156	Midden	3				Basal Midden	Body	Plain
579	1	490	156	Midden	3				Basal Midden	Unanalyzable	
580	1	490	157	Midden	3				Plz	Shoulder	Plain
581	1	490	157	Midden	3				Plz	Neck	Plain
582	1	490	157	Midden	3				Plz	Unanalyzable	
583	1	490	158	Midden	3				Plz	Neck/Shoulder	Plain
584	1	490	158	Midden	3				Plz	Body	Plain
585	1	490	158	Midden	3				Plz	Neck	Plain
586	2	490	159	Midden	3				Plz	Unanalyzable	
587	1	490	159	Midden	3				Plz	Body	Plain
588	1	490	159	Midden	3				2	Body	Ribbed Paddle

Cat.	Qty	Unit 1	Unit 2	Macro Location	Number	Post	Feature	Quad	Level	Fragment Type	Decoration
589	2	490	159	Midden	3				2	Unanalyzable	
590	3	490	160	Midden	3				Plz	Body	Plain
591	2	490	160	Midden	3				Plz	Unanalyzable	
592	4	490	161	Midden	3				Plz	Body	Plain
593	1	490	161	Midden	3				Plz	Body	Indeterminate Decorated
594	1	490	161	Midden	3				Plz	Neck	Plain
595	1	490	161	Midden	3				Plz	Unanalyzable	
596	1	490	161	Midden	3				Plz	Neck	Cord-wrapped Paddle
597	1	490	161	Midden	3				Plz	Neck	Decorated
598	1	490	162	Midden	3				Plz	Unanalyzable	
599	1	490	163	Midden	3				Plz	Unanalyzable	
600	2	490	164	Midden	3				Plz	Body	Plain
601	2	490	164	Midden	3				Plz	Unanalyzable	
602	1	490	164	Midden	3				Plz	Misc. Ceramic Artifact	
603	1	490	165	Midden	3				Plz	Neck	Plain
604	3	490	165	Midden	3				Plz	Unanalyzable	
605	1	490	165	Midden	3				Plz	Neck	Decorated
606	3	490	167	Midden	3				Plz	Body	Plain
607	1	490	167	Midden	3				Plz	Body	Cord-wrapped Paddle
608	2	490	167	Midden	3				Plz	Unanalyzable	
609	3	490	168	Midden	3				Plz	Unanalyzable	
610	1	490	168	Midden	3				Plz	Body	Plain
611	2	491	156	Midden	3				Basal Midden	Body	Plain
612	1	491	156	Midden	3				Basal Midden	Body	Ribbed Paddle
613	1	491	156	Midden	3				Basal Midden	Neck/Shoulder	Plain
614	3	491	156	Midden	3				Basal Midden	Body	Plain
615	7	491	156	Midden	3				Basal Midden	Unanalyzable	
616	1	491	156	Midden	3				Basal Midden	Neck/Shoulder	Plain
617	2	491	156	Midden	3				Basal Midden	Neck	Plain
618	1	491	158	Midden	3				Plz	Shoulder	Inc. Horizontal
619	3	491	158	Midden	3				Plz	Unanalyzable	
620	1	491	158	Midden	3				Plz	Body	Plain
621	1	491	159	Midden	3				Plz	Misc. Fired Clay	
622	1	491	159	Midden	3				Plz	Body	Plain
623	2	491	159	Midden	3				Plz	Neck	Plain
624	1	491	159	Midden	3				Plz	Neck/Shoulder	Plain
625	2	491	159	Midden	3				Plz	Unanalyzable	
626	2	491	160	Midden	3				Plz	Neck/Shoulder	Plain
627	1	491	160	Midden	3				Plz	Body	Indeterminate Decorated
628	2	491	160	Midden	3				Plz	Body	Plain
629	2	491	160	Midden	3				Plz	Neck	Decorated

Cat.	Qty	Unit 1	Unit 2	Macro Location	Number	Post	Feature	Quad	Level	Fragment Type	Decoration
630	5	491	161	Midden	3				Plz	Unanalyzable	
631	3	491	161	Midden	3				Plz	Body	Ribbed Paddle
632	3	491	161	Midden	3				Plz	Body	Plain
633	1	491	161	Midden	3				Plz	Body	Check-Stamped
634	1	491	162	Midden	3				Plz	Unanalyzable	
635	1	491	162	Midden	3				Plz	Neck	Plain
636	1	491	163	Midden	3				Plz	Neck/Shoulder	Plain/LP. Oblique
637	1	491	163	Midden	3				Plz	Body	Ribbed Paddle
638	1	491	163	Midden	3				Plz	Unanalyzable	
639	3	491	164	Midden	3				Plz	Body	Plain
640	5	491	165	Midden	3				Plz	Unanalyzable	
641	1	491	166	Midden	3				Plz	Body	Plain
642	1	491	166	Midden	3				Plz	Unanalyzable	
643	1	491	166	Midden	3				Plz	Unanalyzable Rim	
644	1	491	167	Midden	3				Plz	Unanalyzable	
645	2	492	157	Midden	3				Plz	Neck	Plain
646	1	492	157	Midden	3				Plz	Neck/Shoulder	Plain
647	3	492	157	Midden	3				Plz	Unanalyzable	
648	1	492	158	Midden	3				Plz	Neck/Shoulder	Plain
649	2	492	158	Midden	3				Plz	Body	Plain
650	4	492	158	Midden	3				Plz	Unanalyzable	
651	1	492	159	Midden	3				Plz	Body	Plain
652	1	492	159	Midden	3				Plz	Neck/Shoulder	Plain
653	10	492	160	Midden	3				Plz	Unanalyzable	
654	15	492	160	Midden	3				Plz	Body	Plain
655	2	492	160	Midden	3				Plz	Neck	Plain
656	1	492	160	Midden	3				Plz	Shoulder	LS. Oblique
657	2	492	161	Midden	3				Plz	Body	Ribbed Paddle
658	1	492	161	Midden	3				Plz	Neck	Plain
659	1	492	161	Midden	3				Plz	Unanalyzable	
660	2	492	162	Midden	3				Plz	Unanalyzable	
661	1	492	162	Midden	3				Plz	Neck	Plain
662	1	492	164	Midden	3				Plz	Body	Plain
663	1	492	164	Midden	3				Plz	Neck	Decorated
664	3	492	165	Midden	3				Plz	Unanalyzable	
665	1	492	165	Midden	3				Plz	Body	Plain
666	2	492	166	Midden	3				Plz	Body	Plain
667	4	492	166	Midden	3				Plz	Unanalyzable	
668	1	492	166	Midden	3				Plz	Neck/Shoulder	Plain/LS. Oblique
669	1	492	168	Midden	3				Plz	Unanalyzable	
670	2	493	159	Midden	3				Plz	Body	Plain
671	1	493	160	Midden	3				Plz	Neck	Plain
672	1	493	160	Midden	3				Plz	Neck	Decorated

Cat.	Qty	Unit 1	Unit 2	Macro Location	Number	Post	Feature	Quad	Level	Fragment Type	Decoration
673	1	493	161	Midden	3				Plz	Unanalyzable	
674	2	493	163	Midden	3				Plz	Body	Plain
675	1	493	163	Midden	3				Plz	Body	Ribbed Paddle
676	1	493	163	Midden	3				Plz	Unanalyzable	
677	1	493	164	Midden	3				Plz	Unanalyzable	
678	2	493	165	Midden	3				Plz	Unanalyzable	
679	1	493	165	Midden	3				Plz	Body	Plain
680	1	493	167	Midden	3				Plz	Body	Ribbed Paddle
681	1	493	167	Midden	3				Plz	Neck	Plain
682	1	493	167	Midden	3				Plz	Unanalyzable	
683	1	493	168	Midden	3				Plz	Body	Plain
684	1	493	168	Midden	3				Plz	Unanalyzable	
685	1	494	161	Midden	3				Plz	Unanalyzable	
686	1	494	162	Midden	3				Plz	Neck/Shoulder	Decorated/Plain
687	1	494	162	Midden	3				Plz	Body	Plain
688	1	494	164	Midden	3				Plz	Neck/Shoulder	Plain
689	1	494	164	Midden	3				Plz	Neck/Shoulder	Decorated/Plain
690	1	494	164	Midden	3				Plz	Unanalyzable	
691	1	494	165	Midden	3				Plz	Body	Plain
692	4	494	165	Midden	3				Plz	Unanalyzable	
693	1	494	166	Midden	3				Plz	Body	Plain
694	1	494	166	Midden	3				Plz	Shoulder	Plain
695	1	494	167	Midden	3				Plz	Misc. Fired Clay	
696	2	494	168	Midden	3				Plz	Unanalyzable	
697	1	494	168	Midden	3				Plz	Neck/Shoulder	Plain/LS. Oblique
698	1	495	162	Midden	3				Plz	Body	Plain
699	2	495	163	Midden	3				Plz	Unanalyzable	
700	3	495	164	Midden	3				Plz	Unanalyzable	
701	1	495	164	Midden	3				Plz	Body	Plain
702	1	495	166	Midden	3				Plz	Neck/Shoulder	Plain/LS. Oblique
703	1	495	167	Midden	3				Plz	Neck	Decorated
704	2	495	168	Midden	3				Plz	Unanalyzable	
705	1	496	161	Midden	3				Plz	Shoulder	Inc. Horizontal
706	2	496	162	Midden	3				Plz	Body	Plain
707	1	496	164	Midden	3				Plz	Unanalyzable	
708	2	496	165	Midden	3				Plz	Body	Plain
709	1	496	165	Midden	3				Plz	Neck	Plain
710	2	496	165	Midden	3				Plz	Neck	Decorated
711	5	496	165	Midden	3				Plz	Unanalyzable	
712	1	496	166	Midden	3				Plz	Body	Plain
713	2	496	166	Midden	3				Plz	Unanalyzable	
714	1	496	167	Midden	3				Plz	Unanalyzable Rim	
715	1	496	167	Midden	3				Plz	Neck	Plain

Cat.	Qty	Unit 1	Unit 2	Macro Location	Number	Post	Feature	Quad	Level	Fragment Type	Decoration
716	1	496	167	Midden	3				Plz	Unanalyzable	
717	1	496	167	Midden	3				Plz	Body	Ribbed Paddle
718	1	497	164	Midden	3				Plz	Body	Plain
719	1	497	164	Midden	3				Plz	Unanalyzable Rim	
720	1	497	166	Midden	3				Plz	Unanalyzable	
721	1	497	166	Midden	3				Plz	Body	Plain
722	1	497	168	Midden	3				Plz	Unanalyzable	
723	2	497	167	Midden	3				Plz	Body	Ribbed Paddle
724	1	497	167	Midden	3				Plz	Unanalyzable	
725	1	498	164	Midden	3				Plz	Neck	Plain
726	1	498	166	Midden	3				Plz	Neck/Shoulder	Plain
727	1	498	167	Midden	3				Plz	Unanalyzable	
728	1	498	168	Midden	3				Plz	Neck/Shoulder	Decorated/Inc. Horizontal
729	1	498	168	Midden	3				Plz	Unanalyzable	
730	1	499	164	Midden	3				Plz	Body	Plain
731	9	499	164	Midden	3				Plz	Unanalyzable	
732	1	499	165	Midden	3				Plz	Body	Plain
733	1	499	166	Midden	3				Plz	Unanalyzable	
734	1	499	167	Midden	3				Plz	Body	Plain
735	1	499	168	Midden	3				Plz	Unanalyzable	
736	1	620	155	Exterior			3		Fill	Unanalyzable Rim	
737	1	620	160	Exterior			4		Fill	Unanalyzable Rim	
738	5	620	160	Exterior			4		Fill	Unanalyzable	
739	1	610	190	House	2		32		Fill	Body	Plain
740	2	610	195	House	2		44	3	1	Misc. Fired Clay	
741	1	610	195	House	2		44	3	1	Unanalyzable	
742	3	610	195	House	2		44	4	1	Body	Plain
743	2	610	195	House	2		44	4	1	Unanalyzable	
744	1	610	195	House	2		44	4	2	Neck	Decorated
745	3	610	195	House	2		44	2	1	Body	Plain
746	1	610	195	House	2		44	2	1	Unanalyzable	
747	1	610	195	House	2		44	2	1	Neck	Decorated
748	1	610	195	House	2		44	2	1	Body	Ribbed Paddle
749	1	610	195	House	2		44	1	1/2	Neck	Decorated
750	2	610	195	House	2		44	1	1/2	Unanalyzable	
751	2	610	195	House	2		44	1	1/2	Body	Ribbed Paddle
752	1	610	195	House	2		44	1	1/2	Shoulder	Ribbed Paddle
753	4	610	195	House	2		44	1	1/2	Body	Plain
754	2	630	265	House	3		56	2	1	Unanalyzable	
755	1	630	265	House	3		56	2	1	Body	Plain
756	1	630	265	House	3		56	2	1	Unanalyzable Rim	
757	1	630	265	House	3		56	3	1	Unanalyzable	

Cat.	Qty	Unit 1	Unit 2	Macro Location	Number	Post	Feature	Quad	Level	Fragment Type	Decoration
758	1	630	265	House	3		56	1	2	Neck	Plain
759	1	630	265	House	3		56	3	2	Body	Ribbed Paddle
760	6	635	265	House	3		58	NW	Fill	Unanalyzable	
761	2	635	265	House	3		58	NE	Fill	Body	Plain
762	1	635	265	House	3		58	NE	Living Floor	Body	Plain
763	2	635	265	House	3		58	SE	Living Floor	Neck/Shoulder	Plain
764	1	635	265	House	3		58	SE	Living Floor	Shoulder	LP. Oblique
765	1	635	265	House	3		58	SW	Living Floor	Neck	Plain
766	1	640	255	House	3		63	2	1	Unanalyzable	
767	1	640	255	House	3		63	2	1	Body	Plain
768	1	640	255	House	3		63	3	Fill	Body	Plain
769	1	640	255	House	3		63	3	Fill	Unanalyzable	
770	1	640	255	House	3		63	3	Fill	Unanalyzable Rim	
771	1	640	255	House	3		63	4	1	Body	Plain
772	1	640	255	House	3		63	4	1	Unanalyzable	
773	1	640	255	House	3		63	1	2	Body	Plain
774	2	635	265	House	3		58	SW	2	Unanalyzable	
775	1	635	265	House	3		58	SW	2	Neck	Plain
776	1	635	265	House	3		58	NW	Living Floor	Body	Plain
777	7	635	265	House	3		58	NW	Living Floor	Unanalyzable	
778	1	640	255	House	3		63	2	1	Unanalyzable Rim	
779	6	645	230	Exterior			65		Fill	Body	Ribbed Paddle
780	4	645	230	Exterior			65		Fill	Unanalyzable Rim	
781	3	645	230	Exterior			65		Fill	Neck/Shoulder	Decorated/Plain
782	1	645	230	Exterior			65		Fill	Neck/Shoulder/Body	Plain
783	4	645	230	Exterior			65		Fill	Neck	Plain
784	4	645	230	Exterior			65		Fill	Neck/Shoulder	Plain
785	2	645	230	Exterior			65		Fill	Shoulder	Ribbed Paddle
786	69	645	230	Exterior			65		Fill	Body	Plain
787	111	645	230	Exterior			65		Fill	Unanalyzable	
788	1	605	195	House	2		67	1	Living Floor	Body	Plain
789	3	605	195	House	2		67	1	1	Body	Plain
790	1	605	195	House	2		67	2	1	Unanalyzable	
791	1	605	195	House	2		67	2	1	Unanalyzable Rim	
792	3	605	195	House	2		67	2	2	Body	Plain
793	1	605	195	House	2		67	2	2	Unanalyzable	
794	1	605	195	House	2		67	2	2	Neck	Decorated
795	2	605	195	House	2		67	3	1	Body	Plain
796	1	605	195	House	2		67	3	2	Body	Plain
797	1	605	195	House	2		67	4	1	Unanalyzable	
798	1	605	195	House	2		67	4	1	Neck/Shoulder	Plain
799	1	610	205	House	2		68		Fill	Body	Ribbed Paddle
800	3	610	205	House	2		68		Fill	Unanalyzable	

Cat.	Qty	Unit 1	Unit 2	Macro Location	Number	Post	Feature	Quad	Level	Fragment Type	Decoration
801	1	610	205	House	2		68		Fill	Body	Plain
802	1	605	205	House	2		70	2	1	Unanalyzable Rim	
803	1	605	205	House	2		70	1	Living Floor	Body	Plain
804	6	605	205	House	2		70	1	Living Floor	Unanalyzable	
805	1	560	240	House	1		97	1	2	Body	Plain
806	1	560	240	House	1		97	2	2	Body	Ribbed Paddle
807	4	560	240	House	1		97	2	2	Unanalyzable	
808	1	560	240	House	1		97	3	Living Floor	Neck	Plain
809	1	560	240	House	1		97	3	Living Floor	Unanalyzable	
810	3	560	240	House	1		97	4	1	Misc. Fired Clay	
811	1	560	240	House	1		97	4	1	Neck/Shoulder	Plain
812	5	560	240	House	1		97	4	1	Unanalyzable Rim	
813	1	560	240	House	1		97	4	2	Body	Ribbed Paddle
814	1	560	240	House	1		97	4	2	Body	Plain
815	1	560	240	House	1		97	4	2	Neck	Plain
816	1	575	255	House	1		98	SW	1	Neck	Decorated
817	1	575	255	House	1		98	SW	1	Unanalyzable	
818	1	575	255	House	1		98	SW	1	Neck/Shoulder	Plain
819	3	575	255	House	1		98	NW	1	Body	Plain
820	1	575	255	House	1		98	NE	Living Floor	Body	Plain
821	1	575	255	House	1		98	NE	Living Floor	Body	Ribbed Paddle
822	2	575	255	House	1		98	SE	1	Body	Plain
823	1	575	255	House	1		98	SE	1	Neck	Plain
824	1	575	255	House	1		98	SE	1	Neck/Shoulder	Decorated/LS. Oblique
825	12	575	255	House	1		98	SE	1	Unanalyzable	
826	3	575	255	House	1		98	SE	2	Body	Plain
827	1	575	255	House	1		98	SE	2	Body	Ribbed Paddle
828	1	575	255	House	1		98	SE	2	Neck	Plain
829	18	575	255	House	1		98	SE	2	Unanalyzable	
830	2	575	255	House	1		98	1/3/4	Living Floor	Unanalyzable	
831	19	575	255	House	1		98	1/3/4	Living Floor	Body	Plain
832	1	575	255	House	1		98	1/3/4	Living Floor	Neck/Shoulder	Decorated/LS. Oblique
833	2	575	255	House	1		98	1/3/4	Living Floor	Neck/Shoulder	Plain
834	6	575	255	House	1		98	1/3/4	Living Floor	Neck	Plain
835	2	570	250	House	1		104		Fill	Misc. Fired Clay	
836	5	530	200	House	5		115	S	1	Body	Plain
837	19	530	200	House	5		115	S	1	Unanalyzable	
838	1	530	200	House	5		115	S	2	Neck	Plain
839	6	530	200	House	5		115	S	2	Unanalyzable	
840	1	530	200	House	5		115	S	3	Body	Cord-wrapped Paddle
841	4	530	200	House	5		115	S	3	Unanalyzable	
842	1	530	200	House	5		115	N	1	Neck/Shoulder	Plain
843	1	530	200	House	5		115	N	1	Unanalyzable	

Cat.	Qty	Unit 1	Unit 2	Macro Location	Number	Post	Feature	Quad	Level	Fragment Type	Decoration
844	2	530	200	House	5		115	W	2(Ash Layer)	Body	Plain
845	5	530	200	House	5		115	W	2(Ash Layer)	Unanalyzable	
846	2	530	200	House	5		115	W	2	Body	Plain
847	4	530	200	House	5		115	W	2	Unanalyzable	
848	3	530	200	House	5		115	E	Fill	Body	Plain
849	2	835	195	House	5		121		Fill	Body	Ribbed Paddle
850	3	835	195	House	5		121		Fill	Body	Plain
851	1	835	195	House	5		121		Fill	Misc. Fired Clay	
852	1	835	190	House	5		123		Fill	Unfired Clay	
853	1	835	190	House	5		123		Fill	Body	Plain
854	5	535	190	House	5	SP1	124		Fill	Body	Plain
855	2	535	190	House	5	SP1	124		Fill	Unanalyzable	
856	2	535	190	House	5		124	SW	Fill	Neck	Plain
857	2	535	190	House	5		124	SW	Fill	Shoulder	Plain
858	5	535	190	House	5		124	SW	Fill	Body	Plain
859	1	535	190	House	5		124	SW	Fill	Body	Cord-wrapped Paddle
860	25	535	190	House	5		124	SW	Fill	Unanalyzable	
861	2	535	190	House	5		124	2	1	Neck	Plain
862	2	535	190	House	5		124	2	1	Body	Plain
863	2	535	190	House	5		124	2	1	Unanalyzable	
864	3	535	190	House	5		124	2	Living Floor	Unanalyzable	
865	2	535	190	House	5		124	3	Fill	Neck/Shoulder	Plain
866	8	535	190	House	5		124	3	Fill	Unanalyzable	
867	2	535	190	House	5		124	3	Fill	Neck	Plain
868	3	535	190	House	5		124	3	Fill	Body	Ribbed Paddle
869	11	535	190	House	5		124	3	Fill	Unanalyzable	
870	1	535	190	House	5		124	3	Living Floor	Misc. Fired Clay	
871	3	535	190	House	5		124	4	Fill	Body	Ribbed Paddle
872	1	535	190	House	5		124	4	Fill	Neck/Shoulder	Plain
873	11	535	190	House	5		124	4	Fill	Body	Plain
874	31	535	190	House	5		124	4	Fill	Unanalyzable	
875	1	535	190	House	5		124	4	2	Body	Ribbed Paddle
876	2	535	190	House	5		124	4	2	Unanalyzable	
877	1	535	190	House	5		124	4	2	Unanalyzable Rim	
878	1	535	195	House	5		125	SW	Fill	Neck/Shoulder	Plain
879	1	535	195	House	5		125	SW	Fill	Shoulder	Plain
880	5	535	195	House	5		125	SW	Fill	Unanalyzable	
881	9	535	195	House	5		125	4	Fill	Body	Plain
882	2	535	195	House	5		125	4	Fill	Neck/Shoulder	Plain
883	7	535	195	House	5		125	4	Fill	Unanalyzable	
884	4	535	195	House	5		125	North Ha	Fill	Body	Ribbed Paddle
885	1	535	185	House	5		130		Fill	Body	Plain
886	1	535	185	House	5		132		Fill	Body	Plain

Cat.	Qty	Unit 1	Unit 2	Macro Location	Number	Post	Feature	Quad	Level	Fragment Type	Decoration
887	1	535	180	House	5		136		Fill	Body	Plain
888	2	530	190	House	5		138	1	1	Body	Ribbed Paddle
889	1	530	190	House	5		138	1	1	Neck/Shoulder	Plain
890	1	530	190	House	5		138	1	1	Neck	Plain
891	3	530	190	House	5		138	1	1	Unanalyzable	
892	9	530	190	House	5		138	1	1	Body	Plain
893	3	530	190	House	5		138	2	1	Neck	Plain
894	1	530	190	House	5		138	2	1	Neck/Shoulder/Body	Plain
895	3	530	190	House	5		138	2	1	Neck/Shoulder	Plain
896	1	530	190	House	5		138	2	1	Neck/Shoulder	Plain/Ribbed Paddle
897	10	530	190	House	5		138	2	1	Unanalyzable	
898	18	530	190	House	5		138	2	1	Body	Plain
899	1	530	190	House	5		138	2	1	Misc. Fired Clay	
900	2	530	190	House	5		138	2	4	Body	Plain
901	1	530	190	House	5		138	2	4	Unanalyzable	
902	1	530	190	House	5		138	3	2	Body	Ribbed Paddle
903	1	530	190	House	5		138	3	2	Shoulder	Ribbed Paddle
904	2	530	190	House	5		138	3	2	Body	Plain
905	1	530	190	House	5		138	4	1	Neck/Shoulder	Plain
906	1	530	190	House	5		138	4	1	Neck	Plain
907	6	530	190	House	5		138	4	1	Body	Plain
908	3	530	190	House	5		138	4	1	Unanalyzable	
909	1	530	190	House	5		138	4	1	Misc. Fired Clay	
910	1	530	190	House	5		138	4	2	Body	Plain
911	1	530	190	House	5		138	2	2	Neck/Shoulder	Plain/LS. Oblique
912	2	530	190	House	5		138	2	2	Unanalyzable	
913	1	530	190	House	5		138	2	2	Body	Plain
914	6	530	190	House	5		138	2	2	Misc. Fired Clay	
915	1	530	190	House	5		138	3	1	Misc. Fired Clay	
916	3	530	190	House	5		138	3	1	Body	Ribbed Paddle
917	1	530	190	House	5		138	3	1	Neck	Plain
918	1	530	190	House	5		138	3	1	Neck/Shoulder	Plain
919	24	530	190	House	5		138	3	1	Unanalyzable	
920	19	530	190	House	5		138	3	1	Body	Plain
921	1	530	190	House	5		139	3	1	Unanalyzable	
922	2	560	255	House	7		156		Fill	Body	Ribbed Paddle
923	2	560	255	House	7		156		Fill	Unanalyzable	
924	1	560	255	House	7		156		Fill	Misc. Fired Clay	
925	3	560	255	House	7		156		Fill	Body	Plain
926	2	555	250	House	7		157	SW	Fill	Unanalyzable	
927	1	555	250	House	7		157	SW	Fill	Body	Plain
928	1	555	250	House	7		157	SW	Living Floor	Unanalyzable	
929	1	555	250	House	7		157	3	1	Body	Plain

Cat.	Qty	Unit 1	Unit 2	Macro Location	Number	Post	Feature	Quad	Level	Fragment Type	Decoration
930	1	555	250	House	7		157	3	1	Unanalyzable	
931	2	555	250	House	7		157	2	1	Body	Plain
932	1	555	250	House	7		157	2	1	Body	Ribbed Paddle
933	7	555	250	House	7		157	2	1	Unanalyzable	
934	1	555	250	House	7		157	4	Living Floor	Body	Plain
935	2	555	250	House	7		157	4	1	Unanalyzable	
936	1	555	245	House	7		159		Fill	Neck	Decorated
937	1	555	240	House	7		161	1	Fill	Unanalyzable	
938	1	555	240	House	7		161	2	Fill	Body	Plain
939	2	555	240	House	7		161	3	Fill	Body	Plain
940	19	540	220	Exterior			164		Fill	Body	Plain
941	2	540	220	Exterior			164		Fill	Neck	Plain
942	5	540	220	Exterior			164		Fill	Neck/Shoulder	Plain
943	65	540	220	Exterior			164		Fill	Unanalyzable	
944	2	540	220	Exterior			164		Fill	Unanalyzable Rim	
945	2	540	220	Exterior			164		Fill	Neck	Decorated
946	2	540	220	Exterior			164		Fill	Body	Indeterminate Decorated
947	2	540	220	Exterior			164		2	Body	Plain
948	3	540	220	Exterior			164		2	Body	Ribbed Paddle
949	1	540	220	Exterior			164		2	Neck/Shoulder	Plain
950	11	540	220	Exterior			164		2	Unanalyzable	
951	2	540	220	Exterior			164		2	Neck	Decorated
952	1	540	220	Exterior			164		2	Body	Indeterminate Decorated
953	1	540	220	Exterior			164		3	Body	Plain
954	2	540	220	Exterior			164		3	Unanalyzable	
955	1	540	220	Exterior			164		4	Body	Ribbed Paddle
956	1	540	220	Exterior			164		4	Unanalyzable	
957	1	550	240	House	7		166		Fill	Neck/Shoulder	Plain
958	1	550	240	House	7		166		Fill	Body	Plain
959	1	550	240	House	7		166		Fill	Unanalyzable	
960	1	550	240	House	7		168	1	Fill	Body	Plain
961	1	550	240	House	7		168	1	Living Floor	Shoulder	LS. Oblique over Ribbed Paddle
962	1	550	240	House	7		168	2	Living Floor	Body	Ribbed Paddle
963	2	550	240	House	7		168	2	Living Floor	Unanalyzable	
964	1	550	240	House	7		168	2	3	Unanalyzable	
965	1	550	240	House	7		168	3	Fill	Unanalyzable	
966	5	550	240	House	7		168	3	Fill	Misc. Fired Clay	
967	1	550	240	House	7		168	3	Fill	Body	Plain
968	1	550	240	House	7		168	3	Mat Surface	Body	Ribbed Paddle
969	1	550	240	House	7		168	3	3	Body	Ribbed Paddle

Cat.	Qty	Unit 1	Unit 2	Macro Location	Number	Post	Feature	Quad	Level	Fragment Type	Decoration
970	1	550	240	House	7		168	3	3	Neck/Shoulder	Plain/LS. Oblique over Ribbed Paddle
971	2	550	240	House	7		168	4	1	Unanalyzable	
972	6	550	240	House	7		168	4	1	Misc. Fired Clay	
973	1	550	240	House	7		168	4	Living Floor	Unanalyzable	
974	1	550	240	House	7		168	4	Living Floor	Neck/Shoulder	Plain/LS. Oblique over Ribbed Paddle
975	3	550	240	House	7		168	5	1	Unanalyzable	
976	1	550	240	House	7		168	5	1	Body	Ribbed Paddle
977	1	550	240	House	7		168	5	1	Misc. Fired Clay	
978	1	550	240	House	7		168	5	Living Floor	Body	Plain
979	1	550	240	House	7		168	5	Living Floor	Misc. Fired Clay	
980	2	550	240	House	7		168	6	1	Body	Plain
981	3	550	240	House	7		168	6	1	Misc. Fired Clay	
982	1	550	240	House	7		168	7	1	Unanalyzable	
983	1	550	240	House	7		168	7	2	Unanalyzable	
984	1	550	230	House	7		181	1	Living Floor	Body	Plain
985	1	550	230	House	7		181	NW	Fill	Unanalyzable	
986	1	550	230	House	7		181	NW	Fill	Neck	Decorated
987	6	550	230	House	7		181	2	3	Misc. Fired Clay	
988	3	550	230	House	7		181	3	Fill	Body	Plain
989	1	550	230	House	7		181	3	Fill	Misc. Fired Clay	
990	1	550	230	House	7		181	3	Fill	Neck/Shoulder	Plain
991	5	550	230	House	7		181	3	Fill	Unanalyzable	
992	1	550	230	House	7		181	3	2	Body	Plain
993	1	550	230	House	7		181	3	Living Floor	Unanalyzable	
994	4	550	230	House	7		181	4	1	Body	Plain
995	1	550	230	House	7		181	4	Living Floor	Unanalyzable	
996	1	550	230	House	7		185		Fill	Body	Plain
997	1	550	230	House	7		185		Fill	Unanalyzable	
998	4	520	205	House	6		189		Fill	Unanalyzable	
999	7	520	205	House	6		189		Fill	Misc. Fired Clay	
1000	1	525	210	House	6		192	1	1	Neck/Shoulder	Plain/LP. Oblique
1001	1	525	210	House	6		192	1	1	Body	Plain
1002	3	525	210	House	6		192	1	1	Unanalyzable	
1003	2	525	210	House	6		192	2	Fill	Unanalyzable	
1004	1	525	210	House	6		192	2	Fill	Neck/Shoulder	Plain
1005	6	525	210	House	6		192	3	Fill	Body	Plain
1006	5	525	210	House	6		192	3	Fill	Unanalyzable	
1007	1	525	210	House	6		192	3	Fill	Neck/Shoulder	Plain
1008	1	525	210	House	6		192	3	Fill	Neck	Plain
1009	1	525	210	House	6		192	3	Fill	Misc. Fired Clay	

Cat.	Qty	Unit 1	Unit 2	Macro Location	Number	Post	Feature	Quad	Level	Fragment Type	Decoration
1010	1	525	210	House	6		192	3	Fill	Neck/Shoulder	Plain/Indeterminate Decorated
1011	5	525	210	House	6		192	4	Fill	Unanalyzable	
1012	3	525	210	House	6		192	4	Fill	Body	Plain
1013	1	525	210	House	6		192	4	Fill	Misc. Fired Clay	
1014	1	525	215	House	6		193		Fill	Unanalyzable Rim	
1015	1	525	215	House	6		193		Fill	Unanalyzable	
1016	1	525	240	House	6		198	SW	Surface	Neck	Plain
1017	1	525	240	House	6		198	1	Fill	Body	Plain
1018	1	525	240	House	6		198	SW	Living Floor	Misc. Fired Clay	
1019	2	525	240	House	6		198	SW	Living Floor	Body	Plain
1020	5	525	240	House	6		198	SW	Living Floor	Unanalyzable	
1021	2	525	240	House	6		198	2	Fill	Misc. Fired Clay	
1022	2	525	240	House	6		198	2	Fill	Body	Plain
1023	1	525	240	House	6		198	NW	Living Floor	Body	Plain
1024	5	525	240	House	6		198	3	1	Misc. Fired Clay	
1025	1	525	240	House	6		198	3	1	Body	Plain
1026	4	525	240	House	6		198	3	Living Floor	Body	Plain
1027	1	525	240	House	6		198	4	1	Body	Plain
1028	6	525	240	House	6		198	4	Living Floor	Body	Plain
1029	10	525	240	House	6		198	4	Living Floor	Unanalyzable	
1030	2	525	240	House	6		198	4	Living Floor	Neck/Shoulder	Decorated/Plain
1031	4	510	185	Exterior			207		Fill	Body	Plain
1032	1	510	185	Exterior			207		Fill	Body	Ribbed Paddle
1033	12	510	185	Exterior			207		Fill	Unanalyzable	
1034	1	510	200	House	8		210		Fill	Body	Plain
1035	1	510	200	House	8		212		Fill	Body	Plain
1036	1	510	200	House	8		212		Fill	Neck	Decorated
1037	2	510	200	House	8		212		Fill	Unanalyzable	
1038	2	510	200	House	8		213		Fill	Neck	Decorated
1039	8	510	200	House	8		213		Fill	Body	Plain
1040	1	510	200	House	8		213		Fill	Unanalyzable	
1041	1	510	200	House	8		213		Fill	Neck	Plain
1042	2	505	200	House	9/11		232		Fill	Body	Plain
1043	2	505	200	House	9/11		232		Fill	Unanalyzable	
1044	2	505	200	House	9		233		Fill	Body	Plain
1045	1	505	200	House	9		233		Fill	Unanalyzable	
1046	2	505	205	House	9		234		Fill	Unanalyzable	
1047	1	505	205	House	9		234		Fill	Neck	Plain
1048	1	505	205	House	9		234		Fill	Neck/Shoulder	Plain
1049	1	505	225	House	8		244		Fill	Body	Plain
1050	2	505	205	House	9		235		Fill	Body	Plain
1051	1	505	205	House	9		235		Fill	Unanalyzable	

Cat.	Qty	Unit 1	Unit 2	Macro Location	Number	Post	Feature	Quad	Level	Fragment Type	Decoration
1052	6	540	250	House	10		246	1	1	Body	Plain
1053	6	540	250	House	10		246	1	1	Unanalyzable	
1054	1	540	250	House	10		246	1	1	Neck	Decorated
1055	1	540	250	House	10		246	2	1	Body	Plain
1056	1	540	250	House	10		246	2	Living Floor	Body	Plain
1057	1	540	250	House	10		246	3	1	Unanalyzable	
1058	1	540	250	House	10		246	3	1	Misc. Fired Clay	
1059	1	540	250	House	10		246	3	Living Floor	Neck/Shoulder	Decorated/Plain
1060	1	540	250	House	10		246	4	1	Body	Plain
1061	1	535	245	House	10		250	SW	Fill	Shoulder	Plain
1062	1	535	245	House	10		250	SW	Fill	Body	Plain
1063	1	535	245	House	10		250	SW	Fill	Neck	Plain
1064	2	535	245	House	10		250	3	1	Body	Plain
1065	3	535	245	House	10		250	NW	Fill	Body	Plain
1066	1	535	245	House	10		250	3	Living Floor	Body	Plain
1067	1	595	210	Exterior			72		Fill	Unanalyzable Rim	
1068	3	595	210	Exterior			72		Fill	Body	Plain
1069	10	595	210	Exterior			72		Fill	Neck	Plain
1070	47	595	210	Exterior			72		Fill	Unanalyzable	
1071	1	595	210	Exterior			72		Fill	Unanalyzable Rim	
1072	2	595	215	Exterior			73 or 75		Fill	Unanalyzable	
1073	2	585	225	House	4		79		Fill	Misc. Fired Clay	
1074	10	495	155	Exterior			265		Fill	Unanalyzable	
1075	2	495	155	Exterior			265		Fill	Body	Ribbed Paddle
1076	5	495	155	Exterior			265		Fill	Body	Plain
1077	2	500	215	House	8/9		271		Fill	Unanalyzable	
1078	1	500	215	House	8/9		271		Fill	Shoulder/Body	Plain
1079	1	500	215	House	8/9		271		Fill	Neck	Plain
1080	1	500	215	House	8/9		271		Fill	Neck	Decorated
1081	1	495	210	House	11		273		Fill	Body	Ribbed Paddle
1082	5	490	160	Midden	3		276		2	Unanalyzable	
1083	6	490	160	Midden	3		276		2	Body	Plain
1084	5	493	160	Midden	3		276		2	Neck	Plain
1085	3	493	160	Midden	3		276		2	Body	Ribbed Paddle
1086	3	493	160	Midden	3		276		2	Unanalyzable	
1087	3	493	160	Midden	3		276		2	Body	Plain
1088	3	493	160	Midden	3		276		2	Neck	Cord-wrapped Paddle
1089	2	493	160	Midden	3		276		2	Body	Cord-wrapped Paddle
1090	2	494	160	Midden	3		276		2	Body	Plain
1091	1	494	160	Midden	3		276		2	Unanalyzable	
1092	14	490	160	Midden	3		276		3	Unanalyzable	
1093	18	490	160	Midden	3		276		3	Body	Plain

Cat.	Qty	Unit 1	Unit 2	Macro Location	Number	Post	Feature	Quad	Level	Fragment Type	Decoration
1094	4	495	200	House	9		277		Fill	Unanalyzable	
1095	2	495	200	House	9		277		Fill	Neck	Decorated
1096	1	495	200	House	9		277		Fill	Body	Plain
1097	1	495	205	House	9		277		Fill	Body	Plain
1098	1	495	205	House	9		277		Fill	Neck/Shoulder	Decorated/Plain
1099	1	495	205	House	9		277		Fill	Neck/Shoulder/Body	Plain
1100	2	490	165	Midden	3		285		Fill	Body	Plain
1101	1	490	165	Midden	3		285		Fill	Neck	Plain
1102	1	490	165	Midden	3		285		Fill	Unanalyzable Rim	
1103	1	470	225	House	13		287		Fill	Unanalyzable	
1104	1	470	225	House	13		287		Fill	Neck	Plain
1105	1	470	225	House	13		288		Fill	Body	Plain
1106	1	470	225	House	13		288		Fill	Neck/Shoulder	Plain
1107	1	470	225	House	13		289		Fill	Body	Plain
1108	138	440	170	Exterior			286		Fill	Unanalyzable	
1109	4	440	170	Exterior			286		Fill	Body	Ribbed Paddle
1110	10	440	170	Exterior			286		Fill	Neck	Plain
1111	2	440	170	Exterior			286		Fill	Neck/Shoulder	Plain/LP. Oblique
1112	38	440	170	Exterior			286		Fill	Body	Plain
1113	1	440	170	Exterior			286		Fill	Unanalyzable Rim	
1114	1	490	160	Midden	3		290	1	Fill	Unanalyzable Rim	
1115	1	490	160	Midden	3		290	1	Fill	Neck	Plain
1116	4	490	160	Midden	3		290	1	Fill	Unanalyzable	
1117	3	490	160	Midden	3		290	2	Fill	Unanalyzable	
1118	1	490	160	Midden	3		290	2	Fill	Body	Ribbed Paddle
1119	4	490	160	Midden	3		290	2	Fill	Body	Plain
1120	5	490	160	Midden	3		290	3	Fill	Neck	Plain
1121	2	490	160	Midden	3		290	3	Fill	Body	Plain
1122	1	490	160	Midden	3		290	3	Fill	Body	Ribbed Paddle
1123	1	490	160	Midden	3		290	3	Fill	Neck/Shoulder	Plain
1124	1	490	160	Midden	3		290	4	Fill	Misc. Ceramic Artifact	
1125	1	490	160	Midden	3		290	4	Fill	Misc. Fired Clay	
1126	3	490	160	Midden	3		290	4	Fill	Neck	Plain
1127	1	490	160	Midden	3		290	4	Fill	Neck/Shoulder	Plain
1128	2	490	160	Midden	3		290	4	Fill	Neck/Shoulder	Plain/LS. Oblique
1129	7	490	160	Midden	3		290	4	Fill	Body	Ribbed Paddle
1130	20	490	160	Midden	3		290	4	Fill	Body	Plain
1131	12	490	160	Midden	3		290	4	Fill	Unanalyzable	
1132	2	490	160	Midden	3		290	5	Fill	Unanalyzable	
1133	2	490	160	Midden	3		290	5	Fill	Body	Plain
1134	1	490	160	Midden	3		290	6	1	Neck	Decorated
1135	1	490	160	Midden	3		290	6	1	Neck/Shoulder	Plain
1136	1	490	160	Midden	3		290	6	1	Neck/Shoulder	Plain/LS. Oblique

Cat.	Qty	Unit 1	Unit 2	Macro Location	Number	Post	Feature	Quad	Level	Fragment Type	Decoration
1137	1	490	160	Midden	3		290	6	1	Neck/Shoulder	Plain/LP. Oblique
1138	3	490	160	Midden	3		290	6	1	Body	Ribbed Paddle
1139	9	490	160	Midden	3		290	6	1	Unanalyzable	
1140	15	490	160	Midden	3		290	6	1	Body	Plain
1141	9	490	160	Midden	3		290	7	Fill	Unanalyzable	
1142	7	490	160	Midden	3		290	7	Fill	Body	Plain
1143	1	490	160	Midden	3		290		1	Neck	Plain
1144	1	490	160	Midden	3		290		1	Neck	Cord-wrapped Paddle
1145	1	490	160	Midden	3		290		1	Shoulder	LS. Oblique
1146	5	490	160	Midden	3		290		1	Body	Plain
1147	7	490	160	Midden	3		290		1	Unanalyzable	
1148	1	475	225	House	13		291		Fill	Neck	Plain
1149	1	475	225	House	13		291		Fill	Body	Plain
1150	2	475	225	House	13		291		Fill	Unanalyzable	
1151	1	480	225	House	13		291		Fill	Body	Plain
1152	1	480	225	House	13		291		Fill	Neck	Plain
1153	1	500	210	House	8/9		293	1	Fill	Unanalyzable	
1154	2	500	210	House	8/9		293	3	Fill	Body	Plain
1155	2	500	210	House	8/9		293	4	1	Body	Plain
1156	1	480	215	House	13		295		Fill	Body	Plain
1157	1	475	215	House	13		299	3	Living Floor	Unanalyzable	
1158	1	475	215	House	13		299	3	Living Floor	Unanalyzable Rim	
1159	1	470	115	House	12		301	2	Fill	Body	Plain
1160	1	470	115	House	12		301	2	Fill	Unanalyzable	
1161	1	480	220	Exterior			300		Fill	Neck/Shoulder	Plain
1162	2	480	220	Exterior			300		Fill	Neck	Decorated
1163	1	480	220	Exterior			300		Fill	Unanalyzable Rim	
1164	1	480	220	Exterior			300		Fill	Neck	Plain
1165	12	480	220	Exterior			300		Fill	Body	Plain
1166	1	480	220	Exterior			300		Fill	Body	Check-Stamped
1167	9	480	220	Exterior			300		Fill	Body	Ribbed Paddle
1168	27	480	220	Exterior			300		Fill	Unanalyzable	
1169	2	470	230	House	13		306	1	1	Body	Plain
1170	1	470	230	House	13		306	1	1	Neck	Plain
1171	2	470	230	House	13		306	2	1	Unanalyzable	
1172	2	470	230	House	13		306	3	1	Unanalyzable	
1173	2	470	230	House	13		306	4	1	Body	Plain
1174	1	470	230	House	13		306	4	1	Unanalyzable	
1175	1	470	230	House	13		306	2	2	Misc. Fired Clay	
1176	1	465	205	Exterior			312		Fill	Body	Plain
1177	1	465	205	Exterior			312		Fill	Body	Ribbed Paddle
1178	1	465	240	House	13		315		Fill	Body	Plain
1179	1	465	235	House	13		319	2	1	Body	Plain

Cat.	Qty	Unit 1	Unit 2	Macro Location	Number	Post	Feature	Quad	Level	Fragment Type	Decoration
1180	8	465	235	House	13		319	4	1	Body	Plain
1181	1	465	235	House	13		319	7	1	Body	Ribbed Paddle
1182	2	465	235	House	13		319	7	1	Unanalyzable	
1183	1	465	235	House	13		319	7	1	Neck/Shoulder	Plain
1184	1	465	235	House	13		319	7	1	Neck/Shoulder	Decorated/Plain
1185	1	465	235	House	13		319	7	1	Neck	Decorated
1186	1	465	235	House	13		319	7	1	Unanalyzable Rim	
1187	7	465	235	House	13		319	7	1	Body	Plain
1188	1	465	235	House	13		319	8	1	Neck/Shoulder	Plain/Ribbed Paddle
1189	1	465	235	House	13		319	8	1	Neck/Shoulder	Decorated/Plain
1190	3	465	235	House	13		319	2	2	Body	Ribbed Paddle
1191	2	465	235	House	13		319	2	2	Neck/Shoulder	Plain
1192	1	465	235	House	13		319	2	2	Neck/Shoulder	Plain/Ribbed Paddle
1193	8	465	235	House	13		319	2	2	Body	Plain
1194	11	465	235	House	13		319	2	2	Unanalyzable	
1195	1	465	235	House	13		319	1	2	Body	Plain
1196	2	465	235	House	13		319	4	2	Body	Plain
1197	2	465	235	House	13		319	8	2	Neck	Plain
1198	1	465	235	House	13		319	8	2	Neck/Shoulder	Decorated/Plain
1199	1	465	235	House	13		319	8	2	Unanalyzable	
1200	1	465	235	House	13		319	8	3	Body	Plain
1201	1	465	235	House	13		319	8	3	Neck/Shoulder	Decorated/Plain
1202	1	465	235	House	13		320		Fill	Neck/Shoulder	Decorated/Plain
1203	2	465	235	House	13		320		Fill	Body	Plain
1204	1	465	235	House	13		320		Fill	Unanalyzable	
1205	1	435	210	Exterior			321		Fill	Body	Indeterminate Decorated
1206	4	485	235	Exterior			322		Fill	Body	Ribbed Paddle
1207	1	485	235	Exterior			322		Fill	Neck	Decorated
1208	15	485	235	Exterior			322		Fill	Unanalyzable	
1209	11	485	235	Exterior			322		Fill	Unanalyzable	
1210	1	490	240	Midden	1		324		Fill	Neck/Shoulder	Plain/Ribbed Paddle
1211	6	490	240	Midden	1		324		Fill	Neck	Ribbed Paddle
1212	6	490	240	Midden	1		324		Fill	Neck/Shoulder	Plain
1213	14	490	240	Midden	1		324		Fill	Neck	Plain
1214	83	490	240	Midden	1		324		Fill	Unanalyzable	
1215	45	490	240	Midden	1		324		Fill	Body	Ribbed Paddle
1216	82	490	240	Midden	1		324		Fill	Body	Plain
1217	1	490	240	Midden	1		324		Fill	Neck/Shoulder/Body	Decorated/LS. Oblique/Plain
1218	3	490	240	Midden	1		324		Fill	Neck/Shoulder	Decorated/LS. Oblique
1219	6	490	240	Midden	1		324		Fill	Neck	Decorated
1220	4	490	240	Midden	1		324		Fill	Unanalyzable Rim	

Cat.	Qty	Unit 1	Unit 2	Macro Location	Number	Post	Feature	Quad	Level	Fragment Type	Decoration
1221	1	490	240	Midden	1		324		Fill	Neck/Shoulder/Body	Plain/Ribbed Paddle
1222	1	465	235	House	13		319	4	3	Body	Plain
1223	1	465	235	House	13		319	4	3	Neck/Shoulder	Plain
1224	6	465	235	House	13		319	4	3	Body	Plain
1225	23	465	235	House	13		319	4	3	Unanalyzable	
1226	1	495	240	Midden	1		326		Fill	Neck/Shoulder/Body	Plain
1227	1	495	240	Midden	1		326		Fill	Body	Plain
1228	7	495	240	Midden	1		326		Fill	Body	Ribbed Paddle
1229	1	495	240	Midden	1		326		Fill	Unanalyzable	
1230	2	475	230	House	13		327		Fill	Body	Plain
1231	1	475	230	House	13		327		Fill	Neck/Shoulder	Plain
1232	2	500	245	Midden	1		328	1	Fill	Body	Ribbed Paddle
1233	10	500	245	Midden	1		328	1	Fill	Body	Plain
1234	27	500	245	Midden	1		328	1	Fill	Unanalyzable	
1235	3	500	245	Midden	1		328	1	Fill	Neck	Plain
1236	1	500	245	Midden	1		328	1	Fill	Neck/Shoulder	Plain/LP. Oblique
1237	23	500	245	Midden	1		328	2	Fill	Body	Plain
1238	59	500	245	Midden	1		328	2	Fill	Unanalyzable	
1239	3	500	245	Midden	1		328	2	Fill	Neck	Decorated
1240	4	500	245	Midden	1		328	2	Fill	Neck/Shoulder	Plain
1241	5	500	245	Midden	1		328	2	Fill	Neck	Plain
1242	1	500	245	Midden	1		328	2	Fill	Neck	Ribbed Paddle
1243	1	500	245	Midden	1		328	2	Fill	Neck/Shoulder	Plain/Ribbed Paddle
1244	35	500	245	Midden	1		328	3	Fill	Unanalyzable	
1245	6	500	245	Midden	1		328	3	Fill	Body	Ribbed Paddle
1246	48	500	245	Midden	1		328	3	Fill	Body	Plain
1247	3	500	245	Midden	1		328	3	Fill	Neck/Shoulder	Plain
1248	1	500	245	Midden	1		328	3	Fill	Neck	Ribbed Paddle
1249	2	500	245	Midden	1		328	3	Fill	Unanalyzable Rim	
1250	2	500	245	Midden	1		328	3	Fill	Neck	Decorated
1251	1	500	245	Midden	1		328	3	Fill	Shoulder	P. Horizontal
1252	12	500	245	Midden	1		328	3	Fill	Neck	Plain
1253	1	500	245	Midden	1		328	4	Fill	Body	Ribbed Paddle
1254	26	500	245	Midden	1		328	4	Fill	Body	Plain
1255	22	500	245	Midden	1		328	4	Fill	Unanalyzable	
1256	2	500	245	Midden	1		328	4	Fill	Neck	Decorated
1257	1	500	245	Midden	1		328	4	Fill	Neck	Ribbed Paddle
1258	1	500	245	Midden	1		328	4	Fill	Neck/Shoulder	Plain
1259	3	500	245	Midden	1		328	4	Fill	Neck/Shoulder	Plain
1260	2	500	245	Midden	1		328	4	Fill	Shoulder	Plain
1261	10	500	245	Midden	1		328	4	Fill	Neck	Plain
1262	1	500	245	Midden	1		328	4	Fill	Unanalyzable Rim	
1263	1	500	245	Midden	1		328	4	Fill	Shoulder	LP. Oblique

Cat.	Qty	Unit 1	Unit 2	Macro Location	Number	Post	Feature	Quad	Level	Fragment Type	Decoration
1264	2	445	190	House	15		330		Fill	Body	Plain
1265	1	445	190	House	15		330		Fill	Body	Cord-wrapped Paddle
1266	1	445	190	House	15		330		Fill	Neck/Shoulder	Plain
1267	3	445	190	House	15		330		Fill	Unanalyzable	
1268	1	465	200	House	14		331		Surface	Unanalyzable	
1269	1	465	200	House	14		332	1	1	Neck/Shoulder	Plain
1270	1	455	195	Exterior			333		Surface	Body	Plain
1271	1	455	195	Exterior			333		Surface	Neck/Shoulder	Plain
1272	13	455	195	Exterior			333		Surface	Unanalyzable	
1273	1	455	195	Exterior			333	2	1	Neck	Plain
1274	1	455	195	Exterior			333	2	1	Unanalyzable	
1275	1	455	195	Exterior			333	2	1	Body	Plain
1276	2	455	195	Exterior			333	SE	1	Unanalyzable	
1277	1	455	195	Exterior			334		Fill	Body	Plain
1278	1	460	200	House	14		336	1	Fill	Body	Plain
1279	1	460	200	House	14		336	2	1	Body	Plain
1280	1	460	200	House	14		336	2	1	Unanalyzable	
1281	1	460	200	House	14		336	2	Living Floor	Neck	Decorated
1282	1	460	200	House	14		336	3	2	Body	Plain
1283	2	460	200	House	14		336	3	1	Body	Cord-wrapped Paddle
1284	1	460	200	House	14		336	3	1	Neck/Shoulder	Decorated/Plain
1285	1	460	200	House	14		336	3	1	Neck/Shoulder/Body	Plain/LS. Oblique/Plain
1286	1	460	200	House	14		336	3	1	Unanalyzable	
1287	1	460	200	House	14		336	3	Living Floor	Neck	Plain
1288	1	465	190	House	14		338		Fill	Body	Plain
1289	1	465	170	House	17		345	1	Fill	Body	Plain
1290	1	465/470	170	House	17		345	4	1	Neck/Shoulder/Body	Plain
1291	1	465	170	House	17		345	4	1	Neck/Shoulder	Plain
1292	4	465	170	House	17		345	4	1	Unanalyzable	
1293	4	470	170	House	17		345	4	1	Body	Plain
1294	2	470	170	House	17		345	4	1	Unanalyzable	
1295	5	470	170	House	17		345	3	2	Unanalyzable	
1296	3	470	170	House	17		345	3	2	Neck	Plain
1297	1	470	170	House	17		345	3	2	Neck	Decorated
1298	1	470	170	House	17		345	3	2	Neck/Shoulder	Plain/LS. Oblique
1299	8	470	170	House	17		345	3	2	Body	Plain
1300	7	470	170	House	17		345	3	2	Body	Ribbed Paddle
1301	1	470	170	House	17		345	4	2	Misc. Fired Clay	
1302	1	470	170	House	17		345	4	2	Neck	Plain
1303	3	470	170	House	17		345	4	2	Neck/Shoulder	Plain/Ribbed Paddle
1304	3	470	170	House	17		345	4	2	Unanalyzable	
1305	10	470	170	House	17		345	4	2	Body	Ribbed Paddle
1306	15	470	170	House	17		345	4	2	Body	Plain

Cat.	Qty	Unit 1	Unit 2	Macro Location	Number	Post	Feature	Quad	Level	Fragment Type	Decoration
1307	3	456	170	House	17		346	1	1	Body	Plain
1308	2	456	170	House	17		346	1	2	Neck	Decorated
1309	4	456	170	House	17		346	2	1	Body	Plain
1310	2	456	170	House	17		346	2	1	Unanalyzable	
1311	1	456	170	House	17		346	3	1	Body	Plain
1312	1	456	170	House	17		346	3	2	Body	Plain
1313	1	456	170	House	17		346	3	2	Neck/Shoulder	Plain
1314	1	456	170	House	17		346	4	1	Body	Plain
1315	1	456	170	House	17		346	4	1	Unanalyzable	
1316	1	455	175	House	17		347	3	Fill	Body	Plain
1317	2	460	175	House	17		349		Fill	Body	Plain
1318	5	460	175	House	17		350		Fill	Body	Plain
1319	3	460	175	House	17		350		Fill	Unanalyzable	
1320	1	395	175	Exterior					Surface	Body	Plain
1321	1	410	180	Exterior					Surface	Body	Plain
1322	1	410	190	Exterior					Surface	Neck	Plain
1323	3	434	200	Exterior					Plz	Unanalyzable	
1324	1	439	196	Exterior					Plz	Neck	Plain
1325	3	439	196	Exterior					Plz	Unanalyzable	
1326	1	443	200	Exterior					Plz	Unanalyzable	
1327	1	490	240	Exterior					Surface	Body	Plain
1328	4	495	185	Exterior					Surface	Body	Plain
1329	1	495	185	Exterior					Surface	Neck	Plain
1330	1	495	185	Exterior					Surface	Unanalyzable	
1331	1	505	160	Exterior					Plz	Unanalyzable	
1332	1	505	160	Exterior					Plz	Neck	Plain
1333	1	510	165	Exterior					Plz	Neck	Plain
1334	1	520	160	Exterior					Plz	Unanalyzable	
1335	3	526	164	Exterior					Plz	Unanalyzable	
1336	1	555	235	House	1/7				Surface	Body	Plain
1337	4	510	185	Exterior			207		Fill	Unanalyzable	
1338	1	540	250	House	10		246	1	2	Unanalyzable	
1339	1	540	250	House	10		246	1	2	Body	Plain
1340	33	535	165	Midden	2		226		Fill	Unanalyzable	
1341	1	505	215	House	8		227		Fill	Unanalyzable	
1342	18	490	160	Midden	1		276		3	Unanalyzable	
1343	1	490	220	House	8		284		Fill	Body	Plain
1344	1	490	160	Midden	1		290	4	Fill	Body	Plain
1345	4	490	160	Midden	1		290	4	Fill	Unanalyzable	
1346	1	490	165	Midden	1		290	6	Fill	Unanalyzable	
1347	1	490	165	Midden	1		290	7	Fill	Body	Plain
1348	4	490	165	Midden	1		290	7	Fill	Unanalyzable	
1349	3	490	240	Exterior			324		Fill	Body	Plain

Cat.	Qty	Unit 1	Unit 2	Macro Location	Number	Post	Feature	Quad	Level	Fragment Type	Decoration
1350	3	490	240	Exterior			324		Fill	Unanalyzable	
1351	1	500	210	House	8/9		293	2	Living Floor	Unanalyzable	
1352	1	480	220	Exterior			300		Fill	Unanalyzable	
1353	1	470	230	House	13		306	4	1	Body	Ribbed Paddle
1354	5	465	235	House	13		319	2	Living Floor	Body	Plain
1355	8	465	235	House	13		319	2	Living Floor	Unanalyzable	
1356	1	500	245	Midden	1		328	3	Fill	Neck/Shoulder	Decorated/Plain
1357	2	500	245	Midden	1		328	3	Fill	Body	Plain
1358	10	500	245	Midden	1		328	3	Fill	Unanalyzable	
1359	1	465	170	House	17		346	3	2	Unanalyzable	
1360	1	460	200	House	14		336	2	3	Unanalyzable	
1361	1	460	200	House	14		336	2	3	Body	Plain
1362	1	460	200	House	14		336	2	3	Body	Cord-wrapped Paddle
1363	5	440	170	Midden	3				Fill	Unanalyzable	
1364	1	450	180	House	17	42			Fill	Body	Plain
1365	2	455	205	House	14	18			Fill	Neck	Plain
1366	1	455	205	House	14	18			Fill	Body	Ribbed Paddle
1367	2	460	180	House	17	5			Fill	Unanalyzable	
1368	2	460	195	House	14	18			Fill	Body	Ribbed Paddle
1369	1	460	230	House	12	10			Fill	Neck	Plain
1370	2	460	240	House	13	13			Fill	Body	Plain
1371	1	460	240	House	13	14			Fill	Body	Plain
1372	1	465	230	House	12/13	33			Fill	Neck	Plain
1373	1	465	230	House	12/13	33			Fill	Unanalyzable Rim	
1374	3	465	230	House	12/13	33			Fill	Unanalyzable	
1375	3	465	240	House	13	37			Fill	Body	Plain
1376	1	465	240	House	13	37			Fill	Neck/Shoulder	Plain/LP. Oblique
1377	1	470	170	House	17	17			Fill	Body	Plain
1378	6	470	180	House	17	13			Fill	Body	Plain
1379	3	470	180	House	17	13			Fill	Unanalyzable	
1380	1	470	185	House	16	3			Fill	Body	Ribbed Paddle
1381	1	470	185	House	16	3			Fill	Neck/Shoulder	Plain
1382	9	470	185	House	16	5			Fill	Unanalyzable	
1383	2	470	185	House	16	5			Fill	Body	Plain
1384	1	470	185	House	16	5			Fill	Neck/Shoulder	Plain
1385	1	470	225	House	12	68			Fill	Body	Ribbed Paddle
1386	1	470	225	House	12	68			Fill	Body	Plain
1387	1	470	225	House	12	71			Fill	Body	Plain
1388	1	470	235	House	13	1			Fill	Unanalyzable	
1389	1	470	235	House	13	1			Fill	Neck/Shoulder	Decorated/Plain
1390	1	470	235	House	13	2			Fill	Unanalyzable	
1391	1	470	235	House	13	2			Fill	Neck	Decorated
1392	1	470	235	House	13	2			Fill	Neck	Plain

Cat.	Qty	Unit 1	Unit 2	Macro Location	Number	Post	Feature	Quad	Level	Fragment Type	Decoration
1393	8	470	235	House	13	2			Fill	Body	Plain
1394	4	475	175	House	16/17	4			Fill	Unanalyzable	
1395	1	475	175	House	16/17	90			Fill	Neck	Plain
1396	1	475	175	House	16/17	90			Fill	Body	Plain
1397	2	475	180	House	16	20			Fill	Body	Plain
1398	1	475	180	House	16	21			Fill	Body	Plain
1399	1	480	175	House	16/17	14			Fill	Body	Plain
1400	1	480	215	House	13	19			Fill	Neck	Decorated
1401	1	480	215	House	13	19			Fill	Body	Plain
1402	1	485	175	House	16/17	9			Fill	Body	Plain
1403	1	490	200	House	11	55			Fill	Body	Ribbed Paddle
1404	2	490	205	House	11	25			Fill	Body	Plain
1405	1	490	205	House	11	25			Fill	Unanalyzable	
1406	1	490	205	House	11	25			Fill	Body	Ribbed Paddle
1407	1	490	205	House	11	25			Fill	Neck/Shoulder	Plain/LS. Oblique
1408	1	490	205	House	11	25			Fill	Neck	Decorated
1409	1	490	200	House	11	13			Fill	Body	Ribbed Paddle
1410	1	490	205	House	11	39			Fill	Body	Plain
1411	2	490	205	House	11	39			Fill	Unanalyzable	
1412	2	490	210	House	11	5			Fill	Body	Plain
1413	1	490	215	House	11	17			Fill	Body	Plain
1414	1	490	215	House	11	17			Fill	Body	Ribbed Paddle
1415	1	495	160	Midden	3	1			Fill	Unanalyzable	
1416	1	495	185	House	11	29			Fill	Body	Plain
1417	1	495	190	House	11	1			Fill	Misc. Ceramic Artifact	
1418	1	495	190	House	11	6			Fill	Unanalyzable Rim	
1419	1	495	190	House	11	23			Fill	Body	Plain
1420	1	495	190	House	11	33			Fill	Neck	Decorated
1421	1	495	190	House	11	38			Fill	Neck	Plain
1422	5	490	195	House	11	29			Fill	Body	Ribbed Paddle
1423	1	490	195	House	11	29			Fill	Neck/Shoulder	Plain
1424	3	490	195	House	11	29			Fill	Body	Plain
1425	4	490	195	House	11	29			Fill	Unanalyzable	
1426	3	495	200	House	11	130			Fill	Neck	Plain
1427	5	495	200	House	11	130			Fill	Body	Ribbed Paddle
1428	3	495	200	House	11	130			Fill	Body	Plain
1429	17	495	200	House	11	130			Fill	Unanalyzable	
1430	1	495	200	House	11	148			Fill	Body	Plain
1431	1	495	200	House	11	148			Fill	Neck	Plain
1432	5	495	200	House	11	150			Fill	Body	Ribbed Paddle
1433	3	495	200	House	11	150			Fill	Unanalyzable	
1434	2	495	200	House	11	150			Fill	Body	Plain
1435	1	495	200	House	11	46			Fill	Body	Plain

Cat.	Qty	Unit 1	Unit 2	Macro Location	Number	Post	Feature	Quad	Level	Fragment Type	Decoration
1436	1	495	200	House	11	46			Fill	Unanalyzable	
1437	1	495	205	House	11/9	7			Fill	Body	Plain
1438	1	495	205	House	11/9	15			Fill	Body	Plain
1439	1	495	205	House	11/9	15			Fill	Body	Ribbed Paddle
1440	1	495	205	House	11/9	16			Fill	Body	Plain
1441	1	495	205	House	11/9	28			Fill	Body	Ribbed Paddle
1442	1	495	205	House	11/9	28			Fill	Neck/Shoulder/Body	Plain/LP. Oblique/Ribbed Paddle
1443	2	495	205	House	11/9	28			Fill	Unanalyzable	
1444	1	495	210	House	11/9	14			Fill	Unanalyzable	
1445	1	500	210	House	9	77			Fill	Unanalyzable	
1446	1	500	210	House	9	77			Fill	Body	Plain
1447	2	500	215	House	9	24			Fill	Body	Plain
1448	1	500	215	House	9	24			Fill	Unanalyzable	
1449	1	500	225	House	8/9	35			Fill	Neck/Shoulder	Plain/Ribbed Paddle
1450	1	500	225	House	8/9	35			Fill	Body	Plain
1451	1	505	205	House	8	72			Fill	Body	Ribbed Paddle
1452	1	505	205	House	8	72			Fill	Neck	Plain
1453	10	505	205	House	8	72			Fill	Unanalyzable	
1454	5	505	205	House	8	72			Fill	Body	Plain
1455	3	505	205	House	8	72			Fill	Neck/Shoulder	Plain/LS Oblique over Ribbed Paddle
1456	3	505	205	House	8	88			Fill	Unanalyzable	
1457	2	505	215	House	8	10			Fill	Neck	Plain
1458	1	505	215	House	8	10			Fill	Neck/Shoulder	Plain
1459	7	505	215	House	8	41			Fill	Body	Plain
1460	4	505	215	House	8	41			Fill	Unanalyzable	
1461	1	505	220	House	8	24			Fill	Body	Plain
1462	3	505	220	House	8	24			Fill	Unanalyzable	
1463	1	505	220	House	8	32			Fill	Neck	Plain
1464	1	505	220	House	8	32			Fill	Neck/Shoulder	Plain/Inc. Vertical
1465	1	505	220	House	8	32			Fill	Body	Plain
1466	1	505	220	House	8	32			Fill	Body	Ribbed Paddle
1467	5	505	220	House	8	32			Fill	Unanalyzable	
1468	1	505	220	House	8	32			Fill	Neck/Shoulder	Plain/Ribbed Paddle
1469	1	505	220	House	8	32			Fill	Unanalyzable Rim	
1470	2	510	200	House	8	67			Fill	Body	Plain
1471	6	510	200	House	8	67			Fill	Unanalyzable	
1472	1	510	195	House	8	36			Fill	Unanalyzable	
1473	1	510	195	House	8	36			Fill	Body	Plain
1474	4	510	200	House	8	71			Fill	Body	Plain
1475	1	510	220	House	8	39			Fill	Neck	Decorated
1476	1	520	190	House	6	27			Fill	Unanalyzable	

Cat.	Qty	Unit 1	Unit 2	Macro Location	Number	Post	Feature	Quad	Level	Fragment Type	Decoration
1477	6	520	195	House	6	30			Fill	Unanalyzable	
1478	1	520	195	House	6	30			Fill	Body	Ribbed Paddle
1479	1	520	195	House	6	31			Fill	Neck/Shoulder	Plain
1480	3	520	210	House	6	30			Fill	Unanalyzable	
1481	2	525	205	House	6	23			Fill	Unanalyzable	
1482	1	525	205	House	6	23			Fill	Body	Ribbed Paddle
1483	1	530	190	House	5	27/28			Fill	Body	Plain
1484	1	530	190	House	5	27/28			Fill	Unanalyzable	
1485	1	530	190	House	5	26			Fill	Body	Plain
1486	2	530	190	House	5	61			Fill	Body	Plain
1487	1	530	195	House	5	28/29			Fill	Body	Plain
1488	1	535	180	House	5	4			Fill	Neck/Shoulder	Decorated/Plain
1489	2	535	180	House	5	21			Fill	Body	Plain
1490	2	535	180	House	5	21			Fill	Unanalyzable	
1491	1	545	225	House	7	17			Fill	Neck	Decorated
1492	3	545	225	House	7	17			Fill	Body	Plain
1493	1	545	225	House	7	18			Fill	Neck	Decorated
1494	1	545	230	House	7	2 or 3			Fill	Unanalyzable	
1495	1	545	230	House	7	22			Fill	Body	Plain
1496	1	545	230	House	7	22			Fill	Unanalyzable	
1497	5	550	225	House	7	26			Fill	Body	Plain
1498	6	550	225	House	7	26			Fill	Unanalyzable	
1499	3	550	235	House	7	54			Fill	Neck	Plain
1500	4	550	235	House	7	54			Fill	Unanalyzable	
1501	1	550	235	House	7	55			Fill	Neck	Decorated
1502	1	550	240	House	7	33			Fill	Unanalyzable	
1503	1	550	240	House	7	44			Fill	Unanalyzable	
1504	1	550	240	House	7	42			Fill	Unanalyzable	
1505	1	550	240	House	7	42			Fill	Misc. Fired Clay	
1506	1	555	240	House	7	17			Fill	Neck	Decorated
1507	2	555	240	House	7	24			Fill	Body	Plain
1508	1	555	250	House	7	9			Fill	Body	Plain
1509	1	555	250	House	7	12			Fill	Body	Plain
1510	2	560	235	House	1	8			Fill	Body	Plain
1511	2	560	235	House	1	8			Fill	Unanalyzable	
1512	1	560	235	House	1	8			Fill	Misc. Fired Clay	
1513	2	560	240	House	1	4			Fill	Body	Plain
1514	1	560	250	House	1	1			Fill	Neck/Shoulder	Plain/Ribbed Paddle
1515	4	560	255	House	7	37			Fill	Body	Check-Stamped
1516	4	560	255	House	7	10			Fill	Body	Plain
1517	1	560	255	House	7	10			Fill	Shoulder	LP. Oblique
1518	13	560	255	House	7	10			Fill	Unanalyzable	
1519	1	565	240	House	7	21			Fill	Unanalyzable	

Cat.	Qty	Unit 1	Unit 2	Macro Location	Number	Post	Feature	Quad	Level	Fragment Type	Decoration
1520	17	565	240	House	7	21			Fill	Misc. Fired Clay	
1521	2	565	240	House	7	13			Fill	Unanalyzable	
1522	1	565	240	House	7	13			Fill	Misc. Fired Clay	
1523	9	505	195	House	8	5			Fill	Unanalyzable	
1524	6	505	195	House	8	5			Fill	Body	Plain
1525	1	505	195	House	8	5			Fill	Neck	Plain
1526	9	560	255	House	7	9			Fill	Body	Ribbed Paddle
1527	1	560	255	House	7	9			Fill	Neck	Plain
1528	4	560	255	House	7	9			Fill	Unanalyzable	
1529	26	565	240	House	1	24			Fill	Unanalyzable	
1530	9	565	240	House	1	24			Fill	Neck	Plain
1531	1	565	240	House	1	24			Fill	Shoulder	Plain
1532	1	565	240	House	1	24			Fill	Neck	Decorated
1533	2	565	240	House	1	24			Fill	Body	Plain
1534	1	565	245	House	1	11			Fill	Neck	Plain
1535	2	565	245	House	1	11			Fill	Body	Plain
1536	1	565	245	House	1	11			Fill	Unanalyzable	
1537	1	585	185	Exterior		1			Fill	Body	Plain
1538	2	610	185	House	2	36			Fill	Body	Plain
1539	1	610	190	House	2	6			Fill	Neck/Shoulder	Decorated/Plain
1540	1	610	190	House	2	6			Fill	Neck/Shoulder	Plain/Check-Stamped
1541	1	610	190	House	2	9			Fill	Body	Plain
1542	2	610	190	House	2	30			Fill	Body	Plain
1543	1	610	195	House	2	12			Fill	Neck/Shoulder	Plain/LS. Oblique
1544	1	610	200	House	2	7			Fill	Unanalyzable	
1545	4	610	200	House	2	7			Fill	Body	Plain
1546	1	610	200	House	2	7			Fill	Neck/Shoulder/Body	Decorated/Plain
1547	2	645	245	House	3	42			Fill	Body	Plain
1548	3	615	180	House	2	25			Fill	Neck	Decorated
1549	1	610	195	House	2	27			Fill	Body	Plain
1550	48	535	165	Midden	2		226		Fill	Neck	Plain
1551	24	535	165	Midden	2		226		Fill	Body	Ribbed Paddle
1552	525	535	165	Midden	2		226		Fill	Unanalyzable	
1553	249	535	165	Midden	2		226		Fill	Body	Plain
1554	2	535	165	Midden	2		226		Fill	Neck/Shoulder	Plain/Ribbed Paddle
1555	5	535	165	Midden	2		226		Fill	Shoulder	Plain
1556	13	535	165	Midden	2		226		Fill	Neck/Shoulder	Plain
1557	2	535	165	Midden	2		226		Fill	Unanalyzable Rim	
1558	1	535	165	Midden	2		226		Fill	Body	Indeterminate Decorated
1559	19	535	165	Midden	2		226		Fill	Neck	Decorated
1560	1	535	165	Midden	2		226		Fill	Neck/Shoulder	Decorated/Indeterminate Decorated

Cat.	Qty	Unit 1	Unit 2	Macro Location	Number	Post	Feature	Quad	Level	Fragment Type	Decoration
1561	3	535	165	Midden	2		226		Fill	Neck/Shoulder	Plain/LS. Oblique
1562	1	535	165	Midden	2		226		Fill	Neck/Shoulder	Plain/P. Horizontal
1563	1	535	165	Midden	2		226		Fill	Neck/Shoulder	Plain/Inc. Vertical
1564	2	535	165	Midden	2		226		Fill	Neck/Shoulder	Plain/LP. Oblique
1565	6	535	165	Midden	2		226		Fill	Neck/Shoulder	Decorated/LS. Oblique
1566	2	535	165	Midden	2		226		Fill	Shoulder	LS. Oblique over Ribbed Paddle
1571	1	493	165	Midden	3				Plz	Unanalyzable Rim	
1625	1	535	165	Midden	2		226		Fill	Unanalyzable Rim	
2220	1	480	220	Exterior			300		Fill	Minature Vessel	
2304	3	480	220	Exterior			300		Fill	Unanalyzable Rim	
2305	1	480	220	Exterior			300		Fill	Neck	Decorated
2306	1	470	230	House	13		306	3	Fill	Unanalyzable Rim	
2307	1	470	230	House	13		306	1	1	Unanalyzable Rim	
2308	1	470	230	House	13		306	2	1	Neck	Decorated
2309	1	465	235	House	13		319	8	1	Neck	Decorated
2310	2	465	235	House	13		319	4	1	Neck/Shoulder	Decorated/Inc. Horizontal
2311	1	465	235	House	13		319	4	1	Neck	Decorated
2312	1	465	235	House	13		319	7	1	Neck/Shoulder	Decorated/Inc. Horizontal
2313	1	465	235	House	13		319	7	1	Neck	Decorated
2314	1	500	200	House	11/9		255		Fill	Unanalyzable Rim	
2315	1	490	220	House	11	74			Fill	Unanalyzable Rim	
2316	1	645	230	Exterior			65		Fill	Unanalyzable Rim	
2317	1	535	165	Midden	2		226		Fill	Unanalyzable Rim	
2318	1	494	163	Midden	3				Plz	Neck	Decorated
2319	1	495	155	Exterior			265		Fill	Body	Plain
2320	1	490	240	Midden	1		324		Fill	Unanalyzable Rim	
2321	1	491	249	Midden	1				Plz	Unanalyzable Rim	
2322	1	491	248	Midden	1				Plz	Unanalyzable Rim	
2323	3	492	248	Midden	1				Plz	Unanalyzable Rim	
2324	1	493	250	Midden	1				Plz	Unanalyzable Rim	
2325	1	493	252	Midden	1				Plz	Unanalyzable Rim	
2326	1	*	*	Midden	1				Plz	Unanalyzable Rim	
2327	2	494	250	Midden	1				Plz	Unanalyzable Rim	
2328	3	494	251	Midden	1				Plz	Unanalyzable Rim	
2329	1	494	252	Midden	1				Plz	Unanalyzable Rim	
2330	3	495	248	Midden	1				Plz	Unanalyzable Rim	
2331	2	495	250	Midden	1				Plz	Unanalyzable Rim	
2332	1	495	252	Midden	1				Plz	Unanalyzable Rim	
2333	1	496	249	Midden	1				Plz	Unanalyzable Rim	
2334	1	496	252	Midden	1				Plz	Unanalyzable Rim	

Cat.	Qty	Unit 1	Unit 2	Macro Location	Number	Post	Feature	Quad	Level	Fragment Type	Decoration
2335	1	497	252	Midden	1				Plz	Unanalyzable Rim	
2336	1	497	249	Midden	1				Plz	Unanalyzable Rim	
2337	1	497	252	Midden	1				Plz	Unanalyzable Rim	
2338	1	498	249	Midden	1				Plz	Unanalyzable Rim	
2339	1	498	252	Midden	1				Plz	Unanalyzable Rim	
2340	2	499	253	Midden	1				Plz	Unanalyzable Rim	
2341	1	500	245	Midden	1		328	3	Fill	Unanalyzable Rim	
2342	1	500	250	Midden	1				Plz	Unanalyzable Rim	
2343	1	500	251	Midden	1				Plz	Unanalyzable Rim	
2344	1	503	253	Midden	1				Plz	Unanalyzable Rim	
2345	1	500	245	Midden	1		328	4	Fill	Unanalyzable Rim	
2346	1	488	164	Midden	2				Plz	Unanalyzable Rim	
2347	2	526	164	Midden	2				Plz	Unanalyzable Rim	
2348	1	532	165	Midden	2				Plz	Unanalyzable Rim	
2349	1	532	166	Midden	2				Plz	Unanalyzable Rim	
2350	1	533	165	Midden	2				Plz	Unanalyzable Rim	
2351	2	534	165	Midden	2				Plz	Unanalyzable Rim	
2352	1	536	169	Midden	2				Plz	Unanalyzable Rim	
2353	1	538	167	Midden	2				Plz	Unanalyzable Rim	
2354	1	539	165	Midden	2				Plz	Unanalyzable Rim	
2355	1	485	156	Midden	3				Basal Midden	Unanalyzable Rim	
2356	3	486	155	Midden	3				Basal Midden	Unanalyzable Rim	
2357	1	486	157	Midden	3				Basal Midden	Unanalyzable Rim	
2358	1	486	167	Midden	3				Plz	Unanalyzable Rim	
2359	1	487	156	Midden	3				Basal Midden	Unanalyzable Rim	
2360	1	487	159	Midden	3				Basal Midden	Neck	Decorated
2361	1	487	161	Midden	3				Basal Midden	Unanalyzable Rim	
2362	1	487	164	Midden	3				Basal Midden	Neck	Decorated
2363	1	488	163	Midden	3				Basal Midden	Neck	Decorated
2364	1	488	165	Midden	3				Plz	Neck	Decorated
2365	1	488	156	Midden	3				Plz	Unanalyzable Rim	
2366	2	489	156	Midden	3				Plz	Neck	Decorated
2367	1	489	157	Midden	3				Plz	Unanalyzable Rim	
2368	1	489	161	Midden	3				Plz	Neck	Decorated
2369	1	489	161	Midden	3				Plz	Unanalyzable Rim	
2370	1	489	166	Midden	3				Plz	Neck	Decorated
2371	1	490	167	Midden	3				Plz	Unanalyzable Rim	
2372	1	490	164	Midden	3				Plz	Neck	Decorated
2373	1	492	164	Midden	3				Plz	Unanalyzable Rim	
2374	1	494	164	Midden	3				Plz	Unanalyzable Rim	
2375	1	496	158	Midden	3				Plz	Unanalyzable Rim	
2376	1	493	167	Midden	3				Plz	Unanalyzable Rim	
2377	1	493	169	Midden	3				Plz	Unanalyzable Rim	

Cat.	Qty	Unit 1	Unit 2	Macro Location	Number	Post	Feature	Quad	Level	Fragment Type	Decoration
2378	1	494	167	Midden	3				Plz	Unanalyzable Rim	
2379	1	494	162	Midden	3				Plz	Unanalyzable Rim	
2380	1	495	170	Midden	3				Plz	Unanalyzable Rim	
2381	1	496	164	Midden	3				Plz	Unanalyzable Rim	
2382	1	496	165	Midden	3				Plz	Unanalyzable Rim	
2383	1	497	165	Midden	3				Plz	Unanalyzable Rim	
2384	1	498	167	Midden	3				Plz	Unanalyzable Rim	
2385	1	490	165	Midden	3		290	1	Fill	Neck	Decorated
2386	1	490	165	Midden	3		290	2	Fill	Neck	Decorated
2387	1	490	165	Midden	3		290	2	Fill	Unanalyzable Rim	
2388	1	490	165	Midden	3		290	3	Fill	Unanalyzable Rim	
2389	1	490	165	Midden	3		290	3	Fill	Body	Indeterminate Decorated
2390	2	490	165	Midden	3		290	4	Fill	Neck	Decorated
2391	1	535	180	House	5	4			Fill	Minature Vessel	
2392	1	550	240	House	7		166		Fill	Gamming Disc	
2393	1	465	190	House	14		338		Fill	Unanalyzable Rim	
2394	1	530	190	House	5		138	3	1	Unanalyzable Rim	
2395	1	535	190	House	5		125	4	Fill	Unanalyzable Rim	
2396	1	465	200	House	14		331		Fill	Unanalyzable Rim	
2397	1	470	235	House	13		327		Fill	Unanalyzable Rim	
2398	1	575	255	House	1		98	2	2	Unanalyzable Rim	
2399	1	560	255	House	7	PM 9			Fill	Shoulder/Body	Finger Nail Impressed Oblique/Plain
2400	1	533	190	House	5		124	3	Fill	Unanalyzable Rim	
2401	1	465	235	House	13		319	2	2	Unanalyzable Rim	
2402	1	470	230	House	13		306	*	1	Unanalyzable Rim	
2403	1	605	205	House	2		70	*	*	Neck/Shoulder/Body	Plain
2404	7	535	165	Midden	2		226		Fill	Unanalyzable Rim	
2405	1	535	190	House	5		124	SW	Fill	Unanalyzable Rim	
2406	1	589	166	Exterior					Plz	Unanalyzable Rim	
2407	1	490	160	Midden	3		290	6	1	Neck	Decorated
2408	1	487	154	Midden	3				Basal Midden	Unanalyzable Rim	
2409	2	496	251	Midden	1				Plz	Unanalyzable Rim	
2410	1	492	164	Midden	3				Plz	Unanalyzable Rim	
2411	1	490	161	Midden	3				Plz	Unanalyzable Rim	
2412	1	490	160	Midden	3		290	3	Fill	Unanalyzable Rim	
2413	1	492	156	Midden	3				Basal Midden	Neck	Decorated
2414	1	491	161	Midden	3				Plz	Unanalyzable Rim	
2415	1	490	166	Midden	3				Plz	Neck	Decorated
2416	2	490	161	Midden	3				Plz	Neck	Decorated
2417	1	490	155	Midden	3				Plz	Neck	Decorated
2418	1	490	160	Midden	3				Plz	Neck	Decorated

Cat.	Qty	Unit 1	Unit 2	Macro Location	Number	Post	Feature	Quad	Level	Fragment Type	Decoration
2419	1	489	161	Midden	3				Plz	Shoulder	Indeterminate Decorated
2420	1	489	161	Midden	3				Plz	Unanalyzable	
2421	2	489	161	Midden	3				Plz	Neck	Decorated
2422	1	489	156	Midden	3				Basal Midden	Neck	Decorated
2423	1	488	166	Midden	3				Plz	Neck	Decorated
2424	1	488	162	Midden	3				Basal Midden	Neck	Decorated
2425	2	488	157	Midden	3				Basal Midden	Neck	Decorated
2426	1	488	156	Midden	3				Basal Midden	Neck	Decorated
2427	1	487	164	Midden	3				Plz	Unanalyzable Rim	
2428	1	487	163	Midden	3				Plz	Neck	Decorated
2429	1	487	157	Midden	3				Plz	Neck/Shoulder	Decorated/Plain
2430	3	487	157	Midden	3				Plz	Neck	Decorated
2431	3	487	156	Midden	3				Basal Midden	Neck/Shoulder	Decorated/Plain
2432	1	486	157	Midden	3				Basal Midden	Neck/Shoulder	Decorated/Plain
2433	1	486	157	Midden	3				Basal Midden	Neck	Decorated
2434	10	486	156	Midden	3				Basal Midden	Neck	Decorated
2435	2	486	156	Midden	3				Basal Midden	Neck/Shoulder	Decorated/Plain
2436	1	499	163	Midden	3				Plz	Unanalyzable Rim	
2437	1	490	160	Midden	3		290	4	Basal Midden	Neck	Decorated
2438	1	493	160	Midden	3		276		2	Neck/Shoulder	Decorated/Plain
2439	1	493	160	Midden	3		276		2	Neck/Shoulder	Decorated/Plain
2440	1	490	161	Midden	3				Plz	Unanalyzable Rim	
2441	1	495	166	Midden	3				Plz	Unanalyzable Rim	
2442	1	495	160	Midden	3				Plz	Unanalyzable Rim	
2444	1	495	164	Midden	3				Plz	Unanalyzable Rim	
2445	1	487	163	Midden	3				Basal Midden	Unanalyzable Rim	
2446	1	486	166	Midden	3				Plz	Unanalyzable Rim	
2447	1	488	156	Midden	3				Plz	Unanalyzable Rim	
2448	1	488	161	Midden	3				Plz	Unanalyzable Rim	
2449	1	496	167	Midden	3				Plz	Unanalyzable Rim	
2450	1	491	168	Midden	3				Plz	Unanalyzable Rim	
2451	1	491	156	Midden	3				Basal Midden	Unanalyzable Rim	
2452	1	490	156	Midden	3				Basal Midden	Unanalyzable Rim	
2453	1	488	160	Midden	3				Basal Midden	Unanalyzable Rim	
2454	1	487	157	Midden	3				Plz	Unanalyzable Rim	
2455	1	496	163	Midden	3				Plz	Unanalyzable Rim	
2456	1	495	251	Midden	1				Plz	Unanalyzable Rim	
2457	1	494	252	Midden	1				Plz	Unanalyzable Rim	
2458	1	535	165	Midden	2		226		Fill	Unanalyzable Rim	
2459	1	535	165	Midden	2		226		Fill	Unanalyzable Rim	
2460	3	535	165	Midden	2		226		Fill	Unanalyzable Rim	
2461	1	492	166	Midden	3				Plz	Unanalyzable Rim	

Cat.	Qty	Unit 1	Unit 2	Macro Location	Number	Post	Feature	Quad	Level	Fragment Type	Decoration
2462	1	494	167	Midden	3				Plz	Unanalyzable Rim	
2463	1	494	252	Midden	1				Plz	Unanalyzable Rim	
2464	1	493	250	Midden	1				Plz	Unanalyzable Rim	
2465	1	520	195	House	6	31			Fill	Unanalyzable Rim	
2466	1	488	163	Midden	3				Basal Midden	Unanalyzable Rim	
2467	2			Site						Unanalyzable Rim	
2468	1	490	164	Midden	3				Plz	Unanalyzable Rim	
2469	1	488	164	Midden	2				Plz	Unanalyzable Rim	
2470	1	595	215	Exterior			73		Fill	Unanalyzable Rim	
2471	1	535	245	House	10		250	SW	Fill	Unanalyzable Rim	
2472	1	490	160	Midden	3		290	2	Fill	Unanalyzable Rim	
2473	1	*	*	Midden	1				Plz	Unanalyzable Rim	
2474	1	495	248	Midden	1				Plz	Unanalyzable Rim	
2475	1	495	166	Midden	3				Plz	Unanalyzable Rim	
2476	1	565	170	House	17		345	2	Fill	Unanalyzable Rim	
2477	1	525	215	House	6		193		Fill	Unanalyzable Rim	
2478	1	493	165	Midden	3				Plz	Unanalyzable Rim	
2479	1	535	245	House	10		250	SE	1	Unanalyzable Rim	
2480	1	540	200	Exterior			164		Fill	Unanalyzable Rim	
2481	2	540	200	Exterior			164		Fill	Unanalyzable Rim	
2482	1	486	155	Midden	3				Plz	Unanalyzable Rim	
2483	1	492	249	Midden	1				Plz	Unanalyzable Rim	
2484	1	525	210	House	6		192	3	2	Unanalyzable Rim	
2485	1	*	*	Midden	3				*	Unanalyzable Rim*	
2486	1	486	158	Midden	3				Basal Midden	Unanalyzable Rim*	
2487	1	494	168	Midden	3				Plz	Unanalyzable Rim*	
2488	1	535	165	Midden	2		226		Fill	Unanalyzable Rim*	
2489	1	487	160	Midden	3				Basal Midden	Unanalyzable Rim*	
2490	1	536	168	Midden	2				Plz	Unanalyzable Rim*	
2491	1	486	157	Midden	3				Basal Midden	Unanalyzable Rim*	
2492	1	489	165	Midden	3				Plz	Unanalyzable Rim*	
2493	1	538	167	Midden	2				Plz	Unanalyzable Rim*	
2494	1	489	161	Midden	3				Plz	Unanalyzable Rim*	
2495	1	487	164	Midden	3				2	Unanalyzable Rim*	
2496	1	491	161	Midden	3				Plz	Unanalyzable Rim*	
2497	1	489	157	Midden	3				2	Unanalyzable Rim*	
2498	1	488	164	Midden	2				Plz	Unanalyzable Rim*	
2499	4	486	155	Midden	3				Basal Midden	Unanalyzable	
2500	2	486	155	Midden	3				Basal Midden	Neck/Shoulder	Decorated/Plain
2501	11	486	155	Midden	3				Basal Midden	Neck	Decorated

APPENDIX 3

Ceramic Pipe Catalogue

Appendix 3: Ceramic Pipe Catalogue - Bowl Attributes

Cat #	Unit	Feature	Macro Location	Level	Quad	Condition	Bowl Diameter	Bowl Height	Lip Thickness	Surface Treatment	Decorative Motif	Decorative Technique	Bowl Type
1821	494-251		Midden 1	Plz		Unidentifiable bowl fragment				Burnished			
1835	497-250		Midden 1	Plz		Unidentifiable bowl fragment				Slightly Burnished			
1839	534-165		Midden 2	Plz		Unidentifiable bowl fragment				Smoothed			
1840	535-165	226	Midden 2	Fill		Unidentifiable bowl fragment				Slightly Burnished			
1842	535-165	226	Midden 2	Fill		Unidentifiable bowl fragment				Smoothed			
1844	539-166		Midden 2	Plz		Unidentifiable bowl fragment				Smoothed			
1855	535-169		Midden 2	Plz		Unidentifiable bowl fragment				Smoothed			
1856	533-165		Midden 2	Plz		Unidentifiable bowl fragment				Smoothed			
1857	536-166		Midden 2	Plz		Unidentifiable bowl fragment				Smoothed			
1858	534-164		Midden 2	Plz		Unidentifiable bowl fragment				Indeterminate			
1859	533-164		Midden 2	Plz		Unidentifiable bowl fragment				Weathered			
1860	526-164		Midden 2	Plz		Unidentifiable bowl fragment				Indeterminate			
1872	489-167		Midden 3	Plz		Unidentifiable bowl fragment				Slightly Burnished			
1875	485-153		Midden 3	Plz		Unidentifiable bowl fragment				Weathered			
1876	497-165		Midden 3	Plz		Unidentifiable bowl fragment				Smoothed			
1877	487-164		Midden 3	Basal Midden		Unidentifiable bowl fragment				Burnished			
1878	487-164		Midden 3	Basal Midden		Unidentifiable bowl fragment				Weathered			
1889	489-162		Midden 3	Plz		Unidentifiable bowl fragment				Burnished			
1890	487-163		Midden 3	Plz		Unidentifiable bowl fragment				Slightly Burnished			
1891	489-166		Midden 3	Plz		Unidentifiable bowl fragment				Smoothed			

Cat #	Unit	Feature	Macro Location	Level	Quad	Condition	Bowl Diameter	Bowl Height	Lip Thickness	Surface Treatment	Decorative Motif	Decorative Technique	Bowl Type
1892	496-167		Midden 3	Plz		Unidentifiable bowl fragment				Slightly Burnished			
1893	486-166		Midden 3	Plz		Unidentifiable bowl fragment				Slightly Burnished			
1897	496-165		Midden 3	Plz		Unidentifiable bowl fragment				Burnished			
1899	493-165		Midden 3	Plz		Unidentifiable bowl fragment				Indeterminate			
1900	484-156		Midden 3	Plz		Unidentifiable bowl fragment				Slightly Burnished			
1927	489-167		Midden 3	Plz		Unidentifiable bowl fragment				Burnished			
1928	490-158		Midden 3	Plz		Unidentifiable bowl fragment				Smoothed			
1929	487-163		Midden 3	Basal Midden		Unidentifiable bowl fragment				Weathered			
1930	487-155		Midden 3	Basal Midden		Unidentifiable bowl fragment				Weathered			
1931	490-165		Midden 3	Plz		Unidentifiable bowl fragment				Indeterminate			
1932	497-166		Midden 3	Plz		Unidentifiable bowl fragment				Slightly Burnished			
1933	492-164		Midden 3	Plz		Unidentifiable bowl fragment				Slightly Burnished			
1934	483-164		Midden 3	Plz		Unidentifiable bowl fragment				Slightly Burnished			
1935	498-165		Midden 3	Plz		Unidentifiable bowl fragment				Slightly Burnished			
1936	489-158		Midden 3	Basal Midden		Unidentifiable bowl fragment				Burnished			
1937	485-164		Midden 3	Plz		Unidentifiable bowl fragment				Slightly Burnished			
1938	485-158		Midden 3	Basal Midden		Unidentifiable bowl fragment				Slightly Burnished			
1939	494-164		Midden 3	Plz		Unidentifiable bowl fragment				Weathered			
1940	489-158		Midden 3	Plz		Unidentifiable bowl fragment				Smoothed			
1941	490-159		Midden 3	Basal Midden		Unidentifiable bowl fragment				Slightly Burnished			
1942	487-166		Midden 3	Plz		Unidentifiable bowl fragment				Slightly Burnished			

Cat #	Unit	Feature	Macro Location	Level	Quad	Condition	Bowl Diameter	Bowl Height	Lip Thickness	Surface Treatment	Decorative Motif	Decorative Technique	Bowl Type
1943	488-165		Midden 3	Plz		Unidentifiable bowl fragment				Burnished			
1946	488-157		Midden 3	Basal Midden		Unidentifiable bowl fragment				Burnished			
1947	487-165		Midden 3	Plz		Unidentifiable bowl fragment				Slightly Burnished			
1948	490-165		Midden 3	Plz		Unidentifiable bowl fragment				Smoothed			
1949	490-165		Midden 3	Plz		Unidentifiable bowl fragment				Smoothed			
1950	459-165		Midden 3	Plz		Unidentifiable bowl fragment				Slightly Burnished			
1951	486-167		Midden 3	Plz		Unidentifiable bowl fragment				Slightly Burnished			
1953	488-166		Midden 3	Plz		Unidentifiable bowl fragment				Smoothed			
1956	492-160		Midden 3	Plz		Unidentifiable bowl fragment				Smoothed			
1958	488-164		Midden 3	Plz		Unidentifiable bowl fragment				Slightly Burnished			
1959	490-167		Midden 3	Plz		Unidentifiable bowl fragment				Slightly Burnished			
1962	507-250	104	House 1	Fill		Unidentifiable bowl fragment				Slightly Burnished			
1965	610-195	PM 5	House 2	Fill		Unidentifiable bowl fragment				Burnished			
1972	535-195	121	House 5	Fill		Unidentifiable bowl fragment				Weathered			
1973	530-200	115	House 5	3	S	Unidentifiable bowl fragment				Burnished			
1982	470-235	PM 2	House 13	Fill		Unidentifiable bowl fragment				Slightly Burnished			
1986		334	Exterior	Fill		Unidentifiable bowl fragment				Slightly Burnished			
1989	Surface 195		Site			Unidentifiable bowl fragment				Slightly Burnished			
1990	Surface 72		Site			Unidentifiable bowl fragment				Smoothed			
1992	Surface P1		Site			Unidentifiable bowl fragment				Slightly Burnished			
1993	494-165		Midden 3	Plz		Identifiable bowl fragment			5.57	Smoothed	Plain	Plain	Conical Flared Plain

Cat #	Unit	Feature	Macro Location	Level	Quad	Condition	Bowl Diameter	Bowl Height	Lip Thickness	Surface Treatment	Decorative Motif	Decorative Technique	Bowl Type
1994	494-162		Midden 3	Plz		Identifiable bowl fragment			5.97	Slightly Burnished	Plain	Plain	Conical Flared Plain
1995	494-166		Midden 3	Plz		Identifiable bowl fragment			6.05	Slightly Burnished	Plain	Plain	Conical Plain
1996	486-156		Midden 3	Basal Midden		Identifiable bowl fragment			6.04	Smoothed	Plain	Plain	Conical Plain
1997	486-158		Midden 3	Basal Midden		Identifiable bowl fragment			4.75	Burnished	Plain	Plain	Conical Flared Plain
1998	493-163		Midden 3	Plz		Identifiable bowl fragment			4.24	Smoothed	Plain	Plain	Conical Plain
1999	489-156		Midden 3	Plz		Identifiable bowl fragment			4.79	Slightly Burnished	Plain	Plain	Conical Plain
2000	490-165	290	Midden 3	Fill	7	Unidentifiable bowl fragment				Burnished			
2001	490-165	290	Midden 3	Fill	7	Identifiable bowl fragment			2.63	Burnished	Plain	Plain	Conical Flared Plain
2002	483-165		Midden 3	Plz		Identifiable bowl fragment			5.08	Slightly Burnished	Plain	Plain	Vasiform Plain
2003	465-230	PM 33	House 12 or 13	Fill		Unidentifiable bowl fragment				Slightly Burnished			
2004	532-167		Midden 2	Plz		Unidentifiable bowl fragment				Burnished			
2005	550-240	168	House 7	Living Floor	1	Unidentifiable bowl fragment				Burnished			
2006	490-205	PM 25	House 11	Fill		Identifiable bowl fragment			4.77	Burnished	Plain	Plain	Conical Flared Plain
2007	534-167		Midden 2	Plz		Identifiable bowl fragment			4.15	Weathered	Plain	Plain	Conical Flared Plain
2008	502-252		Midden 1	Plz		Identifiable bowl fragment			5.48	Slightly Burnished	Plain	Plain	Conical Flared Plain
2009	470-235	PM 2	House 13	Fill		Identifiable bowl fragment			8.13	Burnished	Plain	Plain	Vasiform Plain
2010	487-166		Midden 3	Plz		Identifiable bowl fragment			5.86	Smoothed	Plain	Plain	Conical Flared Plain
2011	501-251		Midden 1	Plz		Identifiable bowl fragment			3.36	Smoothed	Plain	Plain	Conical Plain
2012	P1 Surface		Site			Identifiable bowl fragment			4.76	Slightly Burnished	Plain	Plain	Conical Flared Plain
2013	493-165		Midden 3	Plz		Identifiable bowl fragment			4.36	Smoothed	Plain	Plain	Conical Flared Plain
2014	499-164		Midden 2	Plz		Identifiable bowl fragment			3.2	Smoothed	Plain	Plain	Bulbous Plain

Cat #	Unit	Feature	Macro Location	Level	Quad	Condition	Bowl Diameter	Bowl Height	Lip Thickness	Surface Treatment	Decorative Motif	Decorative Technique	Bowl Type
2015	483-164		Midden 3	Plz		Identifiable bowl fragment			6.39	Slightly Burnished	Plain	Plain	Conical Flared Plain
2016	495-167		Midden 3	Plz		Identifiable bowl fragment			5.16	Slightly Burnished	Plain	Plain	Conical Flared Plain
2017	481-158		Midden 3	Basal Midden		Identifiable bowl fragment			5.22	Burnished	Plain	Plain	Conical Flared Plain
2018	499-250		Midden 1	Plz		Unidentifiable bowl fragment				Smoothed			
2019	535-167		Midden 2	Plz		Identifiable bowl fragment			4.9	Slightly Burnished	Plain	Plain	Conical Flared Plain
2020	533-164		Midden 2	Plz		Identifiable bowl fragment			5.68	Slightly Burnished	Plain	Plain	Conical Flared Plain
2021	497-250		Midden 1	Plz		Identifiable bowl fragment			3.95	Slightly Burnished	Plain	Plain	Barrel Plain
2022	497-252		Midden 1	Plz		Identifiable bowl fragment			4.55	Weathered	Plain	Plain	Conical Plain
2023	495-252		Midden 1	Plz		Identifiable bowl fragment			4.75	Slightly Burnished	Plain	Plain	Conical Flared Plain
2024	491-165		Midden 3	Plz		Identifiable bowl fragment			4.23	Weathered	Plain	Plain	Conical Flared Plain
2025	499-250		Midden 1	Plz		Unidentifiable bowl fragment				Burnished			
2026	491-165		Midden 3	Plz		Identifiable bowl fragment			5.14	Slightly Burnished	Plain	Plain	Conical Flared Plain
2027	502-255		Midden 1	Plz		Unidentifiable bowl fragment				Slightly Burnished			
2028	536-167		Midden 2	Plz		Identifiable bowl fragment			4.24	Slightly Burnished	Plain	Plain	Vasiform Plain
2029	560-240	97	House 1	2	1	Identifiable bowl fragment	39.81	59.39	4.42	Burnished	Plain	Plain	Vasiform Plain
2030	525-240	198	House 6	2	4	Identifiable bowl fragment	33.97	55.4	4.78	Burnished	Plain	Plain	Vasiform Plain
2031	*		Midden 1	Plz		Identifiable bowl fragment			3.24	Burnished	Plain	Plain	Conical Flared Plain
2032	*		Midden 2	Plz		Identifiable bowl fragment			7.11	Slightly Burnished	Plain	Plain	Vasiform Plain
2033	*	*	Midden 3	*	*	Identifiable bowl fragment			4.81	Slightly Burnished	Plain	Plain	Conical Flared Plain
2034	*		Midden 3	Plz		Identifiable bowl fragment			4.59	Slightly Burnished	Plain	Plain	Conical Flared Plain
2035	491-169		Midden 3	Plz		Unidentifiable bowl fragment				Smoothed			

Cat #	Unit	Feature	Macro Location	Level	Quad	Condition	Bowl Diameter	Bowl Height	Lip Thickness	Surface Treatment	Decorative Motif	Decorative Technique	Bowl Type
2036	536-169		Midden 2	Plz		Unidentifiable bowl fragment				Smoothed			
2037	536-168		Midden 2	Plz		Unidentifiable bowl fragment				Slightly Burnished			
2038	536-168		Midden 2	Plz		Unidentifiable bowl fragment				Weathered			
2039	459-165		Midden 3	Plz		Unidentifiable bowl fragment				Slightly Burnished			
2040	494-253		Midden 1	Plz		Unidentifiable bowl fragment				Weathered			
2041	505-220	PM ?	House 8	Fill		Unidentifiable bowl fragment				Burnished			
2042	491-249		Midden 1	Plz		Unidentifiable bowl fragment				Weathered			
2043	497-252		Midden 1	Plz		Unidentifiable bowl fragment				Slightly Burnished			
2044	493-250		Midden 1	Plz		Unidentifiable bowl fragment				Slightly Burnished			
2045	496-249		Midden 1	Plz		Unidentifiable bowl fragment				Slightly Burnished			
2046	492-165		Midden 3	Plz		Unidentifiable bowl fragment				Smoothed			
2047	493-167		Midden 3	Plz		Unidentifiable bowl fragment				Burnished			
2048	489-160		Midden 3	Plz		Unidentifiable bowl fragment				Smoothed			
2049	488-161		Midden 3	Plz		Unidentifiable bowl fragment				Burnished			
2050	496-167		Midden 3	Plz		Unidentifiable bowl fragment				Weathered			
2051		168	House 7	1	4	Unidentifiable bowl fragment				Slightly Burnished			
2052		226	Midden 2	Fill		Unidentifiable bowl fragment				Smoothed			
2053	495-250		Midden 1	Plz		Unidentifiable bowl fragment				Slightly Burnished			
2054	485-162		Midden 3	Plz		Unidentifiable bowl fragment				Slightly Burnished			
2055	P1 Surface		Site			Unidentifiable bowl fragment				Slightly Burnished			
2056	499-251		Midden 1	Plz		Unidentifiable bowl fragment				Slightly Burnished			

Cat #	Unit	Feature	Macro Location	Level	Quad	Condition	Bowl Diameter	Bowl Height	Lip Thickness	Surface Treatment	Decorative Motif	Decorative Technique	Bowl Type
2057	495-252		Midden 1	Plz		Unidentifiable bowl fragment				Slightly Burnished			
2058	539-166		Midden 2	Plz		Unidentifiable bowl fragment				Slightly Burnished			
2059	495-163		Midden 3	Plz		Identifiable bowl fragment			4.56	Smoothed	Horizontal (2)	Incised	Conical Flared Ring
2060	505-225	PM 20	House 8	Fill		Identifiable bowl fragment			4.59	Slightly Burnished	Horizontal (5)	Incised	Conical Flared Ring
2061	465-240	PM 37	House 13	Fill		Identifiable bowl fragment			5.21	Slightly Burnished	(4) over Punctate	Incised over Punctate	Trumpet Decorated
2062	P 169 Surface		Site			Identifiable bowl fragment			4.55	Weathered	(4) over Punctate	Incised over Punctate	Flared Decorated
2063		65	Exterior	Fill		Identifiable bowl fragment			6.55	Slightly Burnished	Horizontal (1)	Incised	Conical Flared Ring
2064	490-160		Midden 3	Plz		Identifiable bowl fragment			4.49	Slightly Burnished	(6) over Punctate	Incised over Punctate	Conical Decorated
2065	488-167		Midden 3	Plz		Identifiable bowl fragment			3.9	Smoothed	Horizontal (8)	Incised	Conical Flared Ring
2066		328	Midden 1	Fill	4	Identifiable bowl fragment			5.47	Slightly Burnished	(3) over Punctate	Incised over Punctate	Trumpet Decorated
2067	487-163		Midden 3	Plz		Identifiable bowl fragment			4.38	Burnished	(5) over Punctate	Incised over Punctate	Flared Decorated
2068	528-165		Midden 2	Plz		Identifiable bowl fragment			4.28	Smoothed	(4) over Punctate	Incised over Punctate	Barrel Decorated
2069	491-163		Midden 3	Plz		Identifiable bowl fragment			7.73	Slightly Burnished	Horizontal (5)	Incised	Trumpet Ring
2070	497-166		Midden 3	Plz		Identifiable bowl fragment			5.03	Smoothed	Horizontal (4)	Incised	Conical Flared Ring
2071	P1 Surface		Site			Identifiable bowl fragment			5.81	Slightly Burnished	Horizontal (5)	Incised	Conical Flared Ring
2072		328	Midden 1	Fill	3	Identifiable bowl fragment			4.24	Burnished	Horizontal (3)	Incised	Conical Flared Ring
2073	490-158		Midden 3	Plz		Identifiable bowl fragment			5.12	Smoothed	(3) over Punctate	Incised over Punctate	Trumpet Decorated
2074	525-210	PM 28	House 6	Fill		Identifiable bowl fragment			5.03	Burnished	Horizontal (6)	Incised	Trumpet Ring
2075	497-250		Midden 1	Plz		Identifiable bowl fragment			3.54	Slightly Burnished	Punctate	Punctate	Flared Decorated
2076	488-167		Midden 3	Plz		Identifiable bowl fragment			4.5	Smoothed	Horizontal (3)	Incised	Conical Flared Ring
2077	635-265		House 3	Fill		Unidentifiable bowl fragment				Burnished			

Cat #	Unit	Feature	Macro Location	Level	Quad	Condition	Bowl Diameter	Bowl Height	Lip Thickness	Surface Treatment	Decorative Motif	Decorative Technique	Bowl Type
2078	533-166		Midden 2	Plz		Identifiable bowl fragment			5.05	Smoothed	(4) over Punctate	Incised over Punctate	Barrel Decorated
2079	499-166		Midden 3	Plz		Identifiable bowl fragment				Smoothed	Horizontal (2+)	Incised	Conical Flared Ring
2080		328	Midden 1	Fill	4	Unidentifiable bowl fragment				Slightly Burnished			
2081	493-161		Midden 3	Plz		Identifiable bowl fragment			2.3	Smoothed	Horizontal (2) over Horizontal Interrupted by Punctate	Incised over Incised interrupted by Punctate	Conical Flared Decorated
2082	494-252		Midden 1	Plz		Identifiable bowl fragment			3.38	Smoothed	(2) over Opposed (Left and Right Oblique)	Incised	Vasiform Decorated
2083	499-167		Midden 3	Plz		Identifiable bowl fragment			3.63	Smoothed	(3) over Opposed (Left and Right Oblique)	Incised	Vasiform Decorated
2084	465-235	319	House 13	1	7	Identifiable bowl fragment			4.89	Burnished	(2) over Opposed (Left and Right Oblique)	Incised	Trumpet Decorated
2085	533-165		Midden 2	Plz		Identifiable bowl fragment			5.93	Weathered	(4) over Punctate	Incised over Punctate	Flared Decorated
2086	500-250		Midden 1	Plz		Identifiable bowl fragment			3.78	Burnished	Horizontal (6)	Incised	Conical Flared Ring
2087	520-164		Exterior	Plz		Identifiable bowl fragment			4.71	Weathered	(4) over Punctate	Incised over Punctate	Flared Decorated
2088	489-159		Midden 3	Plz		Identifiable bowl fragment			3.78	Slightly Burnished	(3) over Punctate	Incised over Punctate	Flared Decorated
2089	483-165		Midden 3	Plz		Identifiable bowl fragment			4.37	Slightly Burnished	(3) over Punctate	Incised over Punctate	Flared Decorated
2090	535-168		Midden 2	Plz		Identifiable bowl fragment			2.69	Smoothed	(3) over Zig-Zag	Incised over Incised	Flared Decorated
2091		328	Midden 1	Fill	3	Identifiable bowl fragment			2.99	Weathered	Plain over Punctate over Horizontal	Plain over Punctate over Incised	Trumpet Decorated

Cat #	Unit	Feature	Macro Location	Level	Quad	Condition	Bowl Diameter	Bowl Height	Lip Thickness	Surface Treatment	Decorative Motif	Decorative Technique	Bowl Type
2092	1 Surface		Site			Identifiable bowl fragment			4.51	Slightly Burnished	(3) over Punctate	Incised over Punctate	Conical Decorated
2093	489-158		Midden 3	Basal Midden		Identifiable bowl fragment			3.6	Smoothed	Horizontal (3)	Incised	Conical Flared Ring
2094	492-159		Midden 3	Plz		Identifiable bowl fragment			4.3	Slightly Burnished	(3) over Punctate	Incised over Punctate	Flared Decorated
2095		65	Exterior	Fill		Identifiable bowl fragment			6.21	Burnished	Horizontal (3)	Incised	Conical Flared Ring
2096	491-249		Midden 1	Plz		Identifiable bowl fragment			3.17	Slightly Burnished	Horizontal (6)	Incised	Barrel Ring
2097	502-252		Midden 1	Plz		Identifiable bowl fragment			2.97	Slightly Burnished	Horizontal (1)	Incised	Conical Flared Ring
2098	488-168		Midden 3	Plz		Identifiable bowl fragment			2.66	Slightly Burnished	Horizontal (3)	Incised	Cylindrical Ring
2099	502-249		Midden 1	Plz		Unidentifiable bowl fragment				Slightly Burnished			
2100	493-249		Midden 1	Plz		Unidentifiable bowl fragment				Slightly Burnished			
2101	501-251		Midden 1	Plz		Unidentifiable bowl fragment				Weathered			
2102	495-252		Midden 1	Plz		Unidentifiable bowl fragment				Smoothed			
2103	486-162		Midden 3	Plz		Unidentifiable bowl fragment				Slightly Burnished			
2104	488-164		Midden 3	Plz		Unidentifiable bowl fragment				Weathered			
2105	496-165		Midden 3	Plz		Unidentifiable bowl fragment				Smoothed			
2106	499-164		Midden 2	Plz		Unidentifiable bowl fragment				Slightly Burnished			
2107		328	Midden 1	Fill	4	Identifiable bowl fragment			5.81	Burnished	(4) over Punctate	Incised over Punctate	Flared Decorated
2108	491-156		Midden 3	Basal Midden		Identifiable bowl fragment			4.64	Slightly Burnished	(5) over Punctate	Incised over Punctate	Barrel Decorated
2109	*		Midden 3	Plz		Identifiable bowl fragment			5.36	Slightly Burnished	Horizontal (5) over Vertical	Incised over Dentate Stamp	Conical Flared Decorated
2110		328	Midden 1	Fill	*	Identifiable bowl fragment			4.72	Burnished	Horizontal (7)	Incised	Conical Flared Ring
2111	*		Midden 3	Plz		Identifiable bowl fragment			5.28	Slightly Burnished	(4) over Punctate	Incised over Punctate	Flared Decorated

Cat #	Unit	Feature	Macro Location	Level	Quad	Condition	Bowl Diameter	Bowl Height	Lip Thickness	Surface Treatment	Decorative Motif	Decorative Technique	Bowl Type
2112	*		Midden 3	*		Identifiable bowl fragment			4.21	Smoothed	Horizontal (5) over Vertical	Incised over Dentate Stamp	Conical Flared Decorated
2113	*		Midden 3	Plz		Identifiable bowl fragment			4.98	Slightly Burnished	Horizontal (5)	Incised	Conical Flared Ring
2114	*		Midden 3	Plz		Identifiable bowl fragment			4.14	Weathered	over Opposed (Left and Right Oblique) over Horizontal over Punctate	Incised over Incised over Incised over Punctate	Vasiform Decorated
2115		226	Midden 2	Fill		Identifiable bowl fragment			4.43	Smoothed	Opposed (Left and Right Oblique)	Incised	Conical Flared Decorated
2116	*		Midden 3	*		Identifiable bowl fragment			5.74	Slightly Burnished	(3) over Punctate	Incised over Punctate	Trumpet Decorated
2117	*		Midden 3	Plz		Identifiable bowl fragment			3.25	Slightly Burnished	Horizontal (4)	Incised	Conical Ring
2118	486-157		Midden 3	Basal Midden		Unidentifiable bowl fragment				Burnished			
2119	535-190	124	House 5	Living Floor	1	Identifiable bowl fragment	17.88	36.86	2.38	Burnished	Zig-Zag over Horizontal	Incised over Incised	Flared Decorated
2296	493-164		Midden 3	Plz		Identifiable bowl fragment			2.32	Smoothed	See Notes	See Notes	Apple Bowl Decorated

Appendix 3: Ceramic Pipe Catalogue - Stem Attributes										
Cat #	**Qty**	**Unit Number**	**Feature**	**Macro Location**	**Level**	**Quad**	**Surface Treatment**	**Condition**	**Mouthpiece Types**	**Maximum Bore Diameter**
1794	1	497-252		Midden 1	Plz		Weathered	Stem Fragment		
1795	1	497-252		Midden 1	Plz		Smoothed	Stem Fragment		
1796	1	495-247		Midden 1	Plz		Burnished	Elbow Fragment		
1797	1	495-247		Midden 1	Plz		Burnished	Stem Fragment		
1798	1	499-250		Midden 1	Plz		Weathered	Stem Fragment		
1799	1	495-252		Midden 1	Plz		Smoothed	Stem Fragment		
1800	1	495-252		Midden 1	Plz		Weathered	Stem Fragment		
1801	1	493-251		Midden 1	Plz		Burnished	Mouthpiece Fragment	Flared	4.72
1802	1	495-248		Midden 1	Plz		Burnished	Stem Fragment		
1803	1	502-252		Midden 1	Plz		Burnished	Stem Fragment		
1804	1	501-251		Midden 1	Plz		Burnished	Stem with Mouthpiece Fragment	Flared	5.35
1805	1	501-253		Midden 1	Plz		Smoothed	Stem and Elbow Fragment		
1806	1	496-251		Midden 1	Plz		Slightly Burnished	Stem Fragment		
1807	1	498-251		Midden 1	Plz		Slightly Burnished	Stem Fragment		
1808	1	494-249		Midden 1	Plz		Weathered	Stem Fragment		
1809	1	501-249		Midden 1	Plz		Smoothed	Stem Fragment		
1810	1	495-250		Midden 1	Plz		Slightly Burnished	Stem and Elbow Fragment		
1811	1	494-248		Midden 1	Plz		Burnished	Stem and Elbow Fragment		
1812	1	502-255		Midden 1	Plz		Smoothed	Stem Fragment		
1813	1	496-249		Midden 1	Plz		Burnished	Stem Fragment		
1814	1	499-251		Midden 1	Plz		Smoothed	Stem Fragment		
1815	1	498-249		Midden 1	Plz		Burnished	Stem with Mouthpiece Fragment	Ground	3.05
1816	1	503-203		Midden 1	Plz		Slightly Burnished	Stem with Mouthpiece Fragment	Ground	3.48
1817	1	502-249		Midden 1	Plz		Weathered	Stem Fragment		
1818	1	490-240	324	Midden 1	Fill		Weathered	Mouthpiece Fragment	Flared	4.41
1819	1	500-250		Midden 1	Plz		Slightly Burnished	Stem with Mouthpiece to Elbow Fragment	Flared	
1820	1	500-250		Midden 1	Plz		Slightly Burnished	Stem Fragment		
1822	1	493-250		Midden 1	Plz		Smoothed	Stem Fragment		
1823	1	493-250		Midden 1	Plz		Weathered	Stem Fragment		
1824	1		328	Midden 1	Fill	4	Burnished	Stem Fragment		
1825	1		328	Midden 1	Fill	4	Burnished	Stem and Elbow Fragment		
1826	1		328	Midden 1	Fill	4	Burnished	Stem Fragment		
1827	1		328	Midden 1	Fill	3	Burnished	Stem Fragment		
1828	1		328	Midden 1	Fill	3	Burnished	Stem Fragment		
1829	1		328	Midden 1	Fill	3	Burnished	Elbow Fragment		
1830	1		328	Midden 1	Fill	3	Burnished	Stem Fragment		
1831	1		328	Midden 1	Fill	2	Burnished	Stem Fragment		
1832	1		328	Midden 1	Fill	2	Burnished	Mouthpiece Fragment	Flared	
1833	1	497-250		Midden 1	Plz		Smoothed	Stem Fragment		
1834	1	497-250		Midden 1	Plz		Slightly Burnished	Stem Fragment		
1836	1	537-167		Midden 2	Plz		Smoothed	Elbow Fragment		

Cat #	Qty	Unit Number	Feature	Macro Location	Level	Quad	Surface Treatment	Condition	Mouthpiece Types	Maximum Bore Diameter
1837	1	537-167		Midden 2	Plz		Slightly Burnished	Stem with Mouthpiece Fragment	Flared	5.1
1838	1	537-167		Midden 2	Plz		Smoothed	Stem Fragment		
1841	1		226	Midden 2	Fill		Smoothed	Stem with Mouthpiece Fragment	Flared	4.78
1843	1	539-166		Midden 2	Plz		Slightly Burnished	Stem with Mouthpiece to Elbow Fragment	Ground	4.53
1845	1	530-164		Midden 2	Plz		Indeterminate	Stem Fragment		
1846	1	534-166		Midden 2	Plz		Slightly Burnished	Stem and Elbow Fragment		
1847	1	499-164		Midden 2	Plz		Slightly Burnished	Stem Fragment		
1848	1	535-168		Midden 2	Plz		Burnished	Stem Fragment		
1849	1	534-167		Midden 2	Plz		Smoothed	Stem Fragment		
1850	1	535-167		Midden 2	Plz		Smoothed	Stem with Mouthpiece Fragment	Flared	
1851	1	534-170		Midden 2	Plz		Slightly Burnished	Stem Fragment		
1852	1	520-164		Midden 2	Plz		Weathered	Stem Fragment		
1853	1	520-164		Midden 2	Plz		Smoothed	Stem with Mouthpiece Fragment	Ground	4.6
1854	1	535-169		Midden 2	Plz		Weathered	Stem Fragment		
1861	1	493-162		Midden 3	Plz		Smoothed	Stem Fragment		
1862	1	486-156		Midden 3	Basal Midden		Weathered	Stem and Elbow Fragment		
1863	1	486-156		Midden 3	Basal Midden		Smoothed	Stem Fragment		
1864	1	487-164		Midden 3	Plz		Burnished	Stem and Elbow Fragment		
1865	1	492-160		Midden 3	Plz		Smoothed	Stem Fragment		
1866	1		290	Midden 3	Fill	6	Burnished	Stem with Mouthpiece Fragment	Ground	4.87
1867	1	488-159		Midden 3	Plz		Smoothed	Stem Fragment		
1868	1	492-168		Midden 3	Plz		Smoothed	Stem Fragment		
1869	1	493-168		Midden 3	Plz		Slightly Burnished	Stem Fragment		
1870	1	493-160	276	Midden 3	2		Slightly Burnished	Stem with Mouthpiece Fragment	Flared	
1871	1	485-163		Midden 3	Plz		Slightly Burnished	Stem with Mouthpiece to Elbow Fragment	Ground	
1873	1	489-161		Midden 3	Plz		Smoothed	Stem and Elbow Fragment		
1874	1	496-161		Midden 3	Plz		Weathered	Stem and Elbow Fragment		
1879	1	488-168		Midden 3	Plz		Burnished	Stem and Elbow Fragment		
1880	1	485-164		Midden 3	Plz		Slightly Burnished	Stem Fragment		
1881	1	491-161		Midden 3	Plz		Weathered	Stem Fragment		
1882	1	493-157		Midden 3	Plz		Slightly Burnished	Stem Fragment		
1883	1	490-162		Midden 3	Plz		Slightly Burnished	Mouthpiece Fragment	Flared	
1884	1		290	Midden 3	Fill	4	Burnished	Stem Fragment		
1885	1	487-167		Midden 3	Plz		Smoothed	Stem Fragment		
1886	1	487-156		Midden 3	Plz		Weathered	Stem Fragment		
1887	1	487-164		Midden 3	Plz		Slightly Burnished	Stem and Elbow Fragment		
1888	1	496-164		Midden 3	Plz		Burnished	Stem Fragment		
1894	1	487-161		Midden 3	Basal Midden		Slightly Burnished	Stem with Mouthpiece Fragment	Tapered	
1895	1	487-161		Midden 3	Basal Midden		Slightly Burnished	Stem and Elbow Fragment		
1896	1	496-165		Midden 3	Plz		Smoothed	Stem Fragment		
1898	1	493-165		Midden 3	Plz		Slightly Burnished	Elbow Fragment		

Cat #	Qty	Unit Number	Feature	Macro Location	Level	Quad	Surface Treatment	Condition	Mouthpiece Types	Maximum Bore Diameter
1901	1	492-166		Midden 3	Plz		Burnished	Stem Fragment		
1902	1	487-168		Midden 3	Plz		Smoothed	Stem Fragment		
1903	1	487-168		Midden 3	Plz		Slightly Burnished	Stem Fragment		
1904	1	492-166		Midden 3	Plz		Slightly Burnished	Elbow Fragment		
1905	1	492-166		Midden 3	Plz		Slightly Burnished	Stem Fragment		
1906	1	484-160		Midden 3	Plz		Burnished	Stem Fragment		
1907	1	489-156		Midden 3	Plz		Burnished	Stem with Mouthpiece Fragment	Tapered	3.9
1908	1	490-240	324	Midden 3	Fill		Burnished	Stem Fragment		
1909	1	485-160		Midden 3	Plz		Slightly Burnished	Stem Fragment		
1910	1	490-160		Midden 3	Plz		Smoothed	Stem Fragment		
1911	1	491-156		Midden 3	Basal Midden		Burnished	Stem and Elbow Fragment		
1912	1		265	Exterior	Fill		Slightly Burnished	Stem with Mouthpiece Fragment	Flared	3.44
1913	1	484-164		Midden 3	Plz		Slightly Burnished	Stem Fragment		
1914	1	491-165		Midden 3	Plz		Slightly Burnished	Elbow Fragment		
1915	1	486-162		Midden 3	Plz		Slightly Burnished	Stem Fragment		
1916	1	488-167		Midden 3	Plz		Weathered	Stem Fragment		
1917	1	495-164		Midden 3	Plz		Smoothed	Stem Fragment		
1918	1	493-164		Midden 3	Plz		Burnished	Stem with Mouthpiece to Elbow Fragment	Ground	
1919	1	483-165		Midden 3	Plz		Slightly Burnished	Stem with Mouthpiece Fragment	Flared	3.93
1920	1	486-157		Midden 3	Basal Midden		Slightly Burnished	Stem and Elbow Fragment		
1921	1		290	Midden 3	Fill	6	Slightly Burnished	Stem with Mouthpiece Fragment	Tapered	5.59
1922	1	489-163		Midden 3	Plz		Burnished	Stem with Mouthpiece Fragment	Flared	4.33
1923	1	489-165		Midden 3	Plz		Smoothed	Mouthpiece Fragment	Tapered	
1924	1	487-164		Midden 3	Plz		Smoothed	Stem Fragment		
1925	1	491-164		Midden 3	Plz		Slightly Burnished	Elbow Fragment		
1926	1	489-167		Midden 3	Plz		Weathered	Stem Fragment		
1944	1	488-165		Midden 3	Plz		Weathered	Elbow Fragment		
1945	1	496-164		Midden 3	Plz		Burnished	Stem and Elbow Fragment		
1952	1	486-167		Midden 3	Plz		Smoothed	Stem Fragment		
1954	1	488-166		Midden 3	Plz		Smoothed	Stem Fragment		
1955	1	492-160		Midden 3	Plz		Weathered	Stem Fragment		
1957	1	488-164		Midden 3	Plz		Smoothed	Stem Fragment		
1960	1	490-167		Midden 3	Plz		Smoothed	Stem Fragment		
1961	1	490-167		Midden 3	Plz		Slightly Burnished	Stem Fragment		
1963	1	565-240	PM 21	House 1	Fill		Slightly Burnished	Stem Fragment		
1964	1	609-195	67	House 2	2	3	Smoothed	Stem with Mouthpiece Fragment	Flared	3.5
1966	1	640-255	PM 19	House 3	Fill		Burnished	Stem Fragment		
1967	1	645-230	65	Exterior	Fill		Burnished	Stem and Elbow Fragment		
1968	1	645-230	65	Exterior	Fill		Burnished	Stem and Elbow Fragment		
1969	1	530-190	138	House 5	Fill	3	Burnished	Stem with Mouthpiece Fragment	Flared	4.03
1970	1	535-185	132	House 5	Fill		Burnished	Stem Fragment		
1971	1	535-180	PM 21	House 5	Fill		Burnished	Stem with Mouthpiece Fragment	Bulbous	6.03

Cat #	Qty	Unit Number	Feature	Macro Location	Level	Quad	Surface Treatment	Condition	Mouthpiece Types	Maximum Bore Diameter
1974	1	525-210	192	House 6	1	1	Slightly Burnished	Stem Fragment		
1975	1	550-240	168	House 7	Fill	1	Burnished	Stem Fragment		
1976	1	550-240	168	House 7	Matt Surface	3	Slightly Burnished	Stem with Mouthpiece to Elbow Fragment	Ground	4.62
1977	1		164	Exterior	Fill		Slightly Burnished	Stem with Mouthpiece Fragment	Flared	5.9
1978	1		164	Exterior	2		Slightly Burnished	Stem Fragment		
1979	1	500-215	271	House 8 or 9	Fill		Burnished	Stem Fragment		
1980	1	500-205	PM 35	House 9	Fill		Burnished	Stem and Elbow Fragment		
1981	1		250	House 10	Fill	SW	Burnished	Stem with Mouthpiece Fragment	Bulbous	5.33
1983	1	465-190	PM 12	House 14	Fill		Burnished	Stem with Mouthpiece Fragment	Flared	4.51
1984	1	445-190	330	House 15	1		Burnished	Stem Fragment		
1985	1	470-185	PM 3	House 16	Fill		Slightly Burnished	Stem Fragment		
1987	1	465-170	345	House 17	Fill		Slightly Burnished	Stem and Elbow Fragment		
1988	1	475-170	PM 29	House 17	Fill		Slightly Burnished	Stem Fragment		
1991	1	P1 Surface		Site			Weathered	Stem and Elbow Fragment		

APPENDIX 4

Juvenile Ceramics Catalogue

Alexandra Juvenile Ceramics Rims

Catalogue Numbe	Square	Square	Macro Location	Feature	Quad	Level
1657 *	*		Midden 3	*		*
2217	500	252	Midden 1			Plz
2218	500	210	House 9		294	Fill
2221	465	170	House 17		345	4 Living Floor
2222	555	250	House 7		157	3 2
2223	495	205	House 9 or 11	PM 17		Fill
2224	565	240	House 1	PM 21		Fill
2225	495	155	Exterior		265	Fill
2226	495	205	House 9 or 11	PM 16		Fill
2227	490	165	Midden 3		290	6 Fill
2228	525	210	House 6		192	4 Fill
2229	465	235	House 13		319	2 2
2230	470	235	House 13	PM 2		Fill
2231	495	155	Exterior		265	Fill
2232	490	240	Midden 1		324	Fill
2233	535	245	House 10		250 NE	1
2234	490	161	Midden 3			Plz
2235	492	160	Midden 3			Plz
2236	490	165	Midden 3		290	4 Fill
2237	525	210	House 6		192	3 Fill
2238	610	195	House 2		44	3 1
2239	535	190	House 5		124	2 Living Floor
2240 *	*		House 6	*	*	*
2241	470	230	House 13		306	2 1
2242	535	245	House 10		250	Surface
2243	495	160	Midden 3			Plz
2244	530	190	House 5		138	2 4
2245	530	190	House 5		138	3 2
2246	495	200	House 11		262	Fill
2247 *	*		Midden 3			*
2250	494	160	Midden 3		276	2
2251	499	250	Midden 1			Plz
2252	485	165	Midden 3			Plz
2253	560	255	House 7	PM 10		Fill
2254	495	240	Midden 1		326	Fill
2255	530	200	House 5		115 S	1
2256	635	265	House 3		58 *	*
2258	534	164	Midden 2			Plz
2259	555	250	House 7		157 SE	Fill
2261	487	157	Midden 3			Basal Midden
2262	490	167	Midden 3			Plz
2263	605	205	House 2		70 NE	Living Floor
2264	485	205	Exterior	PM 2		Fill
2267	555	250	House 7		157 NE	Fill
2268	489	165	Midden 3			Plz
2269	494	247	Midden 1			Plz
2270	487	157	Midden 3			Basal Midden
2271	605	195	House 2		67	2 2
2272	495	155	Exterior		265	Fill

2273	615	180	House 2	PM 26				Fill	
2274	605	205	House 2		70		3	Fill	
2275	505	205	House 8	PM 81				Fill	
2276	595	235	Exterior		74			Fill	
2277	495	252	Midden 1					Plz	
2278	525	210	House 6		192		3	Fill	
2279	550	235	House 7		168		5	Living Floor	
2280	497	166	Midden 3					Plz	
2281	560	240	House 1		97		2		2
2282	490	159	Midden 3					Plz	
2283	502	251	Midden 1					Plz	
2285	465	170	House 14		345	NE		Living Floor	
2286	495	164	Midden 3					Plz	
2287	490	215	House 11	PM 22				Fill	
2288	490	165	Midden 3		290		5	Fill	
2289	500	245	Midden 1		328		2	Fill	
2290	488	163	Midden 3					Basal Midden	

Alexandra Juvenile Ceramics

talogue Numl	Square	Square	lacro Locatio	Feature	Level	Quad	Fragment Type
2120	493	248	Midden 1		Plz		Neck/Shoulder
2121	495	252	Midden 1		Plz		Indeterminate
2122	499	250	Midden 1		Plz		Unanalyzable Rim Frag.
2123	499	250	Midden 1		Plz		Unanalyzable Rim Frag.
2124	490	240	Midden 1	324	Fill		Neck/Shoulder/Body
2125	490	240	Midden 1	324	Fill		Body
2126	496	251	Midden 1		Plz		Neck
2127	495	251	Midden 1		Plz		Unanalyzable Rim Frag.
2128	495	251	Midden 1		Plz		Body
2129	494	253	Midden 1		Plz		Neck/Shoulder/Body
2130	537	167	Midden 2		Plz		Neck/Shoulder
2131	537	167	Midden 2		Plz		Indeterminate
2132	488	164	Midden 2		Plz		Indeterminate
2133	488	164	Midden 2		Plz		Body
2134	534	169	Midden 2		Plz		Neck/Shoulder/Body
2135	535	165	Midden 2	226	Fill		Neck/Shoulder/Body
2136	535	165	Midden 2	226	Fill		Neck/Shoulder/Body
2137	535	165	Midden 2	226	Fill		Shoulder/Body
2138	485	160	Midden 2		Plz		Neck
2139	492	162	Midden 3		Plz		Neck
2140	489	161	Midden 3		Plz		Body
2141	489	161	Midden 3		Plz		Body
2142	489	157	Midden 3		Basal Midde		Neck/Shoulder/Body
2143	492	157	Midden 3		Plz		Neck/Shoulder
2144	486	166	Midden 3		Plz		Neck
2145	495	165	Midden 3	304	Fill		Neck/Shoulder
2146			Midden 3	290	Fill	4	Body
2147	489	163	Midden 3		Plz		Neck/Shoulder
2148	490	156	Midden 3		Plz		Body
2149	491	165	Midden 3		Plz		Neck/Shoulder
2150	488	162	Midden 3		Plz		Body
2151	490	155	Midden 3		Plz		Body
2152	490	165	Midden 3	290	Fill		Neck/Shoulder
2153	490	165	Midden 3	290	Fill		Body
2154	494	160	Midden 3		Plz		Neck/Shoulder
2155	499	167	Midden 3		Plz		Body
2156	490	160	Midden 3	276	Fill	3	Neck/Shoulder
2157	493	164	Midden 3		Plz		Neck/Shoulder
2158	493	164	Midden 3		Plz		Neck/Shoulder
2159	490	160	Midden 3	290	Fill	2	Shoulder/Body
2160	490	160	Midden 3	276	Fill	3	Neck
2161			Exterior	265	Fill		Shoulder/Body
2162			Exterior	265	Fill		Indeterminate
2163			Exterior	265	Fill		Body
2164	491	161	Midden 3		Plz		Body
2165	487	164	Midden 3		Plz		Neck
2166	490	165	Midden 3	290	Fill	5	Neck/Shoulder
2167	490	165	Midden 3	290	Fill	6	Shoulder/Body
2168	494	166	Midden 3		Plz		Body
2169	489	168	Midden 3		Plz		Neck
2170	489	168	Midden 3		Plz		Neck/Shoulder
2171	486	156	Midden 3		Basal Midde		Body
2172	560	235	House 1	PM 8	Fill		Body
2173			House 1	97	1	4	Body
2174	605	195	House 2	67	Livinc	1	Body
2175	605	205	House 2	70	Livinc	SE	Unanalyzable Rim Frag.
2176	605	205	House 2	70	Livinc	SE	Body
2177	605	205	House 2	70	1 and	SW	Body
2178	615	185	House 2	PM 55	Fill		Neck/Shoulder/Body
2179	635	235	House 3	58	Fill	NE	Body
2180	635	265	House 3	58	Livinc	SE	Neck/Shoulder
2181	635	205	House 3	58	Livinc	SW	Shoulder/Body
2182			Exterior	65	Fill		Body

2183		530	190	House 5		138	2	3	Body
2184		535	195	House 5	PM 65		Fill		Shoulder/Body
2185		535	190	House 5		124	Fill	4	Body
2186		535	190	House 5		124	Fill	4	Neck/Shoulder
2187		530	190	House 5		138	1	2	Neck
2188		530	190	House 5		138	1	2	Indeterminate
2189		530	190	House 5		138	1	2	Body
2190		535	190	House 5		124	Livinc	NE	Body
2191		535	190	House 5		124	*	*	Neck/Shoulder/Body
2192				House 6		192	Fill	2	Body
2193				House 6		192	Fill	*	Unanalyzable Rim Frag./Neck/Shoulder/Body
2194		525	240	House 6		198	Livinc	SE	Body
2195		525	240	House 6		198	Surfa	SW	Neck/Shoulder/Body
2196		550	240	House 7		168	Fill	1	Neck
2197		555	250	House 7		157	Fill	SE	Body
2198		555	250	House 7		157	Fill	NE	Neck/Shoulder
2199		555	250	House 7		157	Livinc	3	Neck/Shoulder/Body
2200		550	230	House 7		181	Livinc	3	Indeterminate
2201		550	230	House 7		181	Livinc	4	Unanalyzable Rim Frag.
2202		560	255	House 7	PM 10		Fill		Neck/Shoulder
2203				Exterior		164	Fill		Unanalyzable Rim Frag.
2204		555	235	House 7	PM 7		Fill		Neck
2205		505	215	House 8	PM 38		Fill		Body
2206				House 10		250	Livinc	NE	Body
2207		490	210	House 11	PM 5		Fill		Unanalyzable Rim Frag./Neck/Shoulder/Body
2208				Exterior		300	Fill		Body
2209				Exterior		300	Fill		Body
2210		465	235	House 13		319	1	2	Body
2211				House 13		319	2	2	Body
2212				House 13		319	2	2	Body
2213		460	200	House 14		336	1	4	Body
2214		460	175	House 17		350	Fill		Body
2215	410?		180	Exterior			Surface		Body
2216				Exterior		207	Fill		Body
2219				Exterior		265	Fill		Unanalyzable Rim Frag.
2248		498	250	Midden 1			Plz		Unanalyzable Rim Frag.
2249		530	190	House 5		138	Fill	3	Unanalyzable Rim Frag.
2265		534	168	Midden 2			Plz		Unanalyzable Rim Frag.
2266		493	166	Midden 3			Plz		Unanalyzable Rim Frag.
2284		495	248	Midden 1			Plz		Unanalyzable Rim Frag.

Appendix 4: Juvenile Ceramic Catalogue

Cat #	Macro Location	N	E	Feature	Quad	Level	Portion	Decoration	Surface Treatment	Mouthpiece type	Bore dia.
2291	House 5	535	190	124	4	Fill	Steam and Mouthpiece Fragment	Plain	Smoothed	Bulbous	3.73
2292	Midden 3	495	166			Plz	Steam Fragment	Plain	Smoothed		
2293	House 6			192	1	1	Steam and Mouthpiece to Elbow Fragment	Plain	Smoothed	Tapered	1.89
2294	House 5	535	185	131		5	Steam and Mouthpiece Fragment	Plain	Smoothed	Tapered	4.1

Cat #	Macro Location	N	E	Feature	Quad	Level	Portion	Decoration	Surface Treatment	Type	Comments
2295	Midden 3	493	163			Plz	Identifiable Bowl Frag	Plain	Smoothed	Conical Flared Like	
2297	Exterior			65		Fill	Identifiable Bowl Frag	Plain	Smoothed	Barrel Like	
2298	Midden 3	497	168			Plz	Identifiable Bowl Frag	Incised Verticals and a Deep indeterminate Impression	Rough but Smoothed	Barrel Like	Appears Used , burned Interior
2299	Midden 2	537	168			Plz	Identifiable Bowl Frag	Plain	Smoothed	Irregular	
2300	House 11	490	205	PM 39		Fill	Identifiable Bowl Frag	Plain	Smoothed	Conical Flared Like	
2301	Midden 3	487	157			Basal Midden	Identifiable Bowl Frag	Plain	Smoothed	Conical Like	
2302	Midden 3	488	166			Plz	Identifiable Bowl Frag	Plain	Rough but Smoothed	Cylindrical Like	
2303	Midden 1			328	3	Fill	Identifiable Bowl Frag	Incised Horizontal over Punctate Horizontal	Rough	Conical Like	

APPENDIX 5

Flaked Stone Artifact Catalogue

Cat. #	Qty.	Unit		Feature/Quad/Post Mould	Strata	Artifact Type	Material	Description
L1	1	205	200	P50	Fill	debitage	Onondaga	
L2	1	450	185	P6	Fill	debitage	Onondaga	
L3	1	460	180	P5	Fill	debitage	Onondaga	secondary knapping flake with retouch along dorsal side, distal end
L4	1	460	180	P5	Fill	debitage	Onondaga	
L5	1	460	195	P18	Fill	debitage	Onondaga	secondary knapping flake with retouch along ventral side left margin
L6	1	460	240	P14	Fill	debitage	Onondaga	
L7	3	465	185	P6	Fill	debitage	Onondaga	
L8	1	465	190	P10	Fill	debitage	Onondaga	
L9	1	465	190	P12	Fill	debitage	Onondaga	
L10	1	465	240	P10	Fill	debitage	Onondaga	
L11	1	465	240	P37	Fill	debitage	Onondaga	
L12	1	470	170	P17	Fill	debitage	Onondaga	
L13	1	470	170	P10	Fill	debitage	Onondaga	primary thinning flake with retouch on dorsal side, distal end
L14	4	470	170	P10	Fill	debitage	Onondaga	
L15	4	470	175	P23	Fill	debitage	Onondaga	
L16	1	470	180	P6	Fill	debitage	Onondaga	primary thinning flake with retouch on dorsal side, left margin
L17	3	470	180	P6	Fill	debitage	Onondaga	
L18	2	470	180	P13	Fill	debitage	Onondaga	
L19	1	470	185	P5	Fill	debitage	Onondaga	Primary thinning flake with retouch on ventral side, right margin
L20	3	470	185	P5	Fill	debitage	Onondaga	
L21	1	470	230	P10	Fill	debitage	Onondaga	
L22	1	470	235	P2	Fill	debitage	Onondaga	
L23	3	470	235	P3	Fill	debitage	Onondaga	
L24	2	470	235	P1	Fill	debitage	Onondaga	
L25	1	475	170	P29	Fill	debitage	Onondaga	
L26	1	475	175	P4	Fill	debitage	Onondaga	
L27	1	475	175	P9	Fill	debitage	Onondaga	
L28	2	475	175	P49	Fill	debitage	Onondaga	
L29	1	475	175	P90	Fill	debitage	Onondaga	secondary knapping flake with retouch on dorsal side, right and left margins
L30	1	475	175	P90	Fill	debitage	Onondaga	secondary knapping flake with retouch on ventral side, right and left margins and distal end, both sides
L31	2	475	175	P90	Fill	debitage	Onondaga	
L32	4	475	175	P100	Fill	debitage	Onondaga	
L33	1	475	180	P20	Fill	debitage	Onondaga	
L34	1	480	175	P14	Fill	tool?	Onondaga	primary reduction flake with retouch on dorsal side, right and left margins at distal end, expedient drill or awl
L35	2	480	175	P14	Fill	debitage	Onondaga	
L36	1	480	175	P19	Fill	debitage	Onondaga	
L37	2	480	175	P22	Fill	debitage	Onondaga	
L38	4	480	180	P3	Fill	debitage	Onondaga	
L39	1	480	185	P7	Fill	debitage	Onondaga	secondary knapping flake with retouch on distal side left margin

Cat. #	Qty.	Unit		Feature/Quad/Post Mould	Strata	Artifact Type	Material	Description
L40	1	480	185	P7	Fill	debitage	Onondaga	
L41	1	480	215	P19	Fill	debitage	Onondaga	primary reduction flake with retouch on ventral side left margin and dorsal side right margin
L42	2	480	215	P19	Fill	debitage	Onondaga	
L43	4	480	220	P7	Fill	debitage	Onondaga	
L44	8	485	170	P11	Fill	debitage	Onondaga	
L45	3	485	170	P13	Fill	debitage	Onondaga	
L46	4	485	175	P9	Fill	debitage	Onondaga	
L47	1	490	200	P13	Fill	debitage	Onondaga	Primary thinning flake with retouch on ventral side, right margin
L48	1	490	200	P14	Fill	debitage	Onondaga	
L49	1	490	200	P55	Fill	debitage	Onondaga	primary thinning flake with retouch on ventral side, left margin
L50	2	490	200	P55	Fill	debitage	Onondaga	
L51	2	495	200	P88	Fill	debitage	Onondaga	
L52	2	495	200	P148	Fill	debitage	Onondaga	
L53	2	495	200	P150	Fill	debitage	Onondaga	
L54	1	490	205	P25	Fill	debitage	Onondaga	
L55	1	495	205	P112	Fill	debitage	Onondaga	primary thinning flake
L56	1	495	205	P112	Fill	debitage	Onondaga	secondary knapping flake with retouch on dorsal side, left margin
L57	1	495	205	P112	Fill	debitage	Onondaga	secondary knapping flake with retouch on ventral side, left margin
L58	1	490	225	P9	Fill	debitage	Onondaga	shatter with retouch on ventral side, right and left margins
L59	1	495	190	P1	Fill	debitage	Onondaga	secondary knapping flake with retouch on dorsal side, distal end and on ventral side, right margin
L60	6	495	190	P1	Fill	debitage	Onondaga	
L61	2	495	190	P6	Fill	debitage	Onondaga	
L62	1	495	190	P33	Fill	debitage	Onondaga	
L63	1	495	190	P38	Fill	point base	Onondaga	27mm x 25mm x 5.5mm
L64	2	495	190	P38	Fill	debitage	Onondaga	
L65	3	495	195	P11	Fill	debitage	Onondaga	
L66	3	495	200	P18	Fill	debitage	Onondaga	
L67	1	495	205	P7	Fill	debitage	Onondaga	
L68	1	495	205	P16	Fill	debitage	Onondaga	primary thinning flake with retouch on ventral and dorsal sides, distal end
L69	1	495	210	P9	Fill	debitage	Onondaga	primary thinning flake with retouch on ventral side, distal end and right margin
L70	1	495	210	P9	Fill	debitage	Onondaga	
L71	2	495	225	P1	Fill	debitage	Onondaga	
L72	1	500	195	P16	Fill	debitage	Onondaga	
L73	2	500	195	P48	Fill	debitage	Onondaga	
L74	1	500	205	P35	Fill	debitage	Onondaga	shatter with retouch on ventral side, both margins and distal end and on dorsal side, distal end
L75	1	500	210	P28	Fill	debitage	Onondaga	shatter with retouch on dorsal side, right margin
L76	3	500	210	P29	Fill	debitage	Onondaga	
L77	1	500	210	P82	Fill	debitage	Onondaga	primary reduction flake with retouch on ventral side, distal end
L78	1	505	195	P5	Fill	debitage	Onondaga	secondary knapping flake with retouch on ventral side, proximal end and on dorsal side, proximal end and right margin

Cat. #	Qty.	Unit		Feature/Quad/Post Mould	Strata	Artifact Type	Material	Description
L79	2	505	195	P5	Fill	debitage	Onondaga	
L80	3	505	195	P7	Fill	debitage	Onondaga	
L81	2	505	200	P85	Fill	debitage	Onondaga	
L82	1	505	200	P111	Fill	debitage	Onondaga	secondary knapping flake with retouch on dorsal side, left margin and distal end
L83	1	505	200	P114	Fill	debitage	Onondaga	
L84	1	505	205	P72	Fill	debitage	Onondaga	
L85	1	505	205	P81	Fill	debitage	Onondaga	
L86	1	505	210	P78	Fill	debitage	Onondaga	
L87	1	505	210	P103	Fill	debitage	Onondaga	
L89	1	505	220	P11	Fill	debitage	Onondaga	secondary knapping flake with retouch on ventral side, distal end and left margin, and on dorsal side, left and righ margins
L90	10	505	220	P11	Fill	debitage	Onondaga	
L91	1	505	220	P24	Fill	projectile point	Onondaga	side notched, rendered from small flake, retouch only on dorsal side; 2.75mm x 1.35mm x .5mm
L92	1	505	220	P24	Fill	debitage	Onondaga	shatter retouched on dorsal side
L93	1	505	220	P32	Fill	debitage	Onondaga	
L94	4	505	225	P10	Fill	debitage	Onondaga	
L95	1	505	225	P20	Fill	debitage	Onondaga	
L96	5	505	225	P32	Fill	debitage	Onondaga	
L97	1	505	225	P32	Fill	debitage	Onondaga	primary thinning flake with retouch on ventral side, left margin
L98	4	510	195	P36	Fill	debitage	Onondaga	
L99	2	510	195	P41	Fill	debitage	Onondaga	
L100	1	520	190	P27	Fill	debitage	Onondaga	shatter with retouch on dorsal side, left and right margins
L101	2	520	190	P27	Fill	debitage	Onondaga	
L102	1	520	195	P25	Fill	debitage	Onondaga	primary reduction flake with retouch on dorsal side, right and left margins
L103	1	520	195	P25	Fill	debitage	Onondaga	primary thinning flake with retouch on both ventral and dorsal sides right and left margins
L104	1	525	210	P30	Fill	debitage	Onondaga	
L105	1	525	210	P35	Fill	debitage	Onondaga	shatter with retouch on ventral side
L106	1	520	225	P16	Fill	debitage	Onondaga	primary thinning flake with retouch on dorsal side, right and left margins
L107	8	530	185	P4	Fill	debitage	Onondaga	
L108	1	530	190	P61	Fill	debitage	Onondaga	shatter with retouch on dorsal side, right and left margins
L109	2	530	195	P28/29	Fill	debitage	Onondaga	
L110	1	535	180	P4	Fill	debitage	Onondaga	
L111	1	535	180	P10	Fill	debitage	Onondaga	
L112	3	535	180	P11	Fill	debitage	Onondaga	
L113	1	535	180	P21	Fill	debitage	Onondaga	primary thinning flake with retouch on ventral side, left margin and distal end
L114	1	535	180	P21	Fill	debitage	Onondaga	primary thinning flake with retouch on dorsal side, right and left margins
L115	1	535	180	P21	Fill	debitage	Onondaga	shatter with retouch on ventral side
L116	3	535	180	P21	Fill	debitage	Onondaga	
L117	1	535	180	P25	Fill	debitage	Onondaga	
L118	1	535	190	P4/5	Fill	debitage	Onondaga	primary thinning flake with retouch on ventral side, distal end

Cat. #	Qty.	Unit		Feature/Quad/Post Mould	Strata	Artifact Type	Material	Description
L119	1	535	190	P61	Fill	debitage	Onondaga	
L120	1	535	195	P65	Fill	debitage	Onondaga	shatter with retouch along one margin
L121	1	535	245	P28	Fill	debitage	Onondaga	
L122	7	540	250	P27	Fill	debitage	Onondaga	
L123	1	540	250	P27	Fill	debitage	Onondaga	shatter with retouch on dorsal side, left margin and distal end
L124	3	545	225	P17	Fill	debitage	Onondaga	
L125	1	545	225	P18	Fill	debitage	Onondaga	
L126	2	545	530	P22	Fill	debitage	Onondaga	
L127	1	545	230	P57	Fill	debitage	Onondaga	primary thinning flake with retouch ventral side, right margin and dorsal side, left margin
L128	1	550	230	P18	Fill	debitage	Onondaga	
L129	1	550	230	P78	Fill	debitage	Onondaga	
L130	2	550	235	P26	Fill	debitage	Onondaga	
L131	1	550	235	P43	Fill	debitage	Onondaga	primary reduction flake with retouch on ventral side, distal end
L132	1	550	235	P43	Fill	debitage	Onondaga	
L133	8	550	235	P54	Fill	debitage	Onondaga	
L134	4	550	240	P33	Fill	debitage	Onondaga	
L135	2	550	240	P42	Fill	debitage	Onondaga	
L136	4	550	240	P44	Fill	debitage	Onondaga	
L137	105	555	235	P78	Fill	debitage	Onondaga	
L138	1	555	240	P17	Fill	debitage	Onondaga	primary thinning flake with retouch on dorsal side, left margin
L139	3	555	240	P17	Fill	debitage	Onondaga	
L140	2	555	240	P19	Fill	debitage	Onondaga	
L141	1	555	240	P21	Fill	projectile point	Onondaga	straight sided, 2.8 mm x 2.15mm x 0.6mm
L142	1	555	240	P26	Fill	projectile point	Onondaga	appears to be from side-notched point; 1.1mm x 3.1mm x .5 mm
L143	2	555	240	P26	Fill	debitage	Onondaga	
L144	1	555	245	P17	Fill	debitage	Onondaga	
L145	15	555	250	P9	Fill	debitage	Onondaga	primary thinning flakes
L146	9	555	250	P12	Fill	debitage	Onondaga	
L147	1	555	255	P11	Fill	projectile point	Onondaga	1.9mm x 1.15mm x 1.2mm
L148	11	555	255	P11	Fill	debitage	Onondaga	
L149	1	555	255	P12	Fill	debitage	Onondaga	
L150	2	560	235	P78	Fill	debitage	Onondaga	
L151	1	560	235	P8	Fill	debitage	Onondaga	
L152	1	560	240	P4	Fill	debitage	Onondaga	shatter with retouch on ventral side
L153	1	560	240	P4	Fill	debitage	Onondaga	
L154	1	560	250	P7	Fill	debitage	Onondaga	
L155	2	560	250	P22	Fill	debitage	Onondaga	
L156	1	560	250	P24	Fill	debitage	Onondaga	shatter with retouch on ventral side, right edge
L157	6	560	250	P24	Fill	debitage	Onondaga	
L158	1	560	250	P63	Fill	debitage	Onondaga	
L159	6	560	255	P9	Fill	debitage	Onondaga	

Cat. #	Qty.	Unit		Feature/Quad/Post Mould			Strata	Artifact Type	Material	Description
L160	4	560	255			P10	Fill	debitage	Onondaga	
L161	1	560	255			P12	Fill	debitage	Onondaga	primary thinning flake with possible utilization on dorsal side, distal end
L162	7	560	255			P19	Fill	debitage	Onondaga	
L163	1	560	255			P29	Fill	debitage	Onondaga	
L164	5	560	260			P1	Fill	debitage	Onondaga	
L165	1	565	240			P21	Fill	debitage	Onondaga	
L166	22	565	260			P15	Fill	debitage	Onondaga	
L167	1	565	240			P24	Fill	debitage	Onondaga	
L168	2	656	245			P11	Fill	debitage	Onondaga	
L169	1	570	255			P15	Fill	debitage	Onondaga	
L170	1	610	190			P47	Fill	debitage	Onondaga	
L171	1	610	190			P18	Fill	debitage	Onondaga	
L172	1	610	190			P37	Fill	debitage	Onondaga	shatter with retouch on dorsal side
L173	1	610	190			P39	Fill	debitage	Onondaga	primary thinning flake with retouch on ventral side, distal end
L174	1	610	190			P39	Fill	debitage	Onondaga	
L175	1	610	195			P27	Fill	debitage	Onondaga	
L176	2	610	195			P5 (pg2	Fill	debitage	Onondaga	
L177	1	615	180			P26	Fill	debitage	Onondaga	primary thinning flake with possible utilization at distal end
L178	2	540	250	F246	NW		Fill	debitage	Onondaga	
L179	1	540	250	F246	SE		Living Flr	debitage	Onondaga	shatter with retouch on dorsal side, distal end
L180	1	540	250	F246	SE		Living Flr	debitage	Onondaga	
L181	3	540	250	F246	Q4		Fill	debitage	Onondaga	
L182	1	540	250	F246	Q4		Fill	debitage	Onondaga	primary thinning flake with utilization on left and righ margins
L183	2	535	245	F250	SW		Fill	debitage	Onondaga	
L184	1	535	245	F250	NW		Fill	debitage	Onondaga	primary thinning flake with retouch on dorsal side, left margin
L185	1	535	245	F250	NW		Fill	debitage	Onondaga	primary reduction flake with retouch on ventral side, left margin and distal end, and on dorsal side, distal end
L186	1	535	245	F250	NW		Fill	debitage	Onondaga	primary thinning flake with retouch on dorsal side, left margin and distal end
L187	6	535	245	F250	NW		Fill	debitage	Onondaga	
L188	4	535	245	F250	NW		Living Flr	debitage	Onondaga	
L189	4	535	245	F250	NE		Living Flr	debitage	Onondaga	
L190	5	535	245	F250	SE		Living Flr	debitage	Onondaga	
L191	2	500	200	F257			Fill	debitage	Onondaga	
L192	2	495	200	F261			Fill	debitage	Onondaga	
L193	5	495	155	F265			Fill	debitage	Onondaga	primary reduction flakes
L194	1	495	155	F265			Fill	debitage	Onondaga	shatter with retouch on ventral, and possibly dorsal sides
L195	1	495	155	F265			Fill	debitage	Onondaga	primary thinning flake with retouch on dorsal side, distal end
L196	2	500	215	F271			Fill	debitage	Onondaga	
L197	1 ?	?		F273			Fill	debitage	Onondaga	
L198	8	490	160	F276			Level 2	debitage	Onondaga	
L199	1	490	160	F276			Level 2	debitage	Onondaga	shatter with retouch on ventral side
L200	1	490	160	F276			Level 2	debitage	Onondaga	secondary retouch flake with retouch on ventral side, distal end

Cat. #	Qty.	Unit	Feature/Quad/Post Mould		Strata	Artifact Type	Material	Description
L201	16	490	160 F276		Level 3	debitage	Onondaga	
L202	1	490	160 F276		Level 3	debitage	Onondaga	shatter with retouch on dorsal side, possible utilization on margin opposite retouch
L203	1	493	160 F276		Level 2	debitage	Onondaga	shatter with retouch
L204	30	493	160 F276		Level 2	debitage	Onondaga	
L205	18	494	160 F276		Level 2	debitage	Onondaga	
L206	7	495	200 F277		Fill	debitage	Onondaga	
L207	1	490	165 F285		Fill	debitage	Onondaga	shatter with retouch on two margins
L208	1	490	165 F285		Fill	debitage	Onondaga	
L209	3	440	170 F286		Fill	debitage	Onondaga	
L210	1	440	170 F286		Fill	biface tip	Onondaga	possible biface tip, 2.2mm x 1.5mm x 0.6mm
L211	1	490	160 F290		Basal	debitage	Onondaga	primary reduction flake
L212	1	490	160 F290		Basal	debitage	Onondaga	primary thinning flake with retouch on ventral side, left margin and on dorsal side left and righ margins
L213	1	490	160 F290		Basal	debitage	Onondaga	shatter with retouch on both ventral and dorsal sides
L214	1	490	160 F290		Basal	debitage	Onondaga	secondary knapping flake with retouch on ventral side, left margin
L215	1	490	160 F290	Q1	Basal	debitage	Onondaga	shatter with utilization
L216	1	490	160 F290	Q1	Basal	debitage	Onondaga	secondary knapping flake
L217	17	490	160 F290	Q2	Fill	debitage	Onondaga	shatter
L218	1	490	160 F290	Q2	Fill	debitage	Onondaga	primary reduction flake with retouch on ventral side, right margin, dorsal side, distal end
L219	1	490	160 F290	Q3	Fill	debitage	Onondaga	primary reduction flake
L220	1	490	160 F290	Q4	Basal	debitage	Onondaga	primary thinning flake with retouch dorsal side, left margin, ventral side, distal end
L221	5	490	160 F290	Q4	Basal	debitage	Onondaga	primary reduction flakes
L222	1	490	165 F290		Fill	debitage	Onondaga	primary reduction flake
L223	1	490	165 F290		Fill	debitage	balsam lake	shatter
L224	1	490	165 F290		Fill	debitage	trent valley	shatter
L225	1	490	165 F290		Fill	debitage	Onondaga	shatter with retouch on both sides
L226	1	490	165 F290		Level 1	debitage	Onondaga	primary thinning flake with retouch on ventral side, right margin
L227	1	490	165 F290		Level 1	debitage	Onondaga	primary reduction flake
L228	2	490	165 F290	Q5	Fill	debitage	Onondaga	shatter
L229	2	490	165 F290	Q6	Fill	debitage	Onondaga	shatter
L230	3	490	165 F290	Q6	Level 1	debitage	Onondaga	primary reduction flakes
L231	1	490	165 F290	Q6	Level 1	debitage	Onondaga	primary thinning flake with retouch ventral side, left and right margins
L232	1	490	165 F290	Q6	Level 1	debitage	Onondaga	primary reduction flake with retouch on ventral side, right margin
L233	2	490	165 F290	Q7	Fill	debitage	Onondaga	primary thinning flakes
L234	1	490	165 F290	Q7	Fill	debitage	Onondaga	shatter with retouched edge
L235	1	500	210 F293	Q1	Fill	debitage	Onondaga	
L236	2	500	210 F293	Q3	Fill	debitage	Onondaga	
L237	1	500	210 F293	Q4	Fill	debitage	Onondaga	
L238	1	500	210 F293	Q4	Living Flr	debitage	Onondaga	
L239	1	500	210 F293	Q5	Fill	debitage	Onondaga	
L240	1	500	210 F294		Fill	debitage	Onondaga	primary thinning flake with retouch on ventral side, left and right margins

Cat. #	Qty.	Unit	Feature/Quad/Post Mould		Strata	Artifact Type	Material	Description
L241	1	500	210 F294		Fill	debitage	Onondaga	shatter with retouch
L242	1	475	215 F299	NW	Fill	debitage	Onondaga	
L243	1	475	215 F299	NE	Living Flr	debitage	Onondaga	shatter with retouch?
L244	1	480	220 F300		Fill	debitage	Onondaga	shatter with retouch on dorsal side
L245	9	480	220 F300		Fill	debitage	Onondaga	
L246	1	470	115 F301	Q1	Fill	debitage	Onondaga	
L247	2	495	165 F304		Fill	debitage	Onondaga	
L248	1	485	165 F305		Fill	debitage	Onondaga	primary thinning flake with retouch on ventral and dorsal sides, distal end
L249	3	485	165 F305		Fill	debitage	Onondaga	
L250	1	470	230 F306	Q1	Level 1	biface midsecti	Onondaga	possible biface midsection
L251	1	470	230 F306	Q1	Level 1	debitage	Onondaga	
L252	2	470	230 F306	Q2	Level 1	debitage	Onondaga	
L253	1	470	230 F306	Q3	Fill	debitage	Onondaga	
L254	2	470	230 F307		Fill	debitage	Onondaga	
L255	1	465	240 F315		Fill	debitage	Onondaga	primary reduction flake with retouch on dorsal side, right margin
L256	1	465	235 F319	NW	Level 2	debitage	Onondaga	
L257	1	465	235 F319	NE	Level 2	debitage	Onondaga	
L258	1	465	235 F319	Q8	Level 2	debitage	Onondaga	
L259	10	485	235 F322		Fill	debitage	Onondaga	
L260	1	490	240 F324		Fill	debitage	Onondaga	primary reduction flake with retouch on dorsal side, right margin
L261	1	490	240 F324		Fill	debitage	Onondaga	primary reduction flake with retouch on dorsal side, left margin and distal end
L262	1	490	240 F324		Fill	debitage	Onondaga	secondary knapping flake with retouch on dorsal side, left margin
L263	1	490	240 F324		Fill	debitage	Onondaga	primary thinning flake with retouch on dorsal side, distal end
L264	1	490	240 F324		Fill	debitage	Onondaga	shatter with retouch on margin, dorsal side
L265	26	490	240 F324		Fill	debitage	Onondaga	
L266	8	495	240 F326		Fill	debitage	Onondaga	
L267	1	495	240 F326		Fill	debitage	Onondaga	shatter with retouch at tip
L268	1	500	245 F328	SW	Fill	debitage	Onondaga	primary thinning flake with retouch both margins, dorsal and ventral sides
L269	2	500	245 F328	SW	Fill	debitage	Onondaga	primary reduction flakes (1 thermally altered)
L270	1	500	245 F328	NW	Fill	debitage	Onondaga	shatter with retouch on two margins, both dorsal and ventral sides
L271	1	500	245 F328	NW	Fill	debitage	Onondaga	primary reduction flake
L272	1	500	245 F328	NE	Fill	debitage	Fossil Hill	secondary knapping flake
L273	1	500	245 F328	NE	Fill	debitage	Onondaga	secondary knapping flake with retouch on ventral side, right margin
L274	1	500	245 F328	NE	Fill	debitage	Onondaga	primary thinning flake with retouch on ventral side, right margin
L275	1	500	245 F328	NE	Fill	debitage	Onondaga	secondary knapping flake with retouch on dorsal side, left margin
L276	1	500	245 F328	NE	Fill	debitage	Onondaga	primary reduction
L277	1	500	245 F328	SE	Fill	debitage	Onondaga	primary knapping flake with retouch ventral side, right margin and dorsal side, right margin
L278	1	500	245 F328	SE	Fill	debitage	Onondaga	shatter with retouch on both ventral and dorsal sides
L279	1	500	245 F328	SE	Fill	debitage	Onondaga	secondary knapping flake with retouch on dorsal side, right and left margins
L280	1	500	245 F328	SE	Fill	debitage	Onondaga	secondary knapping flake with retouch on dorsal side, left margin

Cat. #	Qty.	Unit	Feature/Quad/Post Mould	Strata	Artifact Type	Material	Description
L281	1	500	245 F328 SE	Fill	debitage	Onondaga	secondary knapping flake with retouch on ventral side, right margin and dorsal side, right margin
L282	3	500	245 F328 SE	Fill	debitage	Onondaga	primary reduction flakes
L283	1	445	190 F330	Fill	debitage	Onondaga	
L284	1	465	200 F331	Surface	debitage	Onondaga	
L285	1	455	195 F333	Surface	debitage	Onondaga	
L286	3	460	200 F335 Q2	Fill	debitage	Onondaga	
L287	2	460	200 F335 Q2	Living Flr	debitage	Onondaga	
L288	1	460	200 F335 Q3	Fill	debitage	Onondaga	
L289	2	460	200 F335 Q4	Fill	debitage	Onondaga	
L290	1	460	200 F335 Q4	Living Flr	debitage	Onondaga	
L291	2	460	200 F336 Q2	Level 1	debitage	Onondaga	
L292	1	460	200 F336 Q2	Living Flr	debitage	Onondaga	
L293	2	460	200 F336 Q3	Level 1	debitage	Onondaga	
L294	2	460	200 F336 Q2	Level 3	debitage	Onondaga	
L295	2	460	200 F336 Q3	Living Flr	debitage	Onondaga	
L296	4	460	200 F336 Q4	Level 1	debitage	Onondaga	
L297	1	460	200 F336 Q4	Level 2	debitage	Onondaga	
L298	1	475	180 F339	Fill	debitage	Onondaga	shatter with retouch on dorsal side, also one edge that appears utilized on dorsal side
L299	2	465	170 F345 NW	Level 1	debitage	Onondaga	
L300	1	465	170 F345 NW	Living Flr	debitage	Onondaga	
L301	2	465	170 F345 NE	Living Flr	debitage	Onondaga	
L302	1	465	170 F345 NE	Living Flr	debitage	Onondaga	secondary knapping flake with retouch on dorsal side, all margins
L303	3	465	170 F345 SE	Living Flr	debitage	Onondaga	
L304	1	465	170 F345 SE	Fill	debitage	Onondaga	secondary knapping flake with retouch on dorsal side right margin and ventral side, left margin
L305	1	465	170 F346	Surface	debitage	Onondaga	secondary knapping flake with retouch dorsal side, left margin, ventral side, both margins
L306	1	465	170 F346 SE	Level 1	debitage	Onondaga	
L307	1	465	170 F346 NW	Level 1	debitage	Onondaga	
L308	1	465	170 F346 NW	Level 1	debitage	Onondaga	shatter with retouch on dorsal side
L309	1	460	175 F350	Fill	debitage	Onondaga	
L310	1	460	175 F350	Fill	debitage	Onondaga	primary thinning flake with retouch on dorsal side, distal end and right margin and on ventral side right margin
L311	1	615	175 F13	Fill	debitage	Onondaga	
L312	1	615	190 F23	Fill	debitage	Onondaga	shatter with retouch on ventral side
L313	1	615	195 F44 Q1	Fill	debitage	Onondaga	
L314	1	610	195 F44 Q2	Fill	debitage	Onondaga	
L315	1	610	195 F44 Q2	Living Flr	debitage	Onondaga	shatter with retouch on dorsal side
L316	3	610	195 F44 Q4	Fill	debitage	Onondaga	
L317	4	635	255 F55	Fill	debitage	Onondaga	
L318	2	630	265 F56 Q2	Level 1	debitage	Onondaga	
L319	1	630	265 F56 Q3	Level 1	debitage	Onondaga	

Cat. #	Qty.	Unit	Feature/Quad/Post Mould	Strata	Artifact Type	Material	Description
L320	3	630 265 F56	Q3	Level 2	debitage	Onondaga	
L321	1	630 265 F56	Q4	Level 2	debitage	Onondaga	
L322	4	545 260 F57		Fill	debitage	Onondaga	
L323	1	635 265 F58	NW	Fill	debitage	Onondaga	
L324	2	635 265 F58	SE	Living Flr	debitage	Onondaga	
L325	1	640 255 F62		Fill	debitage	Onondaga	primary reduction flake with retouch on dorsal side, left margin
L326	1	640 255 F63	Q1	Level 2	debitage	Onondaga	
L327	1	640 255 F63	Q4	Level 1	debitage	Onondaga	shatter with retouch on dorsal side
L328	1	640 255 F63	Q4	Level 1	debitage	Onondaga	shatter with retouch on ventral side
L329	1	640 255 F63	Q2	Living Flr	debitage	Onondaga	
L330	2	640 255 F63	Q1	Level 7	debitage	Onondaga	
L331	5	645 230 F65		Fill	debitage	Onondaga	
L332	1	605 195 F67	SW	Level 1	debitage	Onondaga	primary thinning flake with retouch on ventral side, left and right margins and dorsal side, left margin
L333	1	605 195 F67	SW	Level 1	debitage	Onondaga	
L334	2	605 195 F67	NW	Level 2	debitage	Onondaga	
L335	1	605 205 F70	Q2	Level 1	debitage	Onondaga	
L336	2	605 205 F70	NE	Fill	debitage	Onondaga	
L337	1	605 205 F70	NE	Living Flr	debitage	Onondaga	
L338	2	595 235 F74		Fill	debitage	Onondaga	
L339	2	590 205 F85		Fill	debitage	Onondaga	
L340	1	560 240 F97	Q1	Level 1	debitage	quartz	shatter
L341	1	560 240 F97	Q1	Level 1	debitage	Onondaga	primary reduction flake with retouch on dorsal side, right margin
L342	1	560 240 F97	Q2	Level 1	debitage	Onondaga	
L343	1	560 240 F97	Q2	Level 2	debitage	Onondaga	secondary knapping flake with retouch on dorsal side, left margin
L344	3	560 240 F97	Q2	Level 2	debitage	Onondaga	
L345	1	560 240 F97	Q3	Level 1	debitage	Onondaga	
L346	2	575 255 F98	NW	Level 2	debitage	Onondaga	
L347	1	530 200 F115	S	Level 1	debitage	Onondaga	shatter
L348	1	530 200 F115	W	Level 2	debitage	Onondaga	shatter (thermally altered)
L349	1	530 200 F115	S	Level 3	debitage	Onondaga	primary reduction flake with retouch on dorsal side, left margin and ventral side, distal end
L350	31	530 200 F115	S	Level 3	debitage	Onondaga	shatter (16 thermally altered)
L351	1	530 200 F115	W	Ash L.2	debitage	Onondaga	primary thinning flake with retouch on ventral side, distal end and on dorsal side, left margin
L352	4	530 200 F115	W	Ash L.2	debitage	Onondaga	shatter (4 thermally altered)
L353	1	535 195 F121		Fill	debitage	Onondaga	
L354	1	535 195 F121		Fill	debitage	Onondaga	primary thinning flake with retouch on ventral and dorsal sides, right margin
L355	1	535 195 F121		Fill	debitage	Onondaga	shatter with retouch on one edge
L356	1	535 190 F123		Fill	debitage	Onondaga	shatter with retouch on dorsal side
L357	6	535 190 F123		Fill	debitage	Onondaga	
L358	2	535 190 F124	SW	Fill	debitage	Onondaga	

Cat. #	Qty.	Unit	Feature/Quad/Post Mould			Strata	Artifact Type	Material	Description
L359	2	535	190 F124	NW		Level 1	debitage	Onondaga	
L360	2	535	190 F124	NW		Living Flr	debitage	Onondaga	
L361	1	535	190 F124	NE		Fill	debitage	Onondaga	shatter with retouch on dorsal side
L362	1	535	190 F124	NE		Fill	debitage	Onondaga	
L363	1	535	190 F124	SE		Fill	debitage	Onondaga	primary reduction flake with retouch on ventral and dorsal sides, distal end
L364	7	535	190 F124	SE		Fill	debitage	Onondaga	
L365	2	535	190 F124	SE		Living Flr	debitage	Onondaga	
L366	1	535	190 F124		P1		debitage	Onondaga	shatter with retouch on ventral side, both margins
L367	1	535	190 F124		P1		debitage	Onondaga	
L368	2	535	195 F125				debitage	Onondaga	from north half of feature
L369	1	535	195 F126				debitage	Onondaga	shatter with retouch on ventral and dorsal sides, same margin
L370	1	535	195 F126				debitage	Onondaga	
L371	1	535	185 F129				debitage	Onondaga	
L372	1	535	185 F131			Level 5	debitage	Onondaga	
L373	1	535	180 F136				debitage	Onondaga	primary thinning flake with retouch on dorsal side, right and left margins
L374	1	530	190 F138	Q1		Level 1	debitage	Onondaga	shatter with retouch on dorsal side
L375	3	530	190 F138	Q1		Level 1	debitage	Onondaga	
L376	8	530	190 F138	NE		Level 1	debitage	Onondaga	
L377	1	530	190 F138	Q2		Level 1	debitage	Onondaga	primary reduction flake with retouch on dorsal side, right and left margins
L378	1	530	190 F138	Q2		Level 1	debitage	Onondaga	primary reduction flake with retouch on dorsal side, central ridge
L379	1	530	190 F138	Q2		Level 1	debitage	Onondaga	primary thinning flake with retouch on ventral side, left and right margins
L380	3	530	190 F138	Q2		Level 2	debitage	Onondaga	shatter with apparent rough retouching on one side
L381	1	530	190 F138	Q2		Level 2	debitage	Onondaga	
L382	11	530	190 F138	Q3		Level 1	debitage	Onondaga	
L383	2	530	190 F138	Q4		Level 1	debitage	Onondaga	
L384	1	530	190 F138	Q3		Level 2	debitage	Onondaga	
L385	2	530	190 F138	Q3		Level 2	debitage	Onondaga	
L386	1	530	190 F139			Fill	debitage	Onondaga	
L387	2	530	195 F142			Fill	debitage	Onondaga	
L388	1	525	195 F146			Fill	debitage	Onondaga	worked fragment
L389	1	560	255 F156			Fill	debitage	Onondaga	secondary knapping flake with retouch on ventral side, distal end
L390	1	560	255 F156			Fill	debitage	Onondaga	
L391	1	555	250 F157	SW		Fill	debitage	Onondaga	shatter
L392	1	555	250 F157	SW		Fill	debitage	Onondaga	primary reduction flake with retouch on dorsal side, left and right margins
L393	1	555	250 F157	SW		Fill	debitage	Onondaga	shatter with utilized edge on ventral side, left margin
L394	2	555	250 F157	SW		Living Flr	debitage	Onondaga	primary thinning flakes
L395	13	555	250 F157	NE		Fill	debitage	Onondaga	shatter
L396	1	555	250 F157	Q3		Fill	debitage	Onondaga	primary reduction
L397	1	555	250 F157	Q3		Fill	debitage	Onondaga	primary thinning flake with retouch on dorsal side, right margin
L398	1	555	250 F157	Q3		Fill	debitage	Onondaga	primary thinning flake with retouch on dorsal side, distal end
L399	1	555	250 F157	Q3		Fill	debitage	Onondaga	secondary knapping flake with retouch on dorsal side, left and right margins
L400	1	555	250 F157	Q3		Living Flr	debitage	Onondaga	primary reduction flake

Cat. #	Qty.	Unit	Feature/Quad/Post Mould		Strata	Artifact Type	Material	Description
L401	4	555	250 F157	SE	Fill	debitage	Onondaga	primary thinning flakes
L402	1	555	250 F157	SE	Living Flr	debitage	Onondaga	secondary knapping flake
L403	1	555	245 F159		Fill	debitage	Onondaga	
L404	9	555	240 F161	Q1	Fill	debitage	Onondaga	
L405	1	555	240 F161	Q3	Fill	debitage	Onondaga	primary thinning flake with retouch/ utilization at distal end
L406	1	555	240 F161	Q3	Fill	debitage	Onondaga	
L407	1	555	240 F163		Fill	debitage	Onondaga	
L408	4	540	220 F164		Fill	debitage	Onondaga	primary reduction flakes
L409	4	540	220 F164		Level 2	debitage	Onondaga	primary thinning flakes
L410	1	540	220 F164		Level 3	debitage	Onondaga	shatter with utlization?
L411	1	540	220 F164		Level 3	debitage	Onondaga	shatter with utlization?
L412	2	540	220 F164		Level 3	debitage	Onondaga	shatter
L413	9	540	220 F164		Level 4	debitage	Onondaga	secondary knapping flakes (1 thermally altered)
L414	1	540	220 F164		Level 4	debitage	Onondaga	primary thinning flake with retouch on ventral side, distal end
L415	2	540	220 F165		Fill	debitage	Onondaga	
L416	2	550	240 F166		Fill	debitage	Onondaga	
L417	20	550	240 F168	Q1	Fill	debitage	Onondaga	
L418	3	550	240 F168	Q1	Living Flr	debitage	Onondaga	
L419	1	550	240 F168	Seg. 2	Layer 3	debitage	Onondaga	
L420	7	550	240 F168	Seg. 3	Fill	debitage	Onondaga	
L421	1	550	240 F168	Seg. 3	Fill	debitage	Onondaga	primary thinning flake with retouch on dorsal side, distal end, and on ventral side, right margin
L422	1	550	240 F168	Seg. 3	Fill	debitage	Onondaga	primary thinning flake with retouch on dorsal and ventral sides, distal end
L423	1	550	240 F168	Seg. 3	Level 11	debitage	Onondaga	
L424	7	550	240 F168	Seg. 3	Level 3	debitage	Onondaga	
L425	9	550	240 F168	Seg.4	Fill	debitage	Onondaga	
L426	1	550	240 F168	Seg.4	Living Flr	debitage	Onondaga	shatter with retouch/ utilization on one edge
L427	2	550	240 F168	Seg.4	Living Flr	debitage	Onondaga	
L428	4	550	240 F168	Seg.5	Level 1	debitage	Onondaga	
L429	1	550	240 F168	Seg.5	Level 1	debitage	Onondaga	primary thinning flake with retouch on ventral side, right margin
L430	1	550	240 F168	Seg.5	Level 1	debitage	Onondaga	primary thinning flake with utilization/retouch on dorsal side, right margin
L431	1	550	240 F168	Seg.5	Level 1	debitage	Onondaga	secondary knapping flake with retouch on dorsal side, right margin and distal end
L432	1	550	240 F168	Seg.5	Level 1	debitage	Onondaga	shatter with retouch
L433	5	550	240 F168	Seg.5	Living Flr	debitage	Onondaga	
L434	1	550	240 F168	Seg.5	Living Flr	debitage	Onondaga	shatter with retouch on dorsal side, left and right margins
L435	1	550	240 F168	Seg. 6	Fill	projectile point	Onondaga	1.8mm x 1.0mm x 0.4mm
L436	1	550	240 F168	Seg. 6	Fill	debitage	Onondaga	secondary knapping flake with retouch on dorsal side, right margin
L437	2	550	240 F168	Seg. 6	Fill	debitage	Onondaga	
L438	6	550	240 F168	Seg. 7	Fill	debitage	Onondaga	
L439	1	550	240 F168	Seg. 7	Fill	debitage	Onondaga	secondary knapping flake with utilization/retouch on left and right margins
L440	1	550	240 F168	Seg. 7	Fill	debitage	Onondaga	shatter with retouch
L441	13	550	240 F168	Seg. 7	Level 2	debitage	Onondaga	

Cat. #	Qty.	Unit	Feature/Quad/Post Mould		Strata	Artifact Type	Material	Description
L442	1	550	240 F168	Seg. 7	Level 2	debitage	Onondaga	
L443	1	550	240 F168	Seg. 7	Level 2	debitage	Onondaga	
L444	1	550	240 F171	Seg.5	Fill	debitage	Onondaga	
L445	1	550	240 F171	Seg.5	Post	debitage	Onondaga	recovered from post within feature
L446	7	550	235 F172		Fill	debitage	Onondaga	
L447	1	550	235 F174		Fill	debitage	Onondaga	
L448	2	550	230 F181	SW	Living Flr	debitage	Onondaga	
L449	1	550	230 F181	SW	Living Flr	debitage	Onondaga	primary thinning flake with retouch, dorsal side, distal end
L450	1	550	230 F181	SW	Living Flr	debitage	Onondaga	primary thinning flake, ventral side, right margin
L451	2	550	230 F181	SW	Fill	debitage	Onondaga	
L452	5	550	230 F181	SW	Level 2	debitage	Onondaga	
L453	3	550	230 F181	NW	Fill	debitage	Onondaga	
L454	3	550	230 F181	Q2	Level 3	debitage	Onondaga	
L455	6	550	230 F181	NE	Fill	debitage	Onondaga	
L456	4	550	230 F181	NE	Living Flr	debitage	Onondaga	
L457	6	550	230 F181	SE	Level 1	debitage	Onondaga	
L458	1	550	230 F181	SE	Level 1	debitage	Onondaga	secondary knapping flake with retouch on dorsal side, all margins
L459	1	550	230 F181	SE	Living Flr	debitage	Onondaga	
L460	1	525	210 F192	SW	Level 1	drill	Onondaga	primary thinning flake with retouch on left and right margins, dorsal side - forms drill
L461	2	525	210 F192	SW	Level 1	debitage	Onondaga	
L462	2	525	210 F192	Q1	Living Flr	debitage	Onondaga	
L463	4	525	210 F192	Q2	Fill	debitage	Onondaga	
L464	2	525	210 F192	Q2	Living Flr	debitage	Onondaga	
L465	1	525	210 F192	Q3	Fill	debitage	Onondaga	
L466	1	525	210 F192	Q3	Fill	debitage	Onondaga	primary thinning flake with retouch on dorsal side, left margin and on distal end
L467	6	525	210 F192	Q4	Fill	debitage	Onondaga	
L468	1	525	215 F193		Fill	debitage	Onondaga	shatter with retouch on one edge
L469	1	525	240 F198	Q3	Level 1	debitage	Onondaga	
L470	1	525	240 F198	Q3	Living Flr	debitage	Onondaga	primary thinning flake with retouch on dorsal and ventral sides, left margin
L471	1	525	240 F198	Q4	Level 1	debitage	Onondaga	
L472	2	525	240 F198	Q4	Living Flr	debitage	Onondaga	
L473	1	510	185 F207		Fill	debitage	Onondaga	
L474	2	510	200 F210		Fill	debitage	Onondaga	
L475	2	510	205 F218		Fill	debitage	Onondaga	
L476	1	505	195 F223		Fill	debitage	Onondaga	
L477	61	535	165 F226		Fill	debitage	Onondaga	
L478	1	535	165 F226		Fill	debitage	Onondaga	primary thinning flake with retouch on dorsal side, right margin
L479	1	535	165 F226		Fill	debitage	Onondaga	primary thinning flake with retouch on dorsal side, right margin and distal end
L480	1	535	165 F226		Fill	debitage	Onondaga	shatter with retouch on dorsal side, distal end
L481	1	535	165 F226		Fill	debitage	Onondaga	shatter with retouch on ventral side
L482	1	535	165 F226		Fill	debitage	Onondaga	shatter with retouch/utilization at distal end
L483	1	535	165 F226		Fill	biface tip	quartz	2.3mm x 1.75mm x 0.9mm

Cat. #	Qty.	Unit		Feature/Quad/Post Mould	Strata	Artifact Type	Material	Description
L484	1	535	165	F226	Fill	debitage	quartz	secondary knapping flake
L485	1	505	200	F233	Fill	debitage	Onondaga	
L486	1	505	205	F234	Fill	debitage	Onondaga	
L487	1	505	210	F237	Fill	debitage	Onondaga	
L488	1				Surface	debitage	Onondaga	primary thinning flake with retouch on dorsal and ventral sides, left margin
L489	2	434	200		Plough Zone	debitage	Onondaga	
L490	1	434	200		Plough Zone	debitage	Onondaga	
L491	4	439	196		Plough Zone	debitage	Onondaga	
L492	8	443	200		Plough Zone	debitage	Onondaga	
L493	2	450	190		Surface	debitage	Onondaga	
L494	3	460	190	Wall Trench	Fill	debitage	Onondaga	
L495	3	475	160		Plough Zone	debitage	Onondaga	
L496	1	475	160		Plough Zone	debitage	Onondaga	shatter with retouch on ventral and dorsal sides
L497	1	499	258		Plough Zone	debitage	Onondaga	primary thinning flake with retouch on dorsal side, distal end
L498	7	499	258		Plough Zone	debitage	Onondaga	
L499	1	499	258		Plough Zone	debitage	Fossil Hill	shatter
L500	1	499	258		Plough Zone	debitage	Fossil Hill	shatter with retouch on distal end
L501	1	499	258		Plough Zone	debitage	Fossil Hill	secondary knapping flake with retouch on distal end
L502	6	500	159		Plough Zone	debitage	Onondaga	
L503	1	500	159		Plough Zone	debitage	Onondaga	
L504	1	500	200		Surface	debitage	Onondaga	secondary knapping flake with retouch on dorsal side, distal end
L505	2	505	160		Plough Zone	debitage	Onondaga	
L506	1	505	160		Plough Zone	debitage	Onondaga	primary thinning flake with retouch on ventral side, left and right margins
L507	1	510	160		Plough Zone	debitage	Onondaga	
L508	7	510	165		Plough Zone	debitage	Onondaga	
L509	8	510	220		Surface	debitage	Onondaga	
L510	1	510	220		Surface	debitage	Onondaga	primary thinning flake with retouch on ventral side, left margin and utilization on right margin
L511	1	510	220		Surface	debitage	Onondaga	secondary knapping flake with retouch on dorsal side, left and right margins
L512	1	510	220		Surface	debitage	Onondaga	secondary knapping flake with retouch on dorsal side, left margin
L513	1	510	220		Surface	debitage	Onondaga	shatter with retouch on distal end
L514	1	510	220		Surface	debitage	Onondaga	secondary knapping flake with retouch on ventral side, distal end
L515	1	515	164		Plough Zone	biface tip	Onondaga	1.7mm x 2.0mm x 0.5mm
L516	4	515	164		Plough Zone	debitage	Onondaga	
L517	8	520	160		Plough Zone	debitage	Onondaga	
L518	1	520	160		Plough Zone	debitage	Onondaga	shatter with retouch on dorsal side
L519	4	520	164		Plough Zone	debitage	Onondaga	
L520	1	525	160		Plough Zone	debitage	Onondaga	
L521	1	525	160		Plough Zone	debitage	Onondaga	secondary knapping flake with retouch on dorsal side, left margin
L522	1	525	160		Plough Zone	debitage	Onondaga	
L523	1	525	220		Surface	debitage	Onondaga	
L524	7	526	164		Plough Zone	debitage	Onondaga	

Cat. #	Qty.	Unit	Feature/Quad/Post Mould	Strata	Artifact Type	Material	Description
L525	1	526 164		Plough Zone	debitage	Onondaga	shatter with retouch on ventral side
L526	1	526 164		Plough Zone	debitage	Onondaga	shatter with retouch on dorsal side
L527	1	526 164		Plough Zone	debitage	Onondaga	secondary knapping flake with retouch on ventral side, left margin
L528	1	526 164		Plough Zone	debitage	Onondaga	shatter with retouch on dorsal side
L529	1	540 230		Surface	biface	Onondaga	4.9mm x 2.4mm x 0.7mm
L530	3	545 165		Plough Zone	debitage	Onondaga	
L531	1	545 165		Plough Zone	debitage	Onondaga	secondary knapping flake with retouch both sides, distal end
L532	1	545 165		Plough Zone	debitage	Balsam Lake	shatter
L533	1	645 245			debitage	Onondaga	
L534	4	540 250	F246 SW	Living Flr	debitage	Onondaga	
L535	1	540 250	F246 SW	Living Flr	debitage	Onondaga	secondary knapping flake with retouch on dorsal side, left margin
L536	1	535 165	F226		debitage	Onondaga	
L537	1	495 200	F262		debitage	Onondaga	
L538	3	490 160	F276	Level 3	debitage	Onondaga	
L539	1	490 160	F276	Level 3	debitage	Onondaga	shatter with retouch
L540	8	490 165	F290 Q6	Fill	debitage	Onondaga	
L541	1	490 165	F290 Q6	Fill	debitage	Onondaga	
L542	7	490 165	F290 Q7	Fill	debitage	Onondaga	
L543	1	475 215	F299 Q3	Living Flr	debitage	Onondaga	
L544	1	565 235	F319 Q7	Fill	debitage	Onondaga	
L545	1	465 170	F346 Q3	Living Flr	debitage	Onondaga	
L546	2	485 170	P13	Fill	debitage	Onondaga	
L547	2	400 157		Plough Zone	debitage	Onondaga	
L548	54	459 165		Plough Zone	debitage	Onondaga	
L549	1	459 165		Plough Zone	debitage	Onondaga	primary thinning flake with retouch on dorsal side, right margin and distal end
L550	1	459 165		Plough Zone	debitage	Onondaga	secondary knapping flake with retouch on ventral side, left margin
L551	1	459 165		Plough Zone	debitage	Onondaga	secondary knapping flake with retouch on dorsal side, left margin
L552	1	459 165		Plough Zone	debitage	Onondaga	shatter with retouch/utilization left and right margins
L553	1	459 165		Plough Zone	debitage	Onondaga	shatter with retouch on ventral side
L554	1	459 165		Plough Zone	debitage	Onondaga	secondary knapping flake with utilization ventral side, left margin, dorsal side, right margin
L555	1	459 165		Plough Zone	debitage	Onondaga	primary thinning flake with retouch on ventral side, right margin and dorsal side, left margin
L556	1	459 165		Plough Zone	debitage	Onondaga	shatter with retouch on dorsal side
L557	1	459 165		Plough Zone	debitage	quartz	
L558	1	460 160		Plough Zone	debitage	Onondaga	
L559	1	479 160		Plough Zone	debitage	Onondaga	shatter with retouch
L560	1	479 160		Plough Zone	debitage	Onondaga	primary thinning flake with retouch on ventral side, left margin
L561	3	479 160		Plough Zone	debitage	Onondaga	
L562	19	482 164		Plough Zone	debitage	Onondaga	
L563	27	482 165		Plough Zone	debitage	Onondaga	
L564	1	482 165		Plough Zone	debitage	Onondaga	shatter with retouch

Cat. #	Qty.	Unit	Feature/Quad/Post Mould	Strata	Artifact Type	Material	Description
L565	1	482 165		Plough Zone	debitage	Onondaga	secondary knapping flake with retouch on ventral side left margin and on dorsal side, distal end
L566	5	483/5 158		Plough Zone	debitage	Onondaga	
L567	14	483 163		Plough Zone	debitage	Onondaga	
L568	1	483 163		Plough Zone	debitage	Onondaga	shatter with retouch/utilization at distal end
L569	1	483 163		Plough Zone	debitage	Onondaga	secondary knapping flake with retouch on dorsal side, right margin
L570	40	483 164		Plough Zone	debitage	Onondaga	
L571	1	483 164		Plough Zone	debitage	Onondaga	shatter with retouch on 2 edges
L572	33	483 165		Plough Zone	debitage	Onondaga	
L573	1	483 165		Plough Zone	debitage	Onondaga	primary thinning flake with retouch on ventral side, left margin
L574	1	483 165		Plough Zone	debitage	Onondaga	shatter with retouch at distal end
L575	1	483 165		Plough Zone	debitage	Onondaga	primary thinning flake with retouch on left and right margins
L576	1	483 165		Plough Zone	debitage	Onondaga	shatter with retouch
L577	2	484 153		Plough Zone	debitage	Onondaga	
L578	1	484 154		Plough Zone	debitage	Onondaga	
L579	1	484 155		Plough Zone	debitage	Onondaga	
L580	1	484 156		Plough Zone	debitage	Onondaga	
L581	6	484 160		Plough Zone	debitage	Onondaga	
L582	1	484 162		Plough Zone	debitage	Onondaga	shatter with retouch on dorsal and ventral sides, both margins
L583	1	484 162		Plough Zone	debitage	Onondaga	shatter with rough retouching along one edge
L584	12	484 162		Plough Zone	debitage	Onondaga	
L585	22	484 163		Plough Zone	debitage	Onondaga	
L586	1	484 163		Plough Zone	debitage	Onondaga	shatter with retouch
L587	1	484 163		Plough Zone	debitage	Onondaga	shatter with retouch
L588	1	484 163		Plough Zone	debitage	Onondaga	shatter with retouch
L589	1	484 163		Plough Zone	debitage	Onondaga	shatter with retouch
L590	1	484 163		Plough Zone	debitage	Onondaga	primary reduction flake with retouch on ventral side, right margin and dorsal side, left margin
L591	28	484 164		Plough Zone	debitage	Onondaga	
L592	1	484 164		Plough Zone	debitage	Onondaga	shatter with retouch on ventral side, distal end
L593	1	484 164		Plough Zone	debitage	Onondaga	shatter with retouch on both ventral and dorsal sides
L594	1	484 164		Plough Zone	debitage	Onondaga	shatter with retouch on dorsal side
L595	18	484 165		Plough Zone	debitage	Onondaga	
L596	1	484 165		Plough Zone	debitage	Onondaga	primary thinning flake with retouch on dorsal side, left margin, ventral side, right margin
L597	1	484 165		Plough Zone	debitage	Onondaga	shatter with retouch on dorsal side
L598	2	485 153		Plough Zone	debitage	Onondaga	
L599	2	485 154		Plough Zone	debitage	Onondaga	
L600	2	485 155		Plough Zone	debitage	Onondaga	
L601	1	485 155		Plough Zone	biface tip	Onondaga	1.9mm x 1.3mm x 0.4mm
L602	1	485 155		Basal Midden	debitage	Onondaga	
L603	3	485 157		Plough Zone	debitage	Onondaga	

Cat. #	Qty.	Unit		Feature/Quad/Post Mould	Strata	Artifact Type	Material	Description
L604	4	485	157		Basal Midden	debitage	Onondaga	
L605	1	485	157		Basal Midden	debitage	Onondaga	shatter with retouch on left and right margins
L606	4	485	158		Plough Zone	debitage	Onondaga	
L607	1	485	158		Plough Zone	biface fragmen	Onondaga	2.2mm x 2.0mm x 1.7mm
L608	12	486	160		Plough Zone	debitage	Onondaga	
L609	1	486	160		Plough Zone	debitage	Onondaga	primary thinning flake with retouch on dorsal side, right margin
L610	1	486	160		Plough Zone	debitage	Onondaga	shatter with retouch/ utilization on two edges
L611	6	485	161		Plough Zone	debitage	Onondaga	
L612	24	485	162		Plough Zone	debitage	Onondaga	
L613	27	485	163		Plough Zone	debitage	Onondaga	
L614	1	485	163		Plough Zone	debitage	Onondaga	primary thinning flake with retouch on ventral side, left margin
L615	1	485	163		Plough Zone	debitage	Onondaga	shatter with retouch on ventral side
L616	1	485	163		Plough Zone	debitage	Onondaga	secondary knapping flake with retouch on ventral side, dorsal end
L617	1	485	163		Plough Zone	debitage	Onondaga	shatter with retouch on dorsal side
L618	1	485	163		Plough Zone	debitage	Onondaga	biface fragment1.9mm x 1.8mm x 0.4mm
L619	1	485	163		Plough Zone	debitage	Balsam Lake	shatter
L620	31	485	164		Plough Zone	debitage	Onondaga	
L621	1	485	164		Plough Zone	spokeshave?	Onondaga	primary thinning flake with retouch on dorsal side, distal end and notch on right margin
L622	1	485	164		Plough Zone	debitage	Onondaga	shatter with retouch on dorsal side, left margin and distal end
L623	1	485	164		Plough Zone	debitage	Onondaga	shatter with retouch
L624	34	485	165		Plough Zone	debitage	Onondaga	
L625	1	485	165		Plough Zone	debitage	Onondaga	shatter with retouched edge
L626	1	485	165		Plough Zone	debitage	Onondaga	shatter with two retouched edges
L627	1	485	165		Plough Zone	debitage	Onondaga	primary thinning flake with retouch on ventral side, distal end and on dorsal side, right margin
L628	1	485	165		Plough Zone	debitage	Onondaga	shatter with retouch on dorsal side
L629	1	485	165		Plough Zone	debitage	Onondaga	secondary knapping flake with retouch on dorsal side, left and right margins and distal end
L630	26	485	166		Plough Zone	debitage	Onondaga	
L631	1	485	166		Plough Zone	debitage	Onondaga	shatter with retouched edge
L632	1	485	166		Plough Zone	debitage	Onondaga	shatter with retouched edge
L633	1	485	166		Plough Zone	biface frag	Onondaga	2.8mm x 2.05mm x 0.6mm
L634	5	485	167		Plough Zone	debitage	Onondaga	
L635	1	485	167		Plough Zone	debitage	Onondaga	shatter with retouched edge
L636	1	485	167		Plough Zone	debitage	Onondaga	shatter with retouched edge
L637	1	486	155		Plough Zone	debitage	Onondaga	
L638	1	486	155		Basal Midden	debitage	Onondaga	
L639	6	486	155		Basal Midden	debitage	Onondaga	
L640	1	486	155		Basal Midden	debitage	Onondaga	shatter with two retouched edges
L641	1	486	156		Plough Zone	debitage	Onondaga	primary thinning flake with retouch on ventral side, left margin
L642	2	486	156		Plough Zone	debitage	Onondaga	

Cat. #	Qty.	Unit		Feature/Quad/Post Mould	Strata	Artifact Type	Material	Description
L643	4	486	156		Basal Midden	debitage	Onondaga	
L644	1	486	156		Basal Midden	debitage	Onondaga	primary thinning flake with retouch on left margin, dorsal and ventral sides
L645	1	486	156		Basal Midden	debitage	Onondaga	primary thinning flake with retouch on dorsal side, proximal end and on ventral side, left margin
L646	1	486	156		Basal Midden	debitage	Onondaga	shatter with retouched edge
L647	5	486	157		Plough Zone	debitage	Onondaga	
L648	1	486	157		Plough Zone	debitage	Onondaga	secondary knapping flake with retouch on dorsal side, right margin
L649	1	486	157		Plough Zone	debitage	Onondaga	secondary knapping flake with retouch on ventral side, left margin
L650	11	486	157		Basal Midden	debitage	Onondaga	
L651	3	486	158		Basal Midden	debitage	Onondaga	
L652	6	486	159		Basal Midden	debitage	Onondaga	
L653	1	486	159		Basal Midden	debitage	Onondaga	shatter with retouch on dorsal side
L654	11	486	160		Basal Midden	debitage	Onondaga	
L655	17	486	161		Basal Midden	debitage	Onondaga	
L656	1	486	161		Basal Midden	debitage	Onondaga	secondary knapping flake with retouch on dorsal side, right margin
L657	1	486	161		Basal Midden	debitage	Onondaga	secondary knapping flake with retouch on ventral side, right margin
L658	1	486	161		Basal Midden	debitage	Onondaga	primary thinning flake with retouch on dorsal side, distal end
L659	1	486	161		Basal Midden	debitage	Onondaga	secondary knapping flake with retouch on dorsal side, right margin
L660	1	486	162		Plough Zone	debitage	Onondaga	
L661	1	486	162		Plough Zone	debitage	Onondaga	primary thinning flake with retouch on dorsal side, right margin
L662	39	486	163		Plough Zone	debitage	Onondaga	
L663	1	486	163		Plough Zone	debitage	Onondaga	secondary knapping flake with retouch on dorsal side, left margin
L664	1	486	163		Plough Zone	debitage	Onondaga	secondary knapping flake with retouch on ventral side,right margin
L665	17	486	165		Plough Zone	debitage	Onondaga	
L666	1	486	165		Plough Zone	debitage	Onondaga	primary thinning flake with retouch on dorsal side, right margin and ventral side, left margin
L667	1	486	165		Plough Zone	debitage	Onondaga	primary thinning flake with retouch on dorsal side, distal end
L668	1	486	165		Plough Zone	debitage	Onondaga	primary thinning flake with retouch on ventral side, right margin
L669	1	486	165		Plough Zone	debitage	Onondaga	shatter with retouch on dorsal side, left and right margins
L670	1	486	165		Plough Zone	debitage	Onondaga	primary thinning flake with retouch on dorsal side left margin and on ventral side, distal end
L671	1	486	165		Plough Zone	debitage	Onondaga	primary thinning flake with retouch on dorsal side, left and right margins
L672	1	486	165		Plough Zone	debitage	Onondaga	shatter with retouch on ventral side
L673	1	486	165		Plough Zone	debitage	Balsam Lake	shatter
L674	1	486	165		Plough Zone	spokeshave	Onondaga	primary thinning flake, retouched dorsal side, left and right margin
L675	35	486	166		Plough Zone	debitage	Onondaga	
L676	1	486	166		Plough Zone	debitage	Onondaga	shatter with retouch on ventral and dorsal sides
L677	1	486	166		Plough Zone	debitage	Onondaga	secondary knapping flake with retouch on ventral side, right margin
L678	1	486	166		Plough Zone	debitage	Onondaga	secondary knapping flake with retouch on dorsal side, right margin
L679	1	486	166		Plough Zone	debitage	Onondaga	primary thinning flake with retouch on distal end
L680	1	486	166		Plough Zone	debitage	Onondaga	shatter with retouch
L681	24	486	167		Plough Zone	debitage	Onondaga	

Cat. #	Qty.	Unit		Feature/Quad/Post Mould	Strata	Artifact Type	Material	Description
L682	1	486	167		Plough Zone	debitage	Onondaga	secondary knapping flake with retouch on dorsal side, left magin
L683	1	486	167		Plough Zone	debitage	Onondaga	primary thinning flake with retouch on left and right margins
L684	1	486	167		Plough Zone	debitage	Onondaga	shatter with retouch on dorsal side
L685	1	486	167		Plough Zone	debitage	Onondaga	secondary knapping flake with retouch on dorsal side, left magin
L686	20	486	168		Plough Zone	debitage	Onondaga	
L687	1	486	168		Plough Zone	debitage	Onondaga	shatter with retouch on ventral side
L688	1	486	168		Plough Zone	debitage	Onondaga	primary reduction flake with retouch on dorsal side, distal end and on ventral side, left margin
L689	1	486	168		Plough Zone	debitage	Onondaga	shatter with retouch on ventral side
L690	1	486	168		Plough Zone	debitage	Onondaga	secondary knapping flake with retouch on ventral side, right margin
L691	1	486	168		Plough Zone	debitage	Onondaga	
L692	6	487	155		Plough Zone	debitage	Onondaga	
L693	1	487	155		Plough Zone	debitage	Onondaga	
L694	2	487	156		Plough Zone	debitage	Onondaga	
L695	1	487	156		Basal Midden	point tip	Onondaga	1.5mm x 1.2mm x 0.25mm
L696	1	487	156		Basal Midden	debitage	Onondaga	shatter with retouch on dorsal side
L697	11	487	156		Basal Midden	debitage	Onondaga	
L698	3	487	157		Plough Zone	debitage	Onondaga	
L699	1	487	157		Plough Zone	debitage	Onondaga	secondary knapping flake with retouch on dorsal side, distal end
L700	1	487	157		Plough Zone	debitage	Onondaga	primary reduction flake with retouch on ventral side, left margin
L701	7	487	157		Basal Midden	debitage	Onondaga	
L702	1	487	157		Basal Midden	debitage	Onondaga	primary thinning flake with retouch dorsal and ventral sides, distal end
L703	6	487	158		Basal Midden	debitage	Onondaga	
L704	1	487	158		Basal Midden	debitage	Onondaga	secondary knapping flake with retouch on left and right margins
L705	1	487	158		Basal Midden	debitage	Onondaga	shatter with fine retouch on dorsal side
L706	1	487	158		Basal Midden	debitage	Onondaga	secondary knapping flake with retouch forming notch on dorsal side, and on one edge on ventral sidde
L707	14	487	162		Basal Midden	debitage	Onondaga	one with red stain, ochre?
L708	1	487	162		Basal Midden	debitage	Onondaga	secondary knapping flake with retouch on dorsal side, right margin
L709	1	487	162		Basal Midden	debitage	Onondaga	shatter with fine retouch on dorsal side
L710	1	487	162		Basal Midden	scraper	Onondaga	flake retouched on all sides, 2.0mm x 1.3mm x 0.6mm
L711	8	487	159		Basal Midden	debitage	Onondaga	
L712	14	487	160		Basal Midden	debitage	Onondaga	
L713	1	487	160		Basal Midden	debitage	Balsam Lake	shatter
L714	1	487	160		Basal Midden	debitage	Onondaga	primary thinning flake with retouch on ventral side, left margin
L715	1	487	160		Basal Midden	debitage	Onondaga	shatter with retouch on ventral side
L716	1	487	160		Basal Midden	debitage	Onondaga	shatter with retouched edge
L717	20	487	161		Basal Midden	debitage	Onondaga	
L718	1	487	161		Basal Midden	debitage	Onondaga	shatter with retouched edge
L719	1	487	161		Basal Midden	debitage	Onondaga	
L720	33	487	163		Plough Zone	debitage	Onondaga	
L721	1	487	163		Plough Zone	debitage	Balsam Lake	shatter

Cat. #	Qty.	Unit		Feature/Quad/Post Mould	Strata	Artifact Type	Material	Description
L722	1	487	163		Plough Zone	debitage	Onondaga	primary thinning flake with retouch on ventral side, left margin
L723	1	487	163		Plough Zone	debitage	Onondaga	primary thinning flake with retouch on dorsal side, right margin
L724	1	487	163		Plough Zone	debitage	Onondaga	shatter with retouch on ventral side, right margin
L725	1	487	163		Plough Zone	debitage	Onondaga	primary reduction flake with retouch and notch on ventral side, left margin
L726	1	487	163		Plough Zone	debitage	Onondaga	primary thinning flake with retouch on dorsal side, right margin
L727	26	487	163		Basal Midden	debitage	Onondaga	
L728	1	487	163		Basal Midden	debitage	Onondaga	primary reduction flake with retouch on dorsal side, left margin
L729	1	487	164		Plough Zone	debitage	quartz	shatter
L730	1	487	164		Plough Zone	debitage	Onondaga	primary reduction flake
L731	1	487	164		Plough Zone	debitage	Onondaga	primary thinning flake with retouch on ventral side, distal end
L732	1	487	164		Plough Zone	debitage	Onondaga	primary reduction flake with retouch on dorsal side, right margin
L733	1	534	165		Plough Zone	debitage	Onondaga	secondary knapping flake
L734	2	534	165		Plough Zone	debitage	Onondaga	2 primary thinning flakes
L735	24	487	165		Plough Zone	debitage	Onondaga	
L736	1	487	165		Plough Zone	debitage	Onondaga	shatter with retouch on dorsal side
L737	1	487	165		Plough Zone	debitage	Onondaga	primary thinning flake with utilization on dorsal side, left margin
L738	1	487	165		Plough Zone	debitage	Onondaga	shatter with retouch
L739	1	487	165		Plough Zone	debitage	Balsam Lake	secondary knapping flake
L740	51	487	166		Plough Zone	debitage	Onondaga	
L741	1	487	166		Plough Zone	debitage	Onondaga	shatter with retouched edge
L742	1	487	166		Plough Zone	debitage	Onondaga	shatter with retouch on dorsal side, left margin
L743	1	487	166		Plough Zone	debitage	Onondaga	primary thinning flake with retouch on ventral side, left and right margins
L744	1	487	166		Plough Zone	debitage	Onondaga	secondary knapping flake with retouch on ventral side, left and right margins
L745	1	487	166		Plough Zone	debitage	Onondaga	primary thinning flake with retouch on dorsal side, distal end
L746	1	487	166		Plough Zone	debitage	Onondaga	shatter with two retouched edges
L747	1	487	166		Plough Zone	debitage	Fossil Hill	secondary knapping
L748	47	487	167		Plough Zone	debitage	Onondaga	
L749	1	487	167		Plough Zone	debitage	Onondaga	primary thinning flake with retouch on dorsal side, left margin
L750	1	487	167		Plough Zone	debitage	Onondaga	shatter with two retouched edges
L751	1	487	167		Plough Zone	debitage	Onondaga	secondary knapping flake with utilization on dorsal side, right margin
L752	1	487	167		Plough Zone	debitage	Onondaga	secondary knapping flake with retouch on dorsal side, left margin
L753	1	487	167		Plough Zone	debitage	Onondaga	shatter with retouch on dorsal side, distal end
L754	1	487	167		Plough Zone	debitage	Onondaga	shatter with retouched edge
L755	19	487	168		Plough Zone	debitage	Onondaga	
L756	1	487	168		Plough Zone	debitage	Onondaga	shatter with retouched edge
L757	1	487	168		Plough Zone	debitage	Onondaga	shatter with retouched edge
L758	1	487	168		Plough Zone	debitage	Onondaga	primary thinning flake with retouch on dorsal side, right margin
L759	3	534	165		Plough Zone	debitage	Onondaga	3 secondary knapping flakes
L760	1	487	168		Plough Zone	debitage	Haldimand	shatter
L761	4	488	155		Plough Zone	debitage	Onondaga	
L762	1	488	155		Plough Zone	spokeshave	Onondaga	3.3mm x 1.5mm x 0.45mm
L763	1	488	155		Basal Midden	debitage	Onondaga	

Cat. #	Qty.	Unit		Feature/Quad/Post Mould		Strata	Artifact Type	Material	Description
L764	2	488	156			Plough Zone	debitage	Onondaga	
L765	1	488	156			Plough Zone	debitage	Onondaga	
L766	9	488	156			Basal Midden	debitage	Onondaga	
L767	7	488	157			Basal Midden	debitage	Onondaga	
L768	1	488	157			Basal Midden	debitage	Onondaga	shatter with retouch on distal end
L769	1	488	158			Basal Midden	debitage	Onondaga	primary thinning flake with retouch on dorsal side, distal end
L770	8	488	158			Basal Midden	debitage	Onondaga	
L771	1	488	158			Basal Midden	debitage	Unidentified	secondary knapping
L772	9	488	158			Basal Midden	debitage	Onondaga	
L773	1	488	158			Basal Midden	debitage	Onondaga	shatter with retouched edge
L774	1	488	158			Basal Midden	debitage	Onondaga	shatter with retouch on ventral side
L775	1	488	159			Plough Zone	debitage	Onondaga	primary thinning flake with retouch on right margin, dorsal and ventral sides
L776	1	488	159			Plough Zone	debitage	Onondaga	primary thinning flake with retouch on dorsal side, distal end
L777	6	488	159			Plough Zone	debitage	Onondaga	
L778	8	488	159			Plough Zone	debitage	Onondaga	
L779	1	488	159			Plough Zone	debitage	Onondaga	shatter with retouch on two margins
L780	1	488	159			Plough Zone	debitage	Onondaga	shatter with utilization, dorsal side, left and right margins
L781	11	488	160			Plough Zone	debitage	Onondaga	
L782	1	488	160			Plough Zone	debitage	Onondaga	shatter with retouched edge
L783	1	488	160			Plough Zone	debitage	Onondaga	shatter with retouch on two edges
L784	1	488	160			Plough Zone	debitage	Onondaga	shatter with retouched edge
L785	1	488	160			Plough Zone	debitage	Onondaga	shatter with retouch on two edges
L786	9	488	160			Basal Midden	debitage	Onondaga	
L787	1	488	160			Basal Midden	debitage	Onondaga	shatter with retouched edge
L788	1	488	160			Basal Midden	debitage	Onondaga	primary thinning flake with retouch on dorsal side, left margin
L789	28	488	161			Plough Zone	debitage	Onondaga	
L790	1	488	161			Plough Zone	debitage	Onondaga	shatter with retouched edge
L791	1	488	161			Plough Zone	debitage	Onondaga	shatter with retouched edge
L792	1	488	161			Plough Zone	debitage	Onondaga	secondary knapping flake with retouch/ utilization dorsal side, left margin and distal end
L793	1	488	161			Plough Zone	debitage	Onondaga	primary reduction flake with retouch on dorsal side, right margin
L794	4	488	161			Basal Midden	debitage	Onondaga	
L795	1	488	161			Basal Midden	debitage	Balsam Lake	shatter
L796	17	488	162			Plough Zone	debitage	Onondaga	
L797	1	488	162			Plough Zone	debitage	Onondaga	shatter with retouch on dorsal side, right margin
L798	1	488	162			Plough Zone	debitage	Onondaga	primary reduction flake with retouch left margin, dorsal and ventral sides
L799	1	488	162			Plough Zone	debitage	Onondaga	shatter with retouch on dorsal side
L800	1	488	162			Plough Zone	debitage	Trent Valley	shatter
L801	4	555	250	F157	SW	Fill	debitage	Onondaga	secondary knapping flakes
L802	1	488	162			Plough Zone	debitage	Trent Valley	shatter
L803	1	488	162			Plough Zone	debitage	Bois Blanc	shatter
L804	14	488	162			Basal Midden	debitage	Onondaga	

Cat. #	Qty.	Unit		Feature/Quad/Post Mould		Strata	Artifact Type	Material	Description
L805	1	488	162			Basal Midden	debitage	Onondaga	shatter with retouched edge
L806	1	488	162			Basal Midden	debitage	Onondaga	shatter with two retouched edges
L807	1	488	162			Basal Midden	debitage	Onondaga	secondary knapping flake with retouch on ventral side, left margin
L808	15	488	163			Plough Zone	debitage	Onondaga	
L809	1	488	163			Plough Zone	debitage	Onondaga	primary thinning flake with retouch dorsal side, left margin and utilization on ventral side, right margin
L810	1	488	163			Plough Zone	debitage	Onondaga	shatter with retouched edge
L811	1	488	163			Plough Zone	debitage	Onondaga	shatter with retouched edge
L812	1	488	163			Plough Zone	debitage	Onondaga	primary thinning flake with retouch on dorsal side, left margin
L813	1	488	163			Plough Zone	debitage	Onondaga	shatter with retouched edge
L814	1	488	163			Plough Zone	debitage	Onondaga	shatter with retouched edge
L815	23	488	163			Basal Midden	debitage	Onondaga	
L816	1	488	163			Basal Midden	debitage	Onondaga	primary thinning flake with utilization dorsal side, right margin
L817	1	488	163			Basal Midden	debitage	Onondaga	shatter with retouch on dorsal side
L818	1	488	163			Basal Midden	debitage	Onondaga	shatter with retouch on dorsal side
L819	1	488	163			Basal Midden	debitage	Onondaga	shatter with retouch on dorsal side
L820	1	488	163			Basal Midden	debitage	quartz	shatter
L821	1	555	250	F157	SW	Fill	debitage	Onondaga	primary reduction flake
L822	1	488	164			Plough Zone	debitage	Onondaga	primary reduction flake with retouch on ventral side, right margin and distal end
L823	1	488	164			Plough Zone	spokeshave	Onondaga	shatter with retouched notch at distal end
L824	1	488	164			Plough Zone	debitage	Onondaga	shatter with retouch at distal end
L825	1	488	164			Plough Zone	debitage	Onondaga	shatter with retouched edge
L826	1	488	164			Plough Zone	debitage	Onondaga	shatter with retouched edge
L827	1	488	164			Plough Zone	debitage	Onondaga	secondary knapping flake with retouch on ventral side, distal end
L828	1	488	164			Plough Zone	debitage	Balsam Lake	secondary knapping flake
L829	49	488	165			Plough Zone	debitage	Onondaga	
L830	1	488	165			Plough Zone	debitage	Onondaga	primary thinning flake with retouch on left margin, ventral and dorsal sides
L831	1	488	165			Plough Zone	debitage	Onondaga	shatter with retouch
L832	1	488	165			Plough Zone	debitage	Onondaga	shatter with retouch, dorsal side, left and right margins
L833	1	488	165			Plough Zone	debitage	Onondaga	shatter with three retouched/utilized edges
L834	1	488	166			Plough Zone	biface	Onondaga	4.0mm x 2.7mm x 1.3mm
L835	1	488	166			Plough Zone	biface tip	Onondaga	2.6mm x 0.6mm x 0.7mm
L836	1	488	166			Plough Zone	point fragment	Onondaga	
L837	1	488	166			Plough Zone	point fragment	Onondaga	
L838	1	488	166			Plough Zone	point fragment	Onondaga	
L839	1	488	166			Plough Zone	debitage	Onondaga	primary thinning flake with retouch on dorsal side, left margin
L840	1	488	166			Plough Zone	debitage	Onondaga	secondary knapping flake with retouch on ventral side, left margin
L841	1	488	166			Plough Zone	debitage	Onondaga	primary reduction flake with retouch on ventral side, left margin
L842	79	488	166			Plough Zone	debitage	Onondaga	
L843	1	488	166			Plough Zone	debitage	Haldimand	secondary knapping flake
L844	33	488	167			Plough Zone	debitage	Onondaga	
L845	24	488	168			Plough Zone	debitage	Onondaga	

Cat. #	Qty.	Unit		Feature/Quad/Post Mould	Strata	Artifact Type	Material	Description
L846	1	488	168		Plough Zone	debitage	Onondaga	primary thinning flake with retouch dorsal side, distal end
L847	21	489	156		Plough Zone	debitage	Onondaga	
L848	1	489	156		Plough Zone	debitage	Onondaga	primary thinning flake with retouch on ventral side, distal end
L849	1	489	156		Plough Zone	debitage	Onondaga	primary reduction flake with retouch on ventral side, left margin
L850	14	489	157		Plough Zone	debitage	Onondaga	
L851	1	489	157		Plough Zone	debitage	Balsam Lake	shatter
L852	1	489	157		Basal Midden	debitage	Onondaga	secondary knapping flake with retouch on ventral side, right margin and distal end
L853	1	489	157		Basal Midden	debitage	Onondaga	shatter with retouched edge
L854	1	489	157		Basal Midden	debitage	Onondaga	secondary knapping flake with retouch on dorsal side, left and right margins
L855	10	489	157		Basal Midden	debitage	Onondaga	
L856	1	489	158		Plough Zone	point	Onondaga	4.3mm x 1.6mm x 0.4mm
L857	1	489	158		Plough Zone	debitage	Onondaga	primary thinning flake with retouch dorsal side, distal end
L858	1	489	158		Plough Zone	debitage	Onondaga	primary thinning flake with retouch dorsal side, distal end
L859	1	489	158		Plough Zone	debitage	Onondaga	primary thinning flake with retouch ventral side, distal end
L860	7	489	158		Plough Zone	debitage	Onondaga	
L861	1	489	158		Basal Midden	debitage	Onondaga	
L862	6	489	159		Plough Zone	debitage	Onondaga	
L863	1	489	159		Plough Zone	debitage	Onondaga	primary thinning flake with retouch on dorsal side, distal end
L864	1	489	159		Basal Midden	debitage	Onondaga	primary thinning flake with retouch on dorsal side, right margin and proximal end
L865	5	489	159		Basal Midden	debitage	Onondaga	
L866	14	489	160		Plough Zone	debitage	Onondaga	
L867	6	489	160		Basal Midden	debitage	Onondaga	
L868	1	489	160		Basal Midden	debitage	Balsam Lake	shatter
L869	66	489	161		Plough Zone	debitage	Onondaga	
L870	1	489	161		Plough Zone	debitage	Onondaga	shatter with two retouched edges
L871	1	489	161		Plough Zone	debitage	Onondaga	shatter with two retouched edges on dorsal side
L872	1	489	161		Plough Zone	debitage	Onondaga	primary thinning flake with retouch on dorsal side, distal end
L873	1	489	161		Plough Zone	debitage	Onondaga	primary thinning flake with retouch on ventral side, left margin
L874	1	489	161		Plough Zone	debitage	Onondaga	shatter with retouch on dorsal side
L875	1	489	161		Plough Zone	debitage	Trent Valley	shatter with retouch
L876	46	489	162		Plough Zone	debitage	Onondaga	
L877	1	489	162		Plough Zone	debitage	Onondaga	shatter with retouch on dorsal side, left and right margins
L878	1	489	162		Plough Zone	debitage	Onondaga	shatter with retouched edge on dorsal side
L879	1	489	162		Plough Zone	debitage	Onondaga	shatter with retouched edge on ventral side
L880	1	489	162		Plough Zone	debitage	Onondaga	primary thinning flake with retouch on dorsal side, right margin
L881	1	489	162		Plough Zone	debitage	Onondaga	primary thinning flake with retouch on dorsal side, distal end and on ventral side, right margin
L882	1	489	162		Plough Zone	debitage	Onondaga	shatter with retouched edge
L883	1	489	162		Plough Zone	debitage	Onondaga	shatter with retouched edge on dorsal side
L884	1	489	162		Plough Zone	debitage	Onondaga	shatter with retouched edge on dorsal side
L885	1	489	162		Plough Zone	biface fragmen	Onondaga	possible scraper, 2.1mm x 2.5mm x 0.8mm
L886	1	489	162		Plough Zone	debitage	quartz	shatter

Cat. #	Qty.	Unit		Feature/Quad/Post Mould		Strata	Artifact Type	Material	Description
L887	44	489	163			Plough Zone	debitage	Onondaga	
L888	1	489	163			Plough Zone	debitage	Onondaga	primary thinning flake with retouch on dorsal side, right margin
L889	1	489	163			Plough Zone	debitage	Onondaga	shatter with retouched edge on dorsal side
L890	1	489	163			Plough Zone	point fragment	Onondaga	
L891	1	489	163			Plough Zone	debitage	Balsam Lake	shatter
L892	1	489	163			Plough Zone	debitage	Balsam Lake	shatter
L893	1	489	163			Plough Zone	debitage	Trent Valley	shatter
L894	41	489	165			Plough Zone	debitage	Onondaga	
L895	1	489	165			Plough Zone	debitage	Onondaga	shatter with retouched edge
L896	1	489	165			Plough Zone	debitage	Onondaga	primary thinning flake with retouch on ventral side, left margin at proximal end
L897	1	489	165			Plough Zone	debitage	Onondaga	
L898	1	489	165			Basal Midden	debitage	Onondaga	
L899	49	489	166			Plough Zone	debitage	Onondaga	
L900	1	489	166			Plough Zone	debitage	Onondaga	shatter with retouched edge
L901	1	489	166			Plough Zone	debitage	Onondaga	primary thinning flake with retouch on dorsal side, left margin and ventral side, right margin
L902	21	489	167			Plough Zone	debitage	Onondaga	
L903	2	555	250	F157	SW	Fill	debitage	Onondaga	primary thinning flakes
L904	1	489	168			Plough Zone	debitage	Onondaga	shatter with retouched edge on dorsal side
L905	1	489	168			Plough Zone	debitage	Onondaga	primary thinning flake with retouch on dorsal side, right margin
L906	1	489	168			Plough Zone	debitage	Onondaga	shatter with retouched edge on dorsal side
L907	1	489	168			Plough Zone	debitage	Onondaga	primary thinning flake with retouch on ventral side, left and right margins
L908	4	490	155			Plough Zone	debitage	Onondaga	
L909	1	490	155			Plough Zone	debitage	Onondaga	
L910	2	490	156			Plough Zone	debitage	Onondaga	
L911	4	490	156			Basal Midden	debitage	Onondaga	
L912	9	490	157			Plough Zone	debitage	Onondaga	
L913	1	490	157			Plough Zone	debitage	Onondaga	shatter with retouched edge on dorsal side
L914	5	490	158			Plough Zone	debitage	Onondaga	
L915	1	490	158			Plough Zone	debitage	Onondaga	shatter with retouched edge on dorsal side
L916	1	490	158			Plough Zone	debitage	Onondaga	shatter with retouched edge on ventral side
L917	27	490	159			Plough Zone	debitage	Onondaga	
L918	1	490	159			Plough Zone	debitage	Onondaga	primary thinning flake with retouch on dorsal side, right margin
L919	1	490	159			Plough Zone	debitage	Onondaga	shatter with retouched edge on ventral side
L920	1	490	159			Plough Zone	debitage	Onondaga	shatter with retouched edge on dorsal side
L921	1	490	159			Plough Zone	debitage	Onondaga	shatter with retouched edge on dorsal side
L922	1	490	159			Plough Zone	debitage	Onondaga	shatter with retouched edge
L923	5	490	159			Basal Midden	debitage	Onondaga	
L924	1	490	159			Basal Midden	debitage	Onondaga	primary thinning flake with retouch on dosal side, left margin and on ventral side, distal end
L925	1	490	159			Basal Midden	debitage	Balsam Lake	shatter
L926	1	490	160			Plough Zone	debitage	Onondaga	shatter with retouched edge

Cat. #	Qty.	Unit		Feature/Quad/Post Mould	Strata	Artifact Type	Material	Description
L927	1	490	160		Plough Zone	debitage	Onondaga	secondary knapping flake with retouch on dorsal side, left margin
L928	1	490	160		Plough Zone	debitage	Onondaga	primary thinning flake with retouch on dosal side, left margin
L929	1	490	160		Plough Zone	debitage	Onondaga	shatter with retouch on dorsal side
L930	20	490	160		Plough Zone	debitage	Onondaga	
L931	1	490	160		Plough Zone	debitage	Balsam Lake	shatter
L932	35	490	161		Plough Zone	debitage	Onondaga	
L933	1	490	161		Plough Zone	debitage	Onondaga	shatter with retouch on ventral side, left margin
L934	34	490	162		Plough Zone	debitage	Onondaga	
L935	1	490	162		Plough Zone	debitage	Onondaga	primary thinning flake with retouch on ventral side, left margin at proximal end
L936	1	490	162		Plough Zone	debitage	Onondaga	primary thinning flake with retouch on ventral side, right margin at proximal end
L937	1	490	162		Plough Zone	debitage	Onondaga	shatter with retouch left and right margins, distal end
L938	1	490	162		Plough Zone	debitage	Onondaga	shatter with retouched edge, dorsal side
L939	39	490	163		Plough Zone	debitage	Onondaga	
L940	1	490	163		Plough Zone	biface fragmen	Onondaga	2.5mm x 2.35mm x 0.65mm
L941	1	490	163		Plough Zone	debitage	Balsam Lake	primary thinning flake
L942	1	490	163		Plough Zone	debitage	Onondaga	primary reduction flake with retouch at distal end, dorsal and ventral sidess
L943	1	490	163		Plough Zone	debitage	Onondaga	primary thinning flake with retouch on ventral side, distal end
L944	1	490	163		Plough Zone	debitage	Onondaga	primary thinning flake with retouch on ventral side, left margin and on dorsal side, left and right margins
L945	1	490	163		Plough Zone	debitage	Onondaga	shatter with retouch on dorsal and ventral sides
L946	1	490	163		Plough Zone	debitage	Onondaga	primary thinning flake with retouch on dorsal side, right margin
L947	1	490	163		Plough Zone	debitage	Onondaga	primary reduction flake with retouch on dorsal side, distal end
L948	55	490	164		Plough Zone	debitage	Onondaga	
L949	1	490	164		Plough Zone	projectile point	Onondaga	3.7mm x 1.7mm x 0.5mm, blade length = 2.3mm
L950	1	490	164		Plough Zone	debitage	Onondaga	primary reduction flake with retouch on dorsal side, right margin
L951	1	490	164		Plough Zone	debitage	Onondaga	shatter with retouch on dorsal side
L952	1	490	164		Plough Zone	debitage	Onondaga	primary thinning flake with retouch on dorsal side, left margin and distal end
L953	1	490	164		Plough Zone	debitage	Onondaga	shatter with retouched edge on ventral side, proximal end
L954	1	490	164		Plough Zone	debitage	Onondaga	primary thinning flake with retouch on dorsal side, right margin
L955	1	490	164		Plough Zone	debitage	Onondaga	primary thinning flake with retouch on dorsal side, left margin
L956	1	490	164		Plough Zone	debitage	Onondaga	primary reduction flake with retouch on dorsal side, left margin and distal end
L957	1	490	164		Plough Zone	debitage	Onondaga	primary thinning flake with utilization on left margin
L958	1	490	164		Plough Zone	debitage	Onondaga	primary reduction flake with retouch on ventral side, right margin
L959	45	490	165		Plough Zone	debitage	Onondaga	
L960	1	490	165		Plough Zone	point tip	Onondaga	1.9mm x 1.3mm x 0.5mm
L961	1	490	165		Plough Zone	point midsectio	Onondaga	
L962	1	490	165		Plough Zone	debitage	Onondaga	shatter with retouched edge on dorsal side
L963	38	490	166		Plough Zone	debitage	Onondaga	
L964	1	490	166		Plough Zone	debitage	Onondaga	shatter with retouched edge on ventral side
L965	1	490	166		Plough Zone	debitage	Onondaga	shatter with retouch on ventral side
L966	1	490	166		Plough Zone	scraper?	Onondaga	shatter with retouch at proximal and distal ends, both dorsal and ventral sides
L967	1	490	166		Plough Zone	point base	Onondaga	

Cat. #	Qty.	Unit		Feature/Quad/Post Mould	Strata	Artifact Type	Material	Description
L968	36	490	167		Plough Zone	debitage	Onondaga	
L969	1	490	167		Plough Zone	debitage	Onondaga	primary reduction flake with retouch on ventral side, left margin
L970	1	490	167		Plough Zone	debitage	Onondaga	shatter with retouched edge on ventral side
L971	47	490	168		Plough Zone	debitage	Onondaga	
L972	1	490	168		Plough Zone	debitage	Onondaga	shatter with retouched edge on ventral side
L973	1	490	168		Plough Zone	debitage	Onondaga	primary thinning flake with retouch on dorsal side, left margin
L974	4	491	156		Undist. Midden	debitage	Onondaga	
L975	1	491	156		Undist. Midden	debitage	Onondaga	primary thinning flak with retouch on dorsal side, right margin and on ventral side, left margin
L976	1	491	156		Undist. Midden	debitage	Onondaga	primary reduction flake with retouch on ventral side, distal end and on dorsal side, left margin
L977	1	491	156		Undist. Midden	debitage	Balsam Lake	shatter
L978	4	491	156		Basal Midden	debitage	Onondaga	
L979	1	491	156		Basal Midden	debitage	Onondaga	primary thinning flake with retouch on dorsal side, right margin
L980	7	491	158		Plough Zone	debitage	Onondaga	
L981	16	491	159		Plough Zone	debitage	Onondaga	
L982	23	491	160		Plough Zone	debitage	Onondaga	
L983	1	491	160		Plough Zone	debitage	Onondaga	shatter with retouched edge on dorsal side
L984	1	491	160		Plough Zone	debitage	Onondaga	primary reduction flake with retouch/utilization on dorsal side, left margin
L985	35	491	161		Plough Zone	debitage	Onondaga	
L986	36	491	161		Plough Zone	debitage	Onondaga	
L987	1	491	161		Plough Zone	debitage	Onondaga	shatter with retouched edge
L988	1	491	161		Plough Zone	debitage	Onondaga	shatter with retouch on ventral side, left and right margins
L989	1	491	161		Plough Zone	debitage	Onondaga	shatter with retouch on dorsal side, two edges
L990	1	491	161		Plough Zone	debitage	Onondaga	primary thinning flake with retouch on ventral side, right margin
L991	1	491	161		Plough Zone	debitage	Onondaga	primary reduction flake with retouch on ventral side, left margin
L992	1	491	161		Plough Zone	debitage	Balsam Lake	retouch flake
L993	57	491	163		Plough Zone	debitage	Onondaga	
L994	1	491	163		Plough Zone	debitage	Onondaga	shatter with retouch/utilization on dorsal side, left margin
L995	1	491	163		Plough Zone	debitage	Fossil Hill	primary thinning flake
L996	1	491	163		Plough Zone	debitage	Fossil Hill	shatter
L997	1	491	163		Plough Zone	debitage	Fossil Hill	shatter
L998	48	491	164		Plough Zone	debitage	Onondaga	
L999	1	491	164		Plough Zone	debitage	Onondaga	primary thinning flake with retouch on dorsal side, right margin and distal end
L1000	1	491	164		Plough Zone	debitage	Onondaga	shatter with retouched edge on dorsal side
L1001	1	491	164		Plough Zone	debitage	Onondaga	shatter with retouched edge on ventral side
L1002	1	491	164		Plough Zone	debitage	Onondaga	shatter with retouched edge on ventral side
L1003	1	491	164		Plough Zone	biface fragmen	Onondaga	
L1004	1	491	164		Plough Zone	debitage	Unidentified	shatter
L1005	57	491	165		Plough Zone	debitage	Onondaga	
L1006	1	491	165		Plough Zone	debitage	Onondaga	shatter with retouched edge
L1007	1	491	165		Plough Zone	debitage	Onondaga	shatter with retouched edge on dorsal side

Cat. #	Qty.	Unit		Feature/Quad/Post Mould		Strata	Artifact Type	Material	Description
L1008	1	491	165			Plough Zone	debitage	Onondaga	primary thinning flake with retouch left and right margins, ventral and dorsal sides
L1009	1	491	165			Plough Zone	debitage	Onondaga	shatter with retouched edge on dorsal side
L1010	1	491	165			Plough Zone	debitage	Onondaga	shatter with retouched edge on dorsal side
L1011	35	491	166			Plough Zone	debitage	Onondaga	
L1012	1	491	166			Plough Zone	debitage	Onondaga	primary thinning flake with retouch on dorsal side, left margin
L1013	1	491	166			Plough Zone	debitage	Onondaga	shatter with retouch on dorsal side, right margin
L1014	1	491	166			Plough Zone	debitage	Onondaga	primary thinning flake with retouch on dorsal side, distal end
L1015	1	491	166			Plough Zone	debitage	Onondaga	primary thinning flake with retouch on dorsal side, left margin
L1016	1	491	166			Plough Zone	debitage	Balsam Lake	shatter
L1017	1	491	166			Plough Zone	debitage	Unidentified	shatter
L1018	45	491	167			Plough Zone	debitage	Onondaga	
L1019	1	491	167			Plough Zone	debitage	Onondaga	primary thinning flake with retouch on ventral side, left margin
L1020	1	491	167			Plough Zone	debitage	Onondaga	shatter with retouched edge on ventral side
L1021	1	491	167			Plough Zone	debitage	quartz	
L1022	1	491	167			Plough Zone	debitage	Trent Valley	shatter
L1023	1	555	250	F157	SW	Living Floor	debitage	Onondaga	secondary knapping flake
L1024	1	555	250	F157	SW	Living Floor	debitage	Onondaga	shatter
L1025	31	491	168			Plough Zone	debitage	Onondaga	
L1026	1	491	168			Plough Zone	debitage	Onondaga	primary reduction flake with retouch on dorsal and ventral sides, right margin
L1027	1	491	168			Plough Zone	debitage	Onondaga	primary reduction flake with retouch on ventral side, left margin and on dorsal side, right margin
L1028	1	491	168			Plough Zone	debitage	Onondaga	shatter with retouched edge on dorsal side
L1029	1	491	168			Plough Zone	debitage	Onondaga	primary thinning flake with retouch on dorsal side, left margin and on ventral side, right margin
L1030	2	492	156			Plough Zone	debitage	Onondaga	
L1031	1	492	156			Plough Zone	debitage	Onondaga	shatter with retouched edge
L1032	3	492	156			basal midden	debitage	Onondaga	
L1033	7	492	157			Plough Zone	debitage	Onondaga	
L1034	1	492	157			Plough Zone	debitage	Onondaga	shatter with retouched edge on ventral side
L1035	13	492	158			Plough Zone	debitage	Onondaga	
L1036	17	492	159			Plough Zone	debitage	Onondaga	
L1037	1	492	159			Plough Zone	debitage	Onondaga	shatter with three retouched edges
L1038	1	492	159			Plough Zone	debitage	Bois Blanc	shatter
L1039	53	492	160			Plough Zone	debitage	Onondaga	
L1040	1	492	160			Plough Zone	biface fragmen	Onondaga	
L1041	1	492	160			Plough Zone	biface fragmen	Onondaga	
L1042	1	492	160			Plough Zone	projectile point	Onondaga	3.2mm x 1.8mm x 0.5mm
L1043	1	492	160			Plough Zone	debitage	Onondaga	shatter with retouch on both ventral and dorsal sides, distal end
L1044	1	492	160			Plough Zone	debitage	Onondaga	shatter with two retouched edges
L1045	1	492	160			Plough Zone	debitage	Onondaga	primary thinning flake with retouch on ventral side, right margin
L1046	1	492	160			Plough Zone	debitage	Onondaga	shatter with two retouched edges
L1047	14	492	161			Plough Zone	debitage	Onondaga	

Cat. #	Qty.	Unit		Feature/Quad/Post Mould		Strata	Artifact Type	Material	Description
L1048	1	492	161			Plough Zone	debitage	Onondaga	primary thinning flake with retouch on dorsal side, distal end
L1049	1	492	161			Plough Zone	debitage	Onondaga	shatter with retouched edge on dorsal side
L1050	1	492	161			Plough Zone	debitage	Onondaga	shatter with one retouched edge on dorsal side, and one on ventral side
L1051	1	492	161			Plough Zone	debitage	Onondaga	shatter with retouched edge
L1052	50	492	162			Plough Zone	debitage	Onondaga	
L1053	1	492	162			Plough Zone	debitage	Onondaga	primary reduction flake with retouch on dorsal side, left margin
L1054	1	492	162			Plough Zone	debitage	Onondaga	shatter with retouch on dorsal side, left and right margins and distal end
L1055	1	492	162			Plough Zone	debitage	Onondaga	primary thinning flake with retouch on dorsal side, left margin
L1056	1	492	162			Plough Zone	debitage	Onondaga	primary thinning flake with retouch on ventral side, left margin
L1057	1	492	162			Plough Zone	debitage	Balsam Lake	shatter
L1058	1	492	162			Plough Zone	debitage	Balsam Lake	shatter
L1059	4	492	164			Plough Zone	debitage	Onondaga	primary reduction flakes
L1060	1	492	164			Plough Zone	debitage	Balsam Lake	secondary knapping flake
L1061	1	492	164			Plough Zone	debitage	Bois Blanc	secondary knapping flake
L1062	1	492	164			Plough Zone	debitage	Onondaga	primary reduction flake with retouch on ventral side, left margin
L1063	1	492	164			Plough Zone	debitage	Onondaga	secondary knapping flake with retouch on dorsal side, left and right margins
L1064	1	492	164			Plough Zone	debitage	Onondaga	shatter with retouched edge on dorsal side
L1065	1	492	164			Plough Zone	debitage	Onondaga	primary thinning flake with retouch on dorsal side, left and right margins
L1066	1	492	164			Plough Zone	debitage	Onondaga	primary thinning flake with retouch on dorsal side, right margin and distal end
L1067	1	492	164			Plough Zone	debitage	Onondaga	shatter with retouched edge
L1068	5	555	250	F157	NE	Fill	debitage	Onondaga	primary thinning flakes
L1069	1	492	164			Plough Zone	debitage	Onondaga	primary reduction flake with retouch on dorsal side, right margin and on ventral side, left margin
L1070	1	492	164			Plough Zone	debitage	Onondaga	primary thinning flake with retouch on dorsal side, left margin
L1071	1	492	164			Plough Zone	debitage	Onondaga	shatter with retouched edge
L1072	1	492	164			Plough Zone	debitage	Onondaga	shatter with retouch on ventral side, left and right margins
L1073	1	492	164			Plough Zone	debitage	Onondaga	shatter with retouched edge, dorsal side
L1074	11	497	252			Plough Zone	debitage	Onondaga	shatter (2 thermally altered)
L1075	1	492	165			Plough Zone	point base	Onondaga	2.8 mm wide, 0.6mm thick
L1076	1	492	165			Plough Zone	debitage	Balsam Lake	primary thinning flake
L1077	1	492	165			Plough Zone	debitage	Trent Valley	shatter
L1078	1	492	165			Plough Zone	debitage	Onondaga	shatter with retouched edge
L1079	1	492	165			Plough Zone	debitage	Onondaga	primary thinning flake with retouch on dorsal side, right margin
L1080	1	492	165			Plough Zone	debitage	Onondaga	shatter with retouch on one edge
L1081	1	492	165			Plough Zone	debitage	Onondaga	shatter with retouched edge on ventral side
L1082	55	492	166			Plough Zone	debitage	Onondaga	
L1083	1	492	166			Plough Zone	debitage	Onondaga	primary thinning flake with retouch on ventral side, right margin
L1084	1	492	166			Plough Zone	debitage	Onondaga	primary reduction flake with retouch on dorsal side, left margin
L1085	1	492	166			Plough Zone	debitage	Onondaga	shatter with two retouched edges
L1086	1	492	166			Plough Zone	debitage	Onondaga	shatter with retouched edge
L1087	1	492	166			Plough Zone	debitage	Onondaga	shatter with retouched edge
L1088	31	492	167			Plough Zone	debitage	Onondaga	

Cat. #	Qty.	Unit		Feature/Quad/Post Mould	Strata	Artifact Type	Material	Description
L1089	1	492	167		Plough Zone	debitage	Onondaga	shatter with retouched edge
L1090	1	492	167		Plough Zone	debitage	Onondaga	shatter with retouched edge
L1091	1	492	167		Plough Zone	debitage	Balsam Lake	shatter
L1092	21	492	168		Plough Zone	debitage	Onondaga	
L1093	1	492	168		Plough Zone	debitage	Trent Valley	shatter
L1094	17	496	251		Plough Zone	debitage	Onondaga	shatter
L1095	1	492	168		Plough Zone	debitage	Onondaga	shatter with retouched edge
L1096	1	492	168		Plough Zone	debitage	Onondaga	shatter with retouched edge
L1097	1	492	168		Plough Zone	debitage	Onondaga	shatter with retouched edge
L1098	1	492	168		Plough Zone	debitage	Onondaga	shatter with retouched edge
L1099	19	493	159		Plough Zone	debitage	Onondaga	
L1100	1	493	159		Plough Zone	debitage	Onondaga	shatter with retouched edge
L1101	1	493	159		Plough Zone	debitage	Trent Valley	secondary knapping flake
L1102	1	493	159		Plough Zone	debitage	Bois Blanc	shatter
L1103	37	493	160		Plough Zone	debitage	Onondaga	
L1104	1	493	160		Plough Zone	debitage	Onondaga	secondary knapping flake with retouch on ventral side, right margin
L1105	28	493	161		Plough Zone	debitage	Onondaga	
L1106	1	493	161		Plough Zone	debitage	Onondaga	primary thinning flake with retouch on dorsal side, right margin
L1107	1	493	161		Plough Zone	debitage	Onondaga	secondary knapping flake with retouch on dorsal side, left and right margins
L1108	18	493	162		Plough Zone	debitage	Onondaga	
L1109	1	493	162		Plough Zone	debitage	Onondaga	shatter with two retouched edges on ventral side
L1110	38	493	163		Plough Zone	debitage	Onondaga	
L1111	1	493	163		Plough Zone	debitage	Onondaga	primary thinning flake with retouch on dorsal side, left margin and on ventral side, right margin
L1112	1	493	163		Plough Zone	debitage	Onondaga	shatter with retouched edge
L1113	52	493	164		Plough Zone	debitage	Onondaga	
L1114	1	493	164		Plough Zone	debitage	Onondaga	primary reduction flake with retouch dorsal side, right margin, proximal end
L1115	1	493	164		Plough Zone	debitage	Onondaga	shatter with two retouched/utilized edges
L1116	1	493	164		Plough Zone	debitage	Onondaga	shatter with retouched edge
L1117	1	493	164		Plough Zone	debitage	Onondaga	primary reduction flake with retouch dorsal side, left and right margins
L1118	1	493	164		Plough Zone	debitage	Balsam Lake	shatter
L1119	1	493	164		Plough Zone	debitage	Balsam Lake	retouch flake
L1120	113	493	165		Plough Zone	debitage	Onondaga	
L1121	1	493	165		Plough Zone	debitage	Onondaga	primary thinning flake with retouch on ventral side, distal end
L1122	1	493	165		Plough Zone	debitage	Onondaga	shatter with retouched edge
L1123	1	493	165		Plough Zone	debitage	Onondaga	primary thinning flake with retouch on dorsal side, proximal end
L1124	1	493	165		Plough Zone	debitage	Onondaga	primary thinning flake with retouch on ventral side, left margin
L1125	1	493	165		Plough Zone	debitage	Haldimand	shatter
L1126	1	493	165		Plough Zone	debitage	Haldimand	shatter
L1127	71	493	166		Plough Zone	debitage	Onondaga	
L1128	1	493	166		Plough Zone	biface fragmen	Onondaga	
L1129	1	493	166		Plough Zone	debitage	Balsam Lake	shatter

Cat. #	Qty.	Unit		Feature/Quad/Post Mould	Strata	Artifact Type	Material	Description
L1130	1	493	166		Plough Zone	debitage	Onondaga	primary reduction flake with retouch on dorsal side, left margin and distal end
L1131	1	493	166		Plough Zone	debitage	Onondaga	shatter with retouched edge on dorsal side
L1132	1	493	166		Plough Zone	debitage	Onondaga	primary thinning flake with retouch on ventral side, right margin
L1133	1	493	166		Plough Zone	debitage	Onondaga	primary thinning flake with retouch on ventral side, right margin
L1134	1	493	166		Plough Zone	debitage	Onondaga	primary thinning flake with retouch on dorsal side, right margin
L1135	67	493	167		Plough Zone	debitage	Onondaga	
L1136	1	493	167		Plough Zone	debitage	Onondaga	primary thinning flake with retouch on dorsal side, left and right margins, and ventral side, right margin
L1137	1	493	167		Plough Zone	debitage	Onondaga	secondary knapping flake with retouch on ventral side, left margin
L1138	1	493	167		Plough Zone	debitage	Onondaga	primary reduction flake with retouch on dorsal side, distal end
L1139	1	493	167		Plough Zone	debitage	Onondaga	shatter with retouched edge
L1140	1	493	167		Plough Zone	debitage	Onondaga	shatter with two retouched edges
L1141	1	493	167		Plough Zone	debitage	Onondaga	primary thinning flake with retouch on dorsal and ventral sides, left margin
L1142	27	493	168		Plough Zone	debitage	Onondaga	
L1143	1	493	168		Plough Zone	debitage	Onondaga	primary reduction flake with retouch on dorsal side, right margin
L1144	1	493	168		Plough Zone	debitage	Onondaga	primary reduction flake with retouch on ventral side, right margin
L1145	1	493	168		Plough Zone	debitage	Onondaga	primary thinning flake with retouch on ventral and dorsal sides, left and right margins
L1146	1	493	168		Plough Zone	biface	Onondaga	biface rendered from flake, possible scraper
L1147	18	494	160		Plough Zone	debitage	Onondaga	
L1148	1	494	160		Plough Zone	debitage	Onondaga	shatter with retouched edge
L1149	1	494	160		Plough Zone	debitage	Unidentified	
L1150	26	494	161		Plough Zone	debitage	Onondaga	
L1151	1	494	161		Plough Zone	debitage	Onondaga	primary thinning flake with retouch on ventral side, right margin
L1152	1	494	161		Plough Zone	debitage	Onondaga	primary reduction flake with retouch on dorsal side, right margin
L1153	1	494	161		Plough Zone	debitage	Onondaga	primary reduction flake with retouch on ventral side, right margin
L1154	1	494	161		Plough Zone	debitage	Onondaga	primary thinning flake with retouch on ventral side, left margin
L1155	1	494	161		Plough Zone	debitage	Trent Valley	shatter
L1156	45	494	162		Plough Zone	debitage	Onondaga	
L1157	1	494	162		Plough Zone	debitage	Onondaga	primary thinning flake with retouch/utilization at proximal end
L1158	1	494	162		Plough Zone	debitage	Onondaga	primary thinning flake wit retouch on ventral side, right margin and distal end
L1159	1	494	162		Plough Zone	biface fragmen	Onondaga	
L1160	43	494	163		Plough Zone	debitage	Onondaga	
L1161	1	494	163		Plough Zone	projectile point	Onondaga	missing tip; 2.8mm x 1.7mm x 0.45mm
L1162	1	494	163		Plough Zone	debitage	Bois Blanc	shatter
L1163	1	494	163		Plough Zone	debitage	Bois Blanc	shatter
L1164	1	494	163		Plough Zone	debitage	Bois Blanc	shatter
L1165	1	494	163		Plough Zone	debitage	Onondaga	primary thinning flake with retouch/utilization on dorsal side, left and right margins and distal end
L1166	1	494	163		Plough Zone	debitage	Onondaga	shatter with retouched/utilized edge
L1167	1	494	163		Plough Zone	debitage	Onondaga	primary thinning flake with retouch on dorsal side, left and right margins
L1168	1	494	163		Plough Zone	debitage	Onondaga	primary thinning flake with retouch on ventral side, left margin
L1169	1	494	163		Plough Zone	debitage	Onondaga	secondary knapping flake with retouch on ventral side, left margin

Cat. #	Qty.	Unit		Feature/Quad/Post Mould	Strata	Artifact Type	Material	Description
L1170	48	494	164		Plough Zone	debitage	Onondaga	
L1171	1	494	164		Plough Zone	debitage	Onondaga	primary thinning flake with retouch on ventral side, left margin
L1172	1	494	164		Plough Zone	debitage	Onondaga	primary thinning flake with retouch on ventral side, right margin and dorsal side, left margin
L1173	1	494	164		Plough Zone	debitage	Onondaga	shatter with retouched edge
L1174	1	494	164		Plough Zone	debitage	Onondaga	primary thinning flake with retouch on ventral side, distal end
L1175	1	494	164		Plough Zone	debitage	Onondaga	shatter with retouched edge
L1176	1	494	164		Plough Zone	debitage	Onondaga	secondary knapping flake with retouch on dorsal side, left and right margins
L1177	1	494	164		Plough Zone	debitage	Onondaga	primary thinning flake with retouch on ventral side, distal end
L1178	1	494	164		Plough Zone	debitage	Onondaga	primary reduction flake with retouch on dorsal side, right margin
L1179	1	494	164		Plough Zone	debitage	Onondaga	shatter with retouched edge
L1180	59	494	165		Plough Zone	debitage	Onondaga	
L1181	1	494	165		Plough Zone	point midsectio	Onondaga	
L1182	1	494	165		Plough Zone	debitage	Onondaga	primary thinning flake with retouch on ventral side, left margin
L1183	1	494	165		Plough Zone	debitage	Onondaga	shatter with two retouched edges
L1184	1	494	165		Plough Zone	debitage	Onondaga	shatter with retouched edge
L1185	1	494	165		Plough Zone	debitage	Onondaga	primary thinning flake with retouch on dorsal side, distal end
L1186	90	494	166		Plough Zone	debitage	Onondaga	
L1187	1	494	166		Plough Zone	debitage	Onondaga	primary thinning flake with retouch on dorsal side, proximal end
L1188	1	494	166		Plough Zone	debitage	Onondaga	secondary knapping flake with retouch on dorsal side, left margin
L1189	1	494	166		Plough Zone	debitage	Onondaga	secondary knapping flake with retouch on dorsal side, proximal end and right margin
L1190	1	494	166		Plough Zone	debitage	Onondaga	shatter with retouched edge
L1191	1	494	166		Plough Zone	debitage	Onondaga	shatter with retouched edge
L1192	1	494	166		Plough Zone	debitage	Onondaga	shatter with retouched edge
L1193	1	494	166		Plough Zone	debitage	Balsam Lake	shatter
L1194	1	494	166		Plough Zone	debitage	Unidentified	shatter
L1195	21	496	250		Plough Zone	debitage	Onondaga	shatter (2 thermally altered)
L1196	1	494	166		Plough Zone	debitage	Bois Blanc	shatter
L1197	1	494	166		Plough Zone	debitage	Balsam Lake	secondary knapping
L1198	49	494	167		Plough Zone	debitage	Onondaga	
L1199	1	494	167		Plough Zone	debitage	Onondaga	shatter with retouched edge
L1200	1	494	167		Plough Zone	debitage	Onondaga	shatter with retouched edge
L1201	1	494	167		Plough Zone	debitage	Onondaga	primary reduction flake with retouch on dorsal side, left margin
L1202	49	494	168		Plough Zone	debitage	Onondaga	
L1203	1	494	168		Plough Zone	debitage	Onondaga	primary thinning flake with retouch on dorsal side, distal end
L1204	1	494	168		Plough Zone	debitage	Onondaga	primary thinning flake with retouch on dorsal side, right and left margins and ventral side, distal end
L1205	1	494	168		Plough Zone	debitage	Onondaga	shatter with two retouched edges
L1206	1	494	168		Plough Zone	debitage	Onondaga	shatter with retouched edge
L1207	18	495	160		Plough Zone	debitage	Onondaga	shatter with retouched edge
L1208	1	495	160		Plough Zone	debitage	Onondaga	shatter with two retouched edges
L1209	1	495	160		Plough Zone	debitage	Onondaga	shatter with retouched edge

Cat. #	Qty.	Unit		Feature/Quad/Post Mould	Strata	Artifact Type	Material	Description
L1210	1	495	160		Plough Zone	debitage	Onondaga	
L1211	1	495	161		Plough Zone	point tip?	Onondaga	
L1212	1	495	161		Plough Zone	debitage	Trent Valley	shatter
L1213	23	495	161		Plough Zone	debitage	Onondaga	
L1214	53	495	162		Plough Zone	debitage	Onondaga	
L1215	1	495	162		Plough Zone	debitage	Onondaga	primary thinning flake with retouch on dorsal side, left and right margins
L1216	1	495	162		Plough Zone	debitage	Onondaga	shatter with retouched edge
L1217	49	495	163		Plough Zone	debitage	Onondaga	
L1218	1	495	163		Plough Zone	debitage	Onondaga	primary reduction flake with retouch on dorsal side, distal end
L1219	1	495	163		Plough Zone	debitage	Onondaga	primary reduction flake with retouch on ventral side, distal end
L1220	1	495	163		Plough Zone	debitage	Onondaga	shatter with retouched edge
L1221	1	495	163		Plough Zone	debitage	Onondaga	primary thinning flake with retouch on dorsal side, left margin
L1222	1	495	163		Plough Zone	debitage	Onondaga	shatter with retouched edge
L1223	1	495	163		Plough Zone	debitage	Onondaga	shatter with retouched edge
L1224	50	495	164		Plough Zone	debitage	Onondaga	
L1225	1	495	164		Plough Zone	point tip	Onondaga	
L1226	1	495	164		Plough Zone	debitage	Onondaga	shatter with retouched edge
L1227	1	495	164		Plough Zone	debitage	Onondaga	primary reduction flake with retouch on dorsal side, left margin
L1228	1	495	164		Plough Zone	debitage	Onondaga	shatter with two retouched edges
L1229	1	495	164		Plough Zone	debitage	Onondaga	shatter with retouched edge
L1230	1	495	164		Plough Zone	debitage	Onondaga	shatter with retouched edge
L1231	1	495	164		Plough Zone	debitage	Onondaga	shatter with retouched edge
L1232	1	495	164		Plough Zone	debitage	Onondaga	shatter with two retouched edges
L1233	21	496	252		Plough Zone	debitage	Onondaga	shatter (5 thermally altered)
L1234	48	495	166		Plough Zone	debitage	Onondaga	primary thinning flake with retouch on dorsal side, left margin
L1235	1	495	166		Plough Zone	debitage	Onondaga	primary thinning flake with retouch on dorsal side, left margin and distal end
L1236	1	495	166		Plough Zone	debitage	Onondaga	shatter with retouched edge
L1237	1	495	166		Plough Zone	debitage	Onondaga	primary thinning flake with retouch on dorsal side, distal end
L1238	1	495	166		Plough Zone	debitage	Onondaga	shatter with two retouched edges
L1239	1	495	166		Plough Zone	debitage	Onondaga	
L1240	58	495	167		Plough Zone	debitage	Onondaga	
L1241	1	495	167		Plough Zone	debitage	Onondaga	shatter with retouched edge
L1242	1	495	167		Plough Zone	debitage	Onondaga	shatter with retouched edge
L1243	1	495	167		Plough Zone	biface fragmen	Onondaga	
L1244	1	495	167		Plough Zone	debitage	Trent Valley	shatter
L1245	50	495	168		Plough Zone	debitage	Onondaga	
L1246	1	495	168		Plough Zone	debitage	Onondaga	primary reduction flake with retouch on dorsal and ventral sides, right margin
L1247	1	495	168		Plough Zone	debitage	Onondaga	primary reduction flake with utilization on ventral side, right margin
L1248	1	495	168		Plough Zone	debitage	Onondaga	primary reduction flake with retouch on ventral side, distal end
L1249	1	495	168		Plough Zone	debitage	Balsam Lake	shatter, thermally altered
L1250	18	495	170		Plough Zone	debitage	Onondaga	
L1251	1	495	170		Plough Zone	debitage	Onondaga	primary reduction flake with retouch on ventral side, right margin

Cat. #	Qty.	Unit		Feature/Quad/Post Mould	Strata	Artifact Type	Material	Description
L1252	21	496	160		Plough Zone	debitage	Onondaga	
L1253	1	496	160		Plough Zone	debitage	Onondaga	shatter with retouched edge on dorsal side
L1254	1	496	160		Plough Zone	debitage	Onondaga	shatter with retouched edge on ventral side
L1255	26	496	161		Plough Zone	debitage	Onondaga	
L1256	1	496	161		Plough Zone	projectile point	Onondaga	3.0mm x 1.8mm x 0.5mm
L1257	1	496	161		Plough Zone	debitage	Onondaga	primary thinning flake with retouch on dorsal side, left margin and on ventral side, right margin
L1258	1	496	161		Plough Zone	debitage	Onondaga	primary reduction flake with retouchon ventral side, distal end
L1259	1	496	161		Plough Zone	debitage	Onondaga	shatter with two retouched edges
L1260	1	496	161		Plough Zone	debitage	Onondaga	shatter with retouched edge
L1261	17	496	162		Plough Zone	debitage	Onondaga	
L1262	1	496	162		Plough Zone	point midsectio	Onondaga	
L1263	1	496	162		Plough Zone	debitage	Onondaga	primary reduction flake with retouch on dorsal side, distal end
L1264	1	496	162		Plough Zone	debitage	Onondaga	shatter with retouched edge
L1265	1	496	162		Plough Zone	debitage	Onondaga	shatter with retouched edge
L1266	1	496	162		Plough Zone	debitage	Onondaga	secondary knapping flake with retouch on dorsal side, right margin and ventral side, left and right margins
L1267	1	496	162		Plough Zone	debitage	Unidentified	shatter
L1268	28	496	163		Plough Zone	debitage	Onondaga	
L1269	1	496	163		Plough Zone	debitage	Onondaga	shatter with retouch on left and right margins and on distal end
L1270	1	496	163		Plough Zone	debitage	Onondaga	secondary knapping flake with retouch on ventral side, left and right margins
L1271	1	496	163		Plough Zone	debitage	Onondaga	shatter with retouched edge
L1272	1	496	163		Plough Zone	debitage	Onondaga	secondary knapping flake retouched on all sides
L1273	57	496	164		Plough Zone	debitage	Onondaga	
L1274	75	496	165		Plough Zone	debitage	Onondaga	
L1275	1	496	165		Plough Zone	debitage	Onondaga	secondary knapping flake with retouch on dorsal side, right margin
L1276	1	496	165		Plough Zone	debitage	Onondaga	shatter with two retouched edges
L1277	1	496	165		Plough Zone	debitage	Onondaga	primary thinning flake with retouch on dorsal side, left and right margins
L1278	1	496	165		Plough Zone	debitage	Onondaga	primary reduction flake with retouch on dorsal side, right margin
L1279	1	496	165		Plough Zone	debitage	Onondaga	primary reduction flake with retouch on ventral side, distal end and on dorsal side, right margin
L1280	1	496	165		Plough Zone	debitage	Onondaga	shatter with two retouched edges
L1281	1	496	165		Plough Zone	debitage	Onondaga	shatter with retouched edge
L1282	1	496	165		Plough Zone	debitage	Onondaga	shatter with two retouched edges
L1283	1	496	165		Plough Zone	debitage	Onondaga	shatter with two retouched edges
L1284	1	496	165		Plough Zone	debitage	Onondaga	shatter with retouched edge
L1285	1	496	165		Plough Zone	debitage	Onondaga	shatter with retouched edge
L1286	1	496	165		Plough Zone	debitage	Fossil Hill	secondary knapping flake
L1287	1	496	165		Plough Zone	debitage	Balsam Lake	shatter
L1288	45	496	166		Plough Zone	debitage	Onondaga	
L1289	1	496	166		Plough Zone	debitage	Onondaga	shatter with retouched edge
L1290	1	496	166		Plough Zone	debitage	Onondaga	shatter with two retouched edges

Cat. #	Qty.	Unit		Feature/Quad/Post Mould	Strata	Artifact Type	Material	Description
L1291	62	496	167		Plough Zone	debitage	Onondaga	
L1292	1	496	167		Plough Zone	debitage	Onondaga	shatter with retouched edge
L1293	1	496	167		Plough Zone	debitage	Onondaga	shatter with retouched edge
L1294	18	496	168		Plough Zone	debitage	Onondaga	
L1295	1	496	168		Plough Zone	debitage	Onondaga	shatter with retouched edge
L1296	1	496	168		Plough Zone	debitage	Onondaga	shatter with two retouched edges
L1297	1	496	168		Plough Zone	debitage	Onondaga	shatter with retouched edge
L1298	21	497	161		Plough Zone	debitage	Onondaga	
L1299	1	497	161		Plough Zone	biface fragment	Onondaga	
L1300	17	497	162		Plough Zone	debitage	Onondaga	
L1301	1	497	162		Plough Zone	debitage	Balsam Lake	shatter
L1302	16	497	163		Plough Zone	debitage	Onondaga	
L1303	1	497	163		Plough Zone	debitage	Onondaga	primary thinning flake with retouch on ventral side, distal end
L1304	1	497	163		Plough Zone	debitage	Onondaga	shatter with retouched edge
L1305	1	497	163		Plough Zone	debitage	Onondaga	primary thinning flake with retouch on dorsal side, left margin
L1306	1	497	163		Plough Zone	debitage	Onondaga	primary thinning flake with retouch on dorsal side, left and right margins
L1307	1	497	164		Plough Zone	debitage	Onondaga	shatter with retouched edge
L1308	1	497	164		Plough Zone	debitage	Onondaga	shatter with retouched edge
L1309	1	497	164		Plough Zone	debitage	Onondaga	shatter with retouched edge
L1310	1	497	164		Plough Zone	debitage	Onondaga	shatter with retouched edge
L1311	29	497	164		Plough Zone	debitage	Onondaga	
L1312	1	497	164		Plough Zone	debitage	Balsam Lake	shatter with retouched edge
L1313	45	497	165		Plough Zone	debitage	Onondaga	
L1314	1	497	165		Plough Zone	debitage	Onondaga	shatter with retouched edge
L1315	1	497	165		Plough Zone	debitage	Onondaga	secondary knapping flake with retouch on dorsal side, right margin
L1316	28	497	166		Plough Zone	debitage	Onondaga	
L1317	1	497	166		Plough Zone	point tip	Onondaga	
L1318	1	497	166		Plough Zone	debitage	Onondaga	shatter with retouched edge on dorsal side
L1319	1	497	166		Plough Zone	debitage	Onondaga	primary thinning flake with retouch on ventral side, distal end
L1320	1	497	166		Plough Zone	debitage	Onondaga	primary thinning flake with retouch on dorsal side, right margin
L1321	1	497	166		Plough Zone	debitage	Onondaga	shatter with retouched edge on dorsal side
L1322	1	497	166		Plough Zone	debitage	Onondaga	shatter with retouched edge on dorsal side
L1323	61	497	167		Plough Zone	debitage	Onondaga	
L1324	1	497	167		Plough Zone	projectile point	Onondaga	2.7mm x 1.8mm x 1.5mm
L1325	1	497	167		Plough Zone	debitage	Onondaga	shatter with retouched edge
L1326	1	497	167		Plough Zone	debitage	Onondaga	shatter with retouched/utilized edge
L1327	1	497	167		Plough Zone	debitage	Onondaga	primary thinning flake with retouch on ventral side, left margin
L1328	1	497	167		Plough Zone	debitage	Onondaga	shatter with retouched edge
L1329	1	497	167		Plough Zone	debitage	Onondaga	shatter with retouched edge
L1330	40	497	168		Plough Zone	debitage	Onondaga	
L1331	1	497	168		Plough Zone	debitage	Onondaga	shatter with retouched edge, dorsal side
L1332	1	497	168		Plough Zone	debitage	Onondaga	primary thinning flake with retouch on ventral side, right margin

Cat. #	Qty.	Unit		Feature/Quad/Post Mould	Strata	Artifact Type	Material	Description
L1333	1	497	168		Plough Zone	debitage	Balsam Lake	shatter
L1334	3	498	164		Plough Zone	debitage	Onondaga	
L1335	1	498	164		Plough Zone	biface?	Onondaga	2.8mm x 2.25mm x 0.8mm
L1336	40	498	165		Plough Zone	debitage	Onondaga	
L1337	35	498	166		Plough Zone	debitage	Onondaga	
L1338	1	498	166		Plough Zone	point base	Onondaga	
L1339	1	498	166		Plough Zone	debitage	Onondaga	primary thinning flake with retouch on dorsal side, right margin
L1340	1	498	166		Plough Zone	debitage	Onondaga	shatter with retouched edge
L1341	1	498	166		Plough Zone	debitage	Onondaga	primary thinning flake with retouch on dorsal side, left and right margins, and on distal end
L1342	1	498	166		Plough Zone	debitage	Onondaga	primary thinning flake with retouch/utilization on dorsal side, left and right margins
L1343	1	498	166		Plough Zone	debitage	quartz	secondary knapping flake
L1344	1	498	166		Plough Zone	debitage	Unidentified	shatter
L1345	1	498	166		Plough Zone	debitage	Unidentified	shatter
L1346	46	498	167		Plough Zone	debitage	Onondaga	
L1347	1	498	167		Plough Zone	debitage	Onondaga	shatter with two retouched edges
L1348	1	498	167		Plough Zone	debitage	Onondaga	primary thinning flake with retouch on dorsal side, distal end
L1349	1	498	167		Plough Zone	debitage	Onondaga	shatter with two retouched edges on dorsal side
L1350	1	498	167		Plough Zone	debitage	Onondaga	shatter with two retouched edges
L1351	1	498	167		Plough Zone	debitage	Onondaga	shatter with two retouched edges on ventral side
L1352	1	498	167		Plough Zone	debitage	Onondaga	shatter with retouched edge, ventral side, distal end
L1353	1	498	167		Plough Zone	debitage	Balsam Lake	shatter
L1354	42	498	168		Plough Zone	debitage	Onondaga	
L1355	1	498	168		Plough Zone	debitage	Onondaga	shatter with two retouched edges, one on entral side, one dorsal
L1356	1	498	168		Plough Zone	debitage	Onondaga	shatter with retouched edge
L1357	1	498	168		Plough Zone	debitage	Onondaga	shatter with retouched edge
L1358	1	498	168		Plough Zone	debitage	Onondaga	primary thinning flake with retouch on dorsal side, left margin
L1359	1	498	168		Plough Zone	debitage	Onondaga	primary reduction flake with retouch on ventral side, distal end
L1360	1	498	168		Plough Zone	debitage	Onondaga	shatter with retouched edge
L1361	1	498	168		Plough Zone	debitage	quartz	
L1362	62	499	164		Plough Zone	debitage	Onondaga	
L1363	1	499	164		Plough Zone	point base	Onondaga	
L1364	1	499	164		Plough Zone	biface fragmen	Onondaga	
L1365	1	499	164		Plough Zone	debitage	Onondaga	primary thinning flake with retouch on ventral side, distal end and left margin
L1366	1	499	164		Plough Zone	debitage	Onondaga	shatter with retouched edge
L1367	1	499	164		Plough Zone	debitage	Balsam Lake	shatter
L1368	18	499	165		Plough Zone	debitage	Onondaga	
L1369	1	499	165		Plough Zone	debitage	Onondaga	primary thinning flake with retouch on dorsal side, right margin
L1370	37	499	166		Plough Zone	debitage	Onondaga	
L1371	1	499	166		Plough Zone	debitage	Onondaga	shatter with two retouched edges
L1372	1	499	166		Plough Zone	debitage	Onondaga	primary reduction flake with retouch on ventral side, right margin
L1373	1	499	166		Plough Zone	debitage	Onondaga	shatter with retouched edge on ventral side

Cat. #	Qty.	Unit		Feature/Quad/Post Mould		Strata	Artifact Type	Material	Description
L1374	40	499	167			Plough Zone	debitage	Onondaga	
L1375	1	499	167			Plough Zone	debitage	Onondaga	shatter with retouched edge
L1376	1	499	167			Plough Zone	debitage	Balsam Lake	shatter
L1377	29	499	168			Plough Zone	debitage	Onondaga	
L1378	1	499	168			Plough Zone	debitage	Onondaga	primary thinning flake with retouch on ventral side, distal end
L1379	1	499	168			Plough Zone	debitage	Onondaga	primary thinning flake with retouch on dorsal side, left margin
L1380	1	515	160			Plough Zone	debitage	Onondaga	
L1381	6	440	203			Plough Zone	debitage	Onondaga	
L1382	11	490	249			Plough Zone	debitage	Onondaga	
L1383	1	490	249			Plough Zone	debitage	Onondaga	secondary knapping flake with retouch on ventral side, right margin
L1384	1	490	249			Plough Zone	debitage	Onondaga	secondary knapping flake with retouch on dorsal side, left margin
L1385	4	491	248			Plough Zone	debitage	Onondaga	
L1386	1	491	248			Plough Zone	point base	Onondaga	
L1387	1	491	248			Plough Zone	debitage	Onondaga	shatter with retouched edge
L1388	1	491	248			Plough Zone	debitage	Onondaga	shatter with retouched edge
L1389	5	491	249			Plough Zone	debitage	Onondaga	
L1390	1	491	249			Plough Zone	debitage	Onondaga	shatter with retouch/utilization at distal end
L1391	1	491	249			Plough Zone	debitage	Onondaga	primary reduction flake with retouch on dorsal side, distal end
L1392	1	491	249			Plough Zone	debitage	Balsam Lake	secondary knapping flake
L1393	3	491	250			Plough Zone	debitage	Onondaga	
L1394	5	492	248			Plough Zone	debitage	Onondaga	
L1395	1	492	248			Plough Zone	debitage	Onondaga	
L1396	28	492	249			Plough Zone	debitage	Onondaga	
L1397	1	492	249			Plough Zone	debitage	Onondaga	secondary knapping flake with retouch on ventral side, left margin
L1398	1	492	249			Plough Zone	debitage	Lockport	shatter
L1399	3	492	250			Plough Zone	debitage	Onondaga	
L1400	1	492	250			Plough Zone	debitage	Onondaga	shatter with retouched edge, dorsal side
L1401	1	492	250			Plough Zone	debitage	Onondaga	shatter with utilized edge, ventral side
L1402	11	493	248			Plough Zone	debitage	Onondaga	
L1403	1	493	248			Plough Zone	debitage	Onondaga	shatter with retouch
L1404	1	493	248			Plough Zone	debitage	Onondaga	shatter with retouched/utilized edge
L1405	1	493	248			Plough Zone	debitage	Onondaga	primary reduction flake with retouch on ventral side, distal end
L1406	13	493	249			Plough Zone	debitage	Onondaga	
L1407	1	493	249			Plough Zone	debitage	Onondaga	primary reduction flake with retouch on dorsal side, right margin
L1408	1	493	249			Plough Zone	debitage	Onondaga	shatter with retouched edge on dorsal side
L1409	1	493	249			Plough Zone	debitage	Onondaga	primary reduction flake with retouch on ventral side, left margin
L1410	9	493	250			Plough Zone	debitage	Onondaga	
L1411	8	493	251			Plough Zone	debitage	Onondaga	
L1412	1	493	251			Plough Zone	debitage	quartz	shatter
L1413	14	555	250	F157	NE	Fill	debitage	Onondaga	secondary knapping flakes
L1414	14	493	252			Plough Zone	debitage	Onondaga	
L1415	1	493	252			Plough Zone	debitage	Onondaga	primary reduction flake with retouch on ventral side, left margin

Cat. #	Qty.	Unit		Feature/Quad/Post Mould	Strata	Artifact Type	Material	Description
L1416	1	493	252		Plough Zone	debitage	Onondaga	primary thinning flake with retouch on dorsal side, distal end
L1417	1	493	252		Plough Zone	debitage	Onondaga	shatter with retouched edge
L1418	1	493	252		Plough Zone	debitage	Onondaga	secondary knapping flake with retouch on dorsal side, proximal end
L1419	1	493	252		Plough Zone	debitage	Onondaga	secondary knapping flake with retouch on dorsal side, distal end
L1420	1	493	252		Plough Zone	debitage	Onondaga	primary reduction flake with retouch on dorsal side, left margin
L1421	1	493	252		Plough Zone	spokeshave?	Onondaga	shatter with retouched notch
L1422	10	494	247		Plough Zone	debitage	Onondaga	
L1423	30	494	248		Plough Zone	debitage	Onondaga	
L1424	1	494	248		Plough Zone	projectile point	Onondaga	3.6mm x 1.8mm x 0.4mm
L1425	1	494	248		Plough Zone	debitage	Onondaga	shatter with retouched/utilized edge on dorsal side
L1426	1	494	248		Plough Zone	debitage	Onondaga	primary thinning flake with retouch on ventral side, distal end
L1427	1	494	248		Plough Zone	debitage	Onondaga	shatter with retouched edge on dorsal side
L1428	1	494	248		Plough Zone	debitage	Onondaga	secondary knapping flake with retouch on dorsal side, left and right margins
L1429	24	494	249		Plough Zone	debitage	Onondaga	
L1430	1	494	249		Plough Zone	debitage	Onondaga	shatter with retouched edge
L1431	1	494	249		Plough Zone	debitage	Onondaga	shatter with retouched edge
L1432	1	494	249		Plough Zone	debitage	Onondaga	shatter with retouched edge, expedient scraper
L1433	1	494	249		Plough Zone	debitage	Onondaga	primary thinning flake with retouch on dorsal side, left margin and on ventral side, right margin
L1434	14	494	250		Plough Zone	debitage	Onondaga	
L1435	1	494	250		Plough Zone	debitage	Onondaga	shatter with two retouched edges on dorsal side
L1436	1	494	250		Plough Zone	debitage	Onondaga	primary reduction flake with retouch on dorsal side, distal end
L1437	1	494	250		Plough Zone	debitage	Onondaga	shatter with retouched edge on dorsal side
L1438	3	496	252		Plough Zone	debitage	Onondaga	secondary knapping flakes
L1439	23	494	251		Plough Zone	debitage	Onondaga	
L1440	12	494	252		Plough Zone	debitage	Onondaga	
L1441	1	494	252		Plough Zone	debitage	Onondaga	primary thinning flake with retouch on dorsal side, right margin and ventral side, left margin
L1442	1	494	252		Plough Zone	debitage	Onondaga	shatter with retouch on left and right margins
L1443	1	494	252		Plough Zone	debitage	Onondaga	shatter with retouch on dorsal side, left and right margins
L1444	1	494	252		Plough Zone	debitage	Onondaga	
L1445	1	494	252		Plough Zone	debitage	Unidentified	
L1446	24	494	253		Plough Zone	debitage	Onondaga	
L1447	1	494	253		Plough Zone	debitage	Onondaga	shatter with retouched edge
L1448	1	494	253		Plough Zone	debitage	Onondaga	shatter with retouched edge
L1449	1	494	253		Plough Zone	debitage	Onondaga	primary thinning flake with retouch on dorsal side, left margin and on ventral side, right margin
L1450	1	494	253		Plough Zone	debitage	Onondaga	secondary knapping flake with retouch/utilization on dorsal side, left and right margins
L1451	1	494	253		Plough Zone	debitage	Trent Valley	shatter
L1452	19	495	247		Plough Zone	debitage	Onondaga	
L1453	1	495	247		Plough Zone	debitage	Onondaga	primary reduction flake with retouch on ventral side, left margin and distal end

Cat. #	Qty.	Unit		Feature/Quad/Post Mould	Strata	Artifact Type	Material	Description
L1454	1	495	247		Plough Zone	debitage	Onondaga	primary reduction flake with retouch on dorsal side, left margin and ventral side, right margin
L1455	1	495	247		Plough Zone	debitage	Onondaga	primary thinning flake with retouch on dorsal side, distal end
L1456	1	495	247		Plough Zone	debitage	Onondaga	shatter with retouched/utilized edge on ventral side
L1457	1	495	247		Plough Zone	debitage	Onondaga	primary thinning flake with retouch on ventral side, right margin
L1458	33	495	248		Plough Zone	debitage	Onondaga	
L1459	21	495	249		Plough Zone	debitage	Onondaga	
L1460	1	495	249		Plough Zone	debitage	Onondaga	shatter with retouched edge on ventral side
L1461	1	495	249		Plough Zone	debitage	Onondaga	shatter with retouched edge on ventral side
L1462	1	495	249		Plough Zone	debitage	Unidentified	shatter
L1463	1	495	249		Plough Zone	debitage	Unidentified	shatter
L1464	1	495	249		Plough Zone	debitage	Unidentified	shatter
L1465	15	495	250		Plough Zone	debitage	Onondaga	
L1466	1	495	250		Plough Zone	debitage	Onondaga	shatter with retouched edge on dorsal side
L1467	1	495	250		Plough Zone	debitage	Onondaga	primary thinning flake with retouch on ventral side, proximal end and right margin
L1468	26	495	251		Plough Zone	debitage	Onondaga	
L1469	1	495	251		Plough Zone	debitage	Onondaga	shatter with two retouched edges
L1470	1	495	251		Plough Zone	debitage	Onondaga	primary thinning flake with retouch on dorsal side, left margin
L1471	17	495	252		Plough Zone	debitage	Onondaga	
L1472	1	495	252		Plough Zone	debitage	Onondaga	shatter with retouched edge
L1473	1	495	252		Plough Zone	debitage	Onondaga	primary thinning flake with retouch on ventral side, left margin and distal end
L1474	1	495	252		Plough Zone	debitage	Onondaga	shatter with retouched edge
L1475	17	495	253		Plough Zone	debitage	Onondaga	
L1476	1	495	253		Plough Zone	debitage	Onondaga	shatter with retouched edge
L1477	13	496	248		Plough Zone	debitage	Onondaga	
L1478	1	496	248		Plough Zone	debitage	Onondaga	primary thinning flake with retouch on dorsal side, distal end
L1479	1	496	248		Plough Zone	debitage	Onondaga	primary thinning flake with retouch on ventral side, right margin
L1480	1	496	248		Plough Zone	debitage	Onondaga	shatter with retouched edge
L1481	1	496	248		Plough Zone	debitage	Onondaga	shatter with retouched edge
L1482	1	496	248		Plough Zone	debitage	Onondaga	shatter with two retouched edges
L1483	1	496	248		Plough Zone	debitage	Onondaga	shatter with two retouched edges
L1484	22	496	249		Plough Zone	debitage	Onondaga	
L1485	1	496	249		Plough Zone	debitage	Onondaga	shatter with retouched edge dorsal side
L1486	1	496	249		Plough Zone	debitage	Onondaga	shatter with retouched edge dorsal side
L1487	2	496	250		Plough Zone	debitage	Onondaga	primary thinning flakes
L1488	1	496	250		Plough Zone	debitage	Onondaga	primary thinning flake with retouch on ventral side, right margin
L1489	3	496	251		Plough Zone	debitage	Onondaga	secondary knapping flakes
L1490	1	496	251		Plough Zone	debitage	Onondaga	primary thinning flake with retouch on ventral side, left and right margins
L1491	1	496	252		Plough Zone	debitage	Onondaga	primary thinning flake
L1492	1	496	252		Plough Zone	debitage	Onondaga	primary thinning flake with retouch on dorsal side, right margin and on ventral side, left margin
L1493	11	496	253		Plough Zone	debitage	Onondaga	

Cat. #	Qty.	Unit		Feature/Quad/Post Mould	Strata	Artifact Type	Material	Description
L1494	1	496	253		Plough Zone	debitage	Onondaga	shatter with retouched edge on dorsal side
L1495	1	496	253		Plough Zone	debitage	Onondaga	shatter with three retouched edges
L1496	12	497	248		Plough Zone	debitage	Onondaga	
L1497	1	497	248		Plough Zone	point tip	Onondaga	
L1498	1	497	248		Plough Zone	debitage	Onondaga	shatter with retouched edge
L1499	1	497	248		Plough Zone	debitage	Onondaga	shatter with retouched edge
L1500	11	497	249		Plough Zone	debitage	Onondaga	
L1501	1	497	249		Plough Zone	debitage	Onondaga	secondary knapping flake with retouch on dorsal side, left and right margins
L1502	1	497	249		Plough Zone	debitage	Onondaga	shatter with two retouched edges
L1503	18	497	250		Plough Zone	debitage	Onondaga	
L1504	1	497	250		Plough Zone	projectile point	Onondaga	missing base, 4.3mm x 1.9mm x 0.5mm
L1505	1	497	250		Plough Zone	scraper	Onondaga	primary thinning flake, 4.7mm x 1.5mm x 0.5mm, retouched on dorsal lateral margins
L1506	1	497	250		Plough Zone	debitage	Onondaga	primary thinning flake with retouch on ventral side, right margin
L1507	1	497	250		Plough Zone	debitage	Onondaga	shatter with retouch on dorsal side, right margin
L1508	1	497	252		Plough Zone	debitage	Onondaga	primary thinning flake
L1509	1	497	252		Plough Zone	debitage	Onondaga	primary thinning flake with retouch on dorsal side, left and right margins and distal end and on ventral side, left margin
L1510	19	497	252		Plough Zone	debitage	Onondaga	shatter (2 thermally altered)
L1511	15	498	249		Plough Zone	debitage	Onondaga	
L1512	1	498	249		Plough Zone	debitage	Onondaga	primary thinning flake with retouch on ventral side, distal end
L1513	14	498	250		Plough Zone	debitage	Onondaga	
L1514	1	498	250		Plough Zone	debitage	Onondaga	primary thinning flake with retouch on dorsal side, left and right margins
L1515	1	498	250		Plough Zone	debitage	Onondaga	shatter with retouched edge, dorsal side
L1516	1	498	250		Plough Zone	debitage	Unidentified	shatter
L1517	1	498	250		Plough Zone	debitage	Balsam Lake	primary reduction flake
L1518	16	498	251		Plough Zone	debitage	Onondaga	
L1519	1	498	251		Plough Zone	debitage	Onondaga	primary thinning flake with retouched edge, left and right margins
L1520	1	498	251		Plough Zone	debitage	Onondaga	shatter with finely retouched/utilized edge
L1521	1	498	251		Plough Zone	debitage	Onondaga	secondary knapping flake with retouch/utilization dorsal side, left and right margins
L1522	15	498	252		Plough Zone	debitage	Onondaga	
L1523	1	498	252		Plough Zone	point	Onondaga	missing base, 2.5mm x 1.3mm x 0.35mm
L1524	1	498	252		Plough Zone	debitage	quartz	primary reduction flake with retouched edge
L1525	1	498	252		Plough Zone	debitage	Onondaga	primary thinning flake with retouch on ventral side, left and right margins
L1526	1	498	252		Plough Zone	debitage	Onondaga	primary reduction flake with retouch on ventral side, left margin
L1527	1	498	252		Plough Zone	debitage	Onondaga	secondary knapping flake with retouch on ventral side, left margin
L1528	10	499	249		Plough Zone	debitage	Onondaga	
L1529	1	499	249		Plough Zone	debitage	Onondaga	shatter with retouched edges on dorsal and ventral sides
L1530	20	499	250		Plough Zone	debitage	Onondaga	
L1531	1	499	250		Plough Zone	debitage	Onondaga	primary thinning flake with retouch on dorsal side, left margin
L1532	1	499	250		Plough Zone	debitage	Onondaga	shatter with retouch along one edge, both ventral and dorsal sides

Cat. #	Qty.	Unit		Feature/Quad/Post Mould	Strata	Artifact Type	Material	Description
L1533	1	499	250		Plough Zone	debitage	Onondaga	primary thinning flake with retouch on dorsal side, right margin and ventral side, distal end
L1534	1	499	250		Plough Zone	debitage	Onondaga	secondary knapping flake with retouch on dorsal side, proximal end
L1535	6	499	251		Plough Zone	debitage	Onondaga	
L1536	1	499	251		Plough Zone	debitage	Onondaga	primary reduction flake with retouch on dorsal side, left margin
L1537	1	499	251		Plough Zone	debitage	Onondaga	secondary knapping flake with retouch on dorsal side, left margin
L1538	16	499	252		Plough Zone	debitage	Onondaga	
L1539	1	499	252		Plough Zone	debitage	Onondaga	shatter with two retouched edges
L1540	13	499	253		Plough Zone	debitage	Onondaga	
L1541	1	499	253		Plough Zone	debitage	Onondaga	shatter with retouched edge
L1542	1	499	253		Plough Zone	debitage	Onondaga	primary reduction flake with retouch on dorsal side, distal end
L1543	11	500	249		Plough Zone	debitage	Onondaga	
L1544	1	500	249		Plough Zone	debitage	Onondaga	shatter with two retouched edges
L1545	1	500	249		Plough Zone	debitage	Onondaga	shatter with retouched edge
L1546	1	500	249		Plough Zone	debitage	Onondaga	shatter with retouched edge
L1547	1	500	249		Plough Zone	debitage	Trent Valley	primary reduction flake
L1548	18	500	250		Plough Zone	debitage	Onondaga	
L1549	1	500	250		Plough Zone	debitage	Onondaga	shatter with retouched edge
L1550	1	500	250		Plough Zone	debitage	Onondaga	shatter with two retouched edges
L1551	1	500	250		Plough Zone	debitage	Onondaga	primary reduction flake with retouch on dorsal side, right margin and on ventral side, distal end
L1552	1	500	250		Plough Zone	debitage	Onondaga	secondary knapping flake with retouch on dorsal side, left margin and utilization on ventral side, right margin
L1553	1	500	250		Plough Zone	debitage	Trent Valley	primary reduction flake
L1554	1	500	250		Plough Zone	debitage	Unidentified	shatter
L1555	15	500	251		Plough Zone	debitage	Onondaga	
L1556	1	500	251		Plough Zone	debitage	Onondaga	shatter with retouched edge
L1557	1	500	251		Plough Zone	debitage	Onondaga	primary thinning flake with retouch on dorsal side, left margin
L1558	1	500	251		Plough Zone	debitage	Onondaga	secondary knapping flake with retouch on dorsal side, distal end
L1559	1	500	251		Plough Zone	debitage	Balsam Lake	secondary knapping flake
L1560	5	500	252		Plough Zone	debitage	Onondaga	
L1561	1	500	252		Plough Zone	debitage	Onondaga	primary reduction flake with retouch on dorsal side, right margin
L1562	1	500	252		Plough Zone	debitage	Onondaga	secondary knapping flake with utilization/retouch on dorsal side, left and right margins
L1563	1	500	252		Plough Zone	debitage	Onondaga	shatter with retouch/utilization dorsal side, left and right margins
L1564	11	500	253		Plough Zone	debitage	Onondaga	
L1565	7	501	249		Plough Zone	debitage	Onondaga	
L1566	1	501	249		Plough Zone	debitage	Onondaga	shatter with retouched edge on dorsal side
L1567	1	501	249		Plough Zone	debitage	Onondaga	primary reduction flake with retouch on dorsal side, left margin
L1568	1	501	249		Plough Zone	debitage	Onondaga	primary thinning flake with retouch on dorsal side, left margin
L1569	1	501	249		Plough Zone	debitage	Onondaga	primary thinning flake with retouch on dorsal side, distal end
L1570	18	501	250		Plough Zone	debitage	Onondaga	
L1571	1	501	250		Plough Zone	debitage	Onondaga	shatter with retouched edge

Cat. #	Qty.	Unit		Feature/Quad/Post Mould	Strata	Artifact Type	Material	Description
L1572	7	501	251		Plough Zone	debitage	Onondaga	
L1573	9	501	252		Plough Zone	debitage	Onondaga	
L1574	1	501	252		Plough Zone	debitage	Onondaga	shatter with retouched edge
L1575	1	501	252		Plough Zone	debitage	Onondaga	primary thinning flake with retouch on ventral side, left margin
L1576	1	501	252		Plough Zone	debitage	Onondaga	shatter with retouched edge, dorsal side
L1577	1	501	252		Plough Zone	debitage	Onondaga	primary reduction flake with retouch on dorsal side, left margin
L1578	17	501	253		Plough Zone	debitage	Onondaga	
L1579	1	501	253		Plough Zone	debitage	Onondaga	secondary knapping flake with retouch on ventral side, right margin
L1580	1	501	253		Plough Zone	debitage	Onondaga	shatter with retouched edge
L1581	19	502	250		Plough Zone	debitage	Onondaga	
L1582	1	502	250		Plough Zone	debitage	Onondaga	shatter with retouched edge
L1583	11	502	251		Plough Zone	debitage	Onondaga	
L1584	1	502	251		Plough Zone	debitage	Onondaga	shatter with retouched edge
L1585	1	502	251		Plough Zone	debitage	Onondaga	secondary knapping flake with retouch, right margin, dorsal and ventral sides
L1586	1	502	251		Plough Zone	debitage	Lockport	secondary knapping flake
L1587	17	502	252		Plough Zone	debitage	Onondaga	
L1588	1	502	252		Plough Zone	debitage	Onondaga	primary reduction flake with retouch on dorsal side, left margin
L1589	1	502	252		Plough Zone	debitage	Onondaga	primary thinning flake with retouch on ventral side, right margin
L1590	7	502	249		Plough Zone	debitage	Onondaga	
L1591	1	502	249		Plough Zone	debitage	Onondaga	secondary knapping flake with retouch on dorsal side, left margin
L1592	2	502	255		Plough Zone	debitage	Onondaga	
L1593	3	503	252		Plough Zone	debitage	Onondaga	
L1594	1	503	252		Plough Zone	debitage	Onondaga	primary reduction flake with retouch on dorsal side, left margin
L1595	1	503	252		Plough Zone	debitage	Onondaga	primary thinning flake with retouch on ventral side, right margin
L1596	1	503	253		Plough Zone	debitage	Onondaga	
L1597	1	529	160		Plough Zone	debitage	Onondaga	primary thinning flake with retouch on dorsal side, right margin and distal end
L1598	1	529	160		Plough Zone	debitage	Onondaga	
L1599	15	530	164		Plough Zone	debitage	Onondaga	
L1600	1	530	164		Plough Zone	debitage	Onondaga	shatter with retouched edge
L1601	18	531	166		Plough Zone	debitage	Onondaga	
L1602	8	532	164		Plough Zone	debitage	Onondaga	
L1603	1	532	164		Plough Zone	debitage	Onondaga	shatter with two retouched edges
L1604	1	532	164		Plough Zone	debitage	Onondaga	shatter with retouched edge
L1605	11	532	165		Plough Zone	debitage	Onondaga	
L1606	1	532	165		Plough Zone	debitage	Onondaga	shatter with retouched edge
L1607	1	532	165		Plough Zone	debitage	Onondaga	shatter with retouched edge
L1608	1	532	165		Plough Zone	debitage	Unidentified	shatter
L1609	15	532	166		Plough Zone	debitage	Onondaga	
L1610	1	532	166		Plough Zone	debitage	Onondaga	shatter with retouched edge
L1611	1	532	166		Plough Zone	debitage	Onondaga	primary thinning flake with retouch on dorsal side, right margin
L1612	1	532	166		Plough Zone	biface fragmen	Onondaga	
L1613	7	532	167		Plough Zone	debitage	Onondaga	

Cat. #	Qty.	Unit		Feature/Quad/Post Mould	Strata	Artifact Type	Material	Description
L1614	1	532	167		Plough Zone	debitage	Onondaga	shatter with two retouched edges
L1615	1	533	163		Plough Zone	biface fragmen	Onondaga	shatter with retouched edge
L1616	6	533	163		Plough Zone	debitage	Onondaga	shatter (1 thermally altered)
L1617	6	533	164		Plough Zone	debitage	Onondaga	shatter
L1618	1	533	164		Plough Zone	debitage	Onondaga	shatter with retouched edge on ventral side
L1619	1	533	164		Plough Zone	debitage	Onondaga	shatter with retouched edge on ventral side
L1620	1	533	164		Plough Zone	debitage	Balsam Lake	shatter
L1621	21	533	165		Plough Zone	debitage	Onondaga	shatter (2 thermally altered)
L1622	21	533	166		Plough Zone	debitage	Onondaga	shatter (1 thermally altered)
L1623	1	533	166		Plough Zone	debitage	Onondaga	primary reduction flake with retouch on dorsal side, right margin
L1624	1	533	166		Plough Zone	debitage	Onondaga	primary reduction flake with retouch on dorsal side, left and right margins
L1625	1	533	166		Plough Zone	debitage	Onondaga	shatter with retouched edge
L1626	1	533	166		Plough Zone	debitage	Fossil Hill	shatter
L1627	11	535	166		Plough Zone	debitage	Onondaga	
L1628	7	533	168		Plough Zone	debitage	Onondaga	
L1629	1	533	168		Plough Zone	debitage	Onondaga	shatter with retouched edge
L1630	4	533	169		Plough Zone	debitage	Onondaga	
L1631	1	533	169		Plough Zone	debitage	Onondaga	shatter with two retouched edges
L1632	6	534	163		Plough Zone	debitage	Onondaga	
L1633	1	534	163		Plough Zone	debitage	Onondaga	shatter with retouched edge
L1634	10	534	164		Plough Zone	debitage	Onondaga	
L1635	1	534	164		Plough Zone	debitage	Onondaga	shatter with retouch on dorsal side, left and right margins and distal end
L1636	1	534	164		Plough Zone	debitage	Onondaga	shatter with two retouched edges
L1637	1	534	164		Plough Zone	debitage	Onondaga	shatter with retouched edge, dorsal side
L1638	7	534	165		Plough Zone	debitage	Onondaga	shatter (2 thermally altered)
L1639	10	534	165		Plough Zone	debitage	Onondaga	shatter (2 thermally altered)
L1640	1	534	165		Plough Zone	debitage	Onondaga	primary thinning flake with retouch dorsal side, distal end and ventral side, right margin
L1641	1	534	165		Plough Zone	debitage	Onondaga	primary thinning flake with retouch on ventral side, right margin
L1642	3	534	166		Plough Zone	debitage	Onondaga	
L1643	1	534	166		Plough Zone	debitage	Onondaga	primary thinning flake with retouch, dorsal side, distal end
L1644	8	534	167		Plough Zone	debitage	Onondaga	
L1645	1	534	167		Plough Zone	debitage	Onondaga	shatter with retouched edge, ventral side
L1646	1	534	167		Plough Zone	debitage	Onondaga	primary thinning flake with retouch on dorsal side, left margin, ventral side, right margin
L1647	1	534	167		Plough Zone	debitage	Onondaga	primary thinning flake with retouch on ventral side, left margin
L1648	1	534	167		Plough Zone	debitage	Onondaga	primary reduction flake with retouch on dorsal side, right margin
L1649	14	534	167		Plough Zone	debitage	Onondaga	
L1650	1	534	167		Plough Zone	biface fragmen	Onondaga	possible point base
L1651	1	534	167		Plough Zone	debitage	Onondaga	primary reduction flake with retouch/utilization ventral side, left margin and distal end
L1652	1	534	167		Plough Zone	debitage	Onondaga	primary thinning flake with retouch dorsal side, right margin, ventral side, distal end

Cat. #	Qty.	Unit		Feature/Quad/Post Mould	Strata	Artifact Type	Material	Description
L1653	1	534	167		Plough Zone	debitage	Onondaga	primary reduction flake with retouch on dorsal side, distal end
L1654	15	534	168		Plough Zone	debitage	Onondaga	
L1655	1	534	168		Plough Zone	debitage	Onondaga	shatter with retouched edge
L1656	1	534	168		Plough Zone	debitage	Onondaga	shatter with retouched edge
L1657	1	534	168		Plough Zone	debitage	Onondaga	shatter with retouched edge
L1658	1	534	168		Plough Zone	debitage	Onondaga	secondary knapping flake with retouch on ventral side, distal end
L1659	16	534	169		Plough Zone	debitage	Onondaga	
L1660	1	534	169		Plough Zone	debitage	Onondaga	primary reduction flake with retouch on ventral side, left margin, dorsal side, right margin
L1661	1	534	169		Plough Zone	debitage	Onondaga	shatter with retouched edge
L1662	1	534	169		Plough Zone	debitage	Onondaga	shatter with two retouched edges
L1663	3	534	170		Plough Zone	debitage	Onondaga	
L1664	12	535	160		Plough Zone	debitage	Onondaga	
L1665	1	535	160		Plough Zone	debitage	Onondaga	shatter with retouched edge
L1666	1	535	160		Plough Zone	debitage	Onondaga	shatter with retouched edge
L1667	10	535	167		Plough Zone	debitage	Onondaga	
L1668	1	535	167		Plough Zone	debitage	Onondaga	primary reduction flake with retouch on dorsal side, left and right margins and distal end
L1669	1	535	167		Plough Zone	debitage	Onondaga	primary thinning flake with retouch on dorsal side, left margin
L1670	1	535	167		Plough Zone	debitage	Onondaga	primary thinning flake with retouch on dorsal side, right margin and on ventral side, left margin
L1671	1	535	167		Plough Zone	debitage	Onondaga	shatter with retouched edge
L1672	1	535	167		Plough Zone	biface fragmen	Onondaga	
L1673	22	535	168		Plough Zone	debitage	Onondaga	
L1674	1	535	168		Plough Zone	biface fragmen	Onondaga	
L1675	1	535	168		Plough Zone	debitage	Onondaga	shatter with two retouched edges
L1676	1	535	168		Plough Zone	debitage	Onondaga	shatter with retouched edge
L1677	9	535	169		Plough Zone	debitage	Onondaga	
L1678	1	535	169		Plough Zone	debitage	Onondaga	shatter with two retouched edges
L1679	1	535	169		Plough Zone	debitage	Onondaga	shatter with retouched edge
L1680	10	536	166		Plough Zone	debitage	Onondaga	
L1681	15	536	167		Plough Zone	debitage	Onondaga	
L1682	1	536	167		Plough Zone	debitage	Onondaga	primary thinning flake with retouch on dorsal side, left and right margins
L1683	1	536	167		Plough Zone	debitage	Onondaga	primary thinning flake with retouch on dorsal side, left margin
L1684	1	536	167		Plough Zone	debitage	Onondaga	shatter with retouched edge
L1685	1	536	167		Plough Zone	debitage	Onondaga	primary reduction flake with retouch on dorsal side, right margin
L1686	1	536	167		Plough Zone	debitage	Onondaga	secondary knapping flake with retouch ventral side, distal end
L1687	24	536	168		Plough Zone	debitage	Onondaga	
L1688	1	536	168		Plough Zone	debitage	Onondaga	shatter with retouched edge
L1689	1	536	168		Plough Zone	debitage	Onondaga	shatter with retouched edge
L1690	1	536	168		Plough Zone	debitage	Onondaga	shatter with retouched edge
L1691	1	536	168		Plough Zone	debitage	Onondaga	shatter with retouched edge

Cat. #	Qty.	Unit		Feature/Quad/Post Mould	Strata	Artifact Type	Material	Description
L1692	6	536	169		Plough Zone	debitage	Onondaga	
L1693	1	536	169		Plough Zone	debitage	Onondaga	primary thinning flake with retouch on dorsal side, distal end
L1694	1	536	169		Plough Zone	debitage	Onondaga	shatter with retouched edge
L1695	4	537	166		Plough Zone	debitage	Onondaga	
L1696	1	537	166		Plough Zone	debitage	Onondaga	shatter with retouched edge
L1697	1	537	167		Plough Zone	debitage	Onondaga	primary reduction flake with dorsal side, left margin and distal end
L1698	15	537	167		Plough Zone	debitage	Onondaga	
L1699	1	537	167		Plough Zone	debitage	Onondaga	shatter with retouched edge
L1700	1	537	167		Plough Zone	debitage	Onondaga	primary thinning flake with retouch on dorsal side, left and right margins
L1701	1	537	167		Plough Zone	debitage	Onondaga	primary thinning flake with retouch on ventral side, distal end
L1702	1	537	167		Plough Zone	debitage	Onondaga	shatter with two retouched edges
L1703	1	537	167		Plough Zone	debitage	Onondaga	shatter with retouched edge
L174	1	537	167		Plough Zone	debitage	Onondaga	secondary knapping flake with retouch on dorsal side, right margin and ventral side, left margin
L1705	25	537	168		Plough Zone	debitage	Onondaga	
L1706	1	537	168		Plough Zone	debitage	Onondaga	shatter with retouched edge
L1707	5	537	169		Plough Zone	debitage	Onondaga	
L1708	1	537	169		Plough Zone	debitage	Onondaga	secondary knapping flake with retouch on dorsal side, right margin and distal end
L1709	6	538	165		Plough Zone	debitage	Onondaga	
L1710	7	538	166		Plough Zone	debitage	Onondaga	
L1711	1	538	166		Plough Zone	debitage	Onondaga	shatter with retouched edge
L1712	1	538	166		Plough Zone	debitage	Onondaga	secondary knapping flake with retouch on dorsal side, right margin
L1713	15	538	167		Plough Zone	debitage	Onondaga	
L1714	1	538	167		Plough Zone	debitage	Onondaga	shatter with utilized edge
L1715	1	538	167		Plough Zone	debitage	Onondaga	shatter with utilized edge
L1716	1	538	167		Plough Zone	debitage	Onondaga	secondary knapping flake with utilization/ retouch on ventral side, right margin
L1717	12	538	168		Plough Zone	debitage	Onondaga	
L1718	1	538	168		Plough Zone	debitage	Onondaga	secondary knapping flake with retouch on dorsal side, right margin
L1719	1	538	168		Plough Zone	debitage	Onondaga	shatter with retouched edge
L1720	1	538	168		Plough Zone	debitage	Onondaga	shatter with retouched edge
L1721	5	539	165		Plough Zone	debitage	Onondaga	
L1722	1	539	165		Plough Zone	debitage	Onondaga	primary thinning flake with retouch on dorsal side, left and right margins
L1723	10	539	166		Plough Zone	debitage	Onondaga	
L1724	1	539	166		Plough Zone	debitage	Onondaga	shatter with retouched edge
L1725	1	539	166		Plough Zone	debitage	Onondaga	shatter with retouched edge
L1726	1	539	166		Plough Zone	debitage	Onondaga	primary reduction flake with retouch on ventral side, distal end
L1727	1	539	166		Plough Zone	scraper?	Onondaga	primary reduction flake, possible scraper
L1728	13	539	167		Plough Zone	debitage	Onondaga	
L1729	2	540	160		Plough Zone	debitage	Onondaga	
L1730	1	540	160		Plough Zone	debitage	Onondaga	primary thinning flake with retouch on dorsal side, right margin
L1731	5	540	165		Plough Zone	debitage	Onondaga	
L1732	1	540	165		Plough Zone	debitage	Onondaga	secondary knapping flake with retouch on ventral side, left margin

Cat. #	Qty.	Unit		Feature/Quad/Post Mould			Strata	Artifact Type	Material	Description
L1733	5	540	166				Plough Zone	debitage	Onondaga	
L1734	1	540	166				Plough Zone	debitage	Onondaga	shatter with retouched edge
L1735	1	540	166				Plough Zone	debitage	Onondaga	shatter with retouched edge
L1736	1	540	166				Plough Zone	debitage	Onondaga	shatter with retouched edge
L1737	1	520	195			P31	Fill	point	Onondaga	4.6mm x 2.0mm x 0.8mm
L1738	1							point	Onondaga	3.5mm x 2.7mm x 0.6mm
L1739	1							point	Onondaga	2.2mm x 1.5mm x 0.4mm
L1740	28	487	164				Basal Midden	debitage	Onondaga	shatter (5 thermally altered)
L1741	1	487	164				Basal Midden	debitage	quartz	primary thinning flake
L1742	1	487	164				Basal Midden	debitage	Onondaga	primary reduction flake
L1743	1	487	164				Basal Midden	debitage	Onondaga	primary thinning flake
L1744	6	487	164				Basal Midden	debitage	Onondaga	secondary knapping flakes (1 thermally altered)
L1745	2	487	164				Basal Midden	debitage	Onondaga	secondary retouch flakes
L1746	2	488	164				Plough Zone	debitage	Onondaga	primary reduction flakes
L1747	11	488	164				Plough Zone	debitage	Onondaga	primary thinning flakes
L1748	22	488	164				Plough Zone	debitage	Onondaga	secondary knapping flakes
L1749	57	488	164				Plough Zone	debitage	Onondaga	shatter (20 thermally altered)
L1750	2	489	168				Plough Zone	debitage	Onondaga	primary reduction flakes
L1751	7	489	168				Plough Zone	debitage	Onondaga	primary thinning flakes
L1752	38	489	168				Plough Zone	debitage	Onondaga	shatter (8 thermally altered)
L1753	2	492	164				Plough Zone	debitage	Onondaga	primary reduction flakes
L1754	14	492	164				Plough Zone	debitage	Onondaga	primary thinning flakes
L1755	9	492	164				Plough Zone	debitage	Onondaga	secondary knapping
L1756	48	492	164				Plough Zone	debitage	Onondaga	shatter (6 thermally altered)
L1757	2	492	165				Plough Zone	debitage	Onondaga	primary reduction flakes
L1758	7	492	165				Plough Zone	debitage	Onondaga	primary thinning flakes (2 thermally altered)
L1759	7	492	165				Plough Zone	debitage	Onondaga	secondary knapping flakes
L1760	5	492	165				Plough Zone	debitage	Onondaga	secondary retouch flakes
L1761	57	492	165				Plough Zone	debitage	Onondaga	shatter (4 thermally altered
L1762	2	533	164				Plough Zone	debitage	Onondaga	primary thinning flakes
L1763	2	533	164				Plough Zone	debitage	Onondaga	secondary knapping flakes
L1764	1	533	166				Plough Zone	debitage	Onondaga	primary reduction flakes
L1765	9	555	250	F157	Q3		Fill	debitage	Onondaga	primary thinning flakes
L1766	23	555	250	F157	Q3		Fill	debitage	Onondaga	secondary knapping flakes
L1767	12	555	250	F157	Q3		Fill	debitage	Onondaga	shatter (1 thermally altered)
L1768	1	555	250	F157			Living Floor	debitage	Onondaga	primary thinning flake
L1769	1	555	250	F157	Q3		Living Floor	debitage	Onondaga	shatter
L1770	2	555	250	F157	SE		Fill	debitage	Onondaga	secondary knapping flakes
L1771	2	555	250	F157	SE		Fill	debitage	Onondaga	shatter (1 thermally altered)
L1772	2	530	200	F115	W		Ash Layer 2	debitage	Onondaga	primary thinning flakes
L1773	1	530	200	F115	W		Ash Layer 2	debitage	Onondaga	secondary knapping flake (thermally altered)
L1774	1	530	200	F115	S		Level 3	debitage	Onondaga	primary thinning flake

Cat. #	Qty.	Unit	Feature/Quad/Post Mould			Strata	Artifact Type	Material	Description
L1775	10	540	220 F164			Fill	debitage	Onondaga	primary thinning flakes
L1776	24	540	220 F164			Fill	debitage	Onondaga	secondary knapping flakes
L1777	4	540	220 F164			Fill	debitage	Onondaga	secondary retouch flakes
L1778	25	540	220 F164			Fill	debitage	Onondaga	shatter (6 thermally altered)
L1779	8	540	220 F164			Level 2	debitage	Onondaga	secondary knapping flakes
L1780	2	540	220 F164			Level 2	debitage	Onondaga	secondary retouch flakes
L1781	17	540	220 F164			Level 2	debitage	Onondaga	shatter
L1782	13	540	220 F164			Level 4	debitage	Onondaga	shatter
L1783	4	490	160 F290			Fill	debitage	Onondaga	shatter (2 thermally altered)
L1784	1	490	160 F290	Q1		Fill	debitage	Onondaga	shatter
L1785	3	490	160 F290	Q2		Fill	debitage	Onondaga	secondary knapping flakes
L1786	5	490	160 F290	Q3		Fill	debitage	Onondaga	primary thinning flakes
L1787	27	490	160 F290	Q3		Fill	debitage	Onondaga	shatter (2 thermally altered)
L1788	7	490	160 F290	Q4		Fill	debitage	Onondaga	primary thinning flakes
L1789	15	490	160 F290	Q4		Fill	debitage	Onondaga	secondary knapping flakes
L1790	44	490	160 F290	Q4		Fill	debitage	Onondaga	shatter (3 thermally altered)
L1791	3	490	165 F290			Fill	debitage	Onondaga	primary thinning flakes
L1792	11	490	165 F290			Fill	debitage	Onondaga	secondary knapping flakes (1 thermally altered)
L1793	15	490	165 F290			Fill	debitage	Onondaga	shatter (2 thermally altered)
L1794	8	490	165 F290			Level 1	debitage	Onondaga	primary thinning flakes
L1795	6	490	165 F290			Level 1	debitage	Onondaga	secondary knapping flakes
L1796	15	490	165 F290			Level 1	debitage	Onondaga	shatter (5 thermally altered)
L1797	3	490	165 F290	Q7		Fill	debitage	Onondaga	secondary knapping flakes
L1798	2	490	165 F290	Q7		Fill	debitage	Onondaga	secondary retouch flakes
L1799	16	490	165 F290	Q7		Fill	debitage	Onondaga	shatter (1 thermally altered)
L1800	4	490	165 F290	Q6		Level 1	debitage	Onondaga	primary thinning flakes
L1801	9	490	165 F290	Q6		Level 1	debitage	Onondaga	secondary knapping flakes (1 thermally altered)
L1802	6	490	165 F290	Q6		Level 1	debitage	Onondaga	secondary retouch flakes
L1803	43	490	165 F290	Q6		Level 1	debitage	Onondaga	shatter (8 thermally altered)
L1804	5	495	155 F265			Fill	debitage	Onondaga	primary thinning flakes
L1805	3	495	155 F265			Fill	debitage	Onondaga	secondary knapping flakes
L1806	1	495	155 F265			Fill	debitage	Onondaga	secondary retouch flakes
L1807	15	495	155 F265			Fill	debitage	Onondaga	shatter
L1808	2	500	245 F328	SW		Fill	debitage	Onondaga	primary thinning flakes
L1809	5	500	245 F328	NW		Fill	debitage	Onondaga	primary thinning flakes
L1810	10	500	245 F328	NW		Fill	debitage	Onondaga	shatter (2 thermally altered)
L1811	1	500	245 F328	SE		Fill	debitage	Onondaga	shatter
L1812	4	500	245 F328	NE		Fill	debitage	Onondaga	primary thinning flakes
L1813	4	500	245 F328	NE		Fill	debitage	Onondaga	secondary knapping flakes
L1814	15	500	245 F328	NE		Fill	debitage	Onondaga	shatter (1 thermally altered)
L1815	2	495	205		P112	Fill	debitage	Onondaga	secondary retouch flakes
L1816	24	495	205		P112	Fill	debitage	Onondaga	shatter (3 thermally altered)

Cat. #	Qty.	Unit	Feature/Quad/Post Mould			Strata	Artifact Type	Material	Description
L1817	14	555	250		P9	Fill	debitage	Onondaga	secondary knapping flakes
L1818	9	555	250		P9	Fill	debitage	Onondaga	secondary retouch flakes
L1819	14	555	250		P9	Fill	debitage	Onondaga	shatter
L88	1	550	230	F181	SW	Fill	debitage	quartz	shatter
L1820	1	497	252			Plough Zone	debitage	Onondaga	primary thinning flake
L1821	2	487	164			Plough Zone	debitage	Onondaga	primary thinning flakes
L1822	6	487	164			Plough Zone	debitage	Onondaga	secondary knapping flakes
L1823	2	487	164			Plough Zone	debitage	Onondaga	secondary retouch flakes
L1824	45	487	164			Plough Zone	debitage	Onondaga	shatter (4 thermally altered)
L1825	4	492	164			Plough Zone	debitage	Onondaga	primary thinning flakes
L1826	8	492	164			Plough Zone	debitage	Onondaga	secondary knapping flakes
L1827	1	492	164			Plough Zone	debitage	Onondaga	secondary retouch flake
L1828	42	492	164			Plough Zone	debitage	Onondaga	shatter (7 thermally altered)

APPENDIX 6

Ground and Rough Stone Artifact Catalogue

PROV	MIDDEN	FEATURE	QUAD	LEVEL	CAT# (G)	ARTIFACT	MATERIAL	PORTION	LENGTH	WIDTH	THICKNES	HAFT	BIT WEAR	POLL WEAR	PECKED SURFACES	OTHER USE WEAR	COMMENTS
595-250		157		1	2	celt	ampbibolite		115	54	26.8		crushed	battered or unfinished			may be unfinished axe, symmetrical bit, unusual material
535-170		124	Q4	fill	3	celt	schist	fragment									
533-164					4	celt	schist	fragment									
494-249	M1				5	celt	schist	fragment									
635-265		58	NW	living floor	6	anvil	diorite		101	96.5	35.5					poss hammer facet	bipitted- well developed,
530-190		138			7	anvil	granite		110.8	102.8	46.2					poss hammer facet	bipitted- shallow central depression, slight central depression on other surface
488-163	M3				8	celt	schist	fragment								polished surface	
489-160	M3				9	celt	schist	distal half	64.2	31	15.8		polished, sharp				chisel with symetrical bit, possibly complete
495-200		262			10	anvil	dolomite		112	110.8	49					pecking and hammer facet on two opposing edges	shallow central depression on one surface, off centre pitting on other
no prov					11	celt	schist	midsection					battered	battered			extremely battered specimen
488-167	M3				12	whetstone	sandstone		119.2	32.3	12.2						smoothed on one surface, long narrow
460-210					13	mano	diorite		109.8	95.5	47.8						smoothed and flattened on one surface
496-165	M3				14	celt	schist	bit fragment									
505-225				surface	15	celt	schist	midsection fragment									smoothed area
490-156	M3			1	16	celt	schist	midsection fragment									smoothed area
487-156	M3			basal	17	celt	schist	midsection fragment									smoothing on outer surface
487-156	M3			basal	18	celt	schist	bit fragment					polished, sharp				polished bit spall
495-190		Post 38			19	hammerstone	limestone		73.2	63	34.8						cobble, 1 hammer facet
555-150		Post 9			20	anvil	gneiss		109.8	94.2	44.3						shallow central depression on one surface
505-215		Post 10			21	celt	ampbibolite	midsection					crushed				may be unfinished adze, asymmetrical bit, unusual material
491-160	M3			PZ	22	celt	slate	distal portion					dull				small chisel, symmetrical
494-252	M1			PZ	23	celt	schist	midsection fragment									
499-250	M1			PZ	24	celt	schist		98	42	16.8	tapered haft	crushed	polished			hafted chisel/adze polished over entire surface, unique item
485-156	M3			basal	24	celt	schist	long half	118.2		33.5		battered	battered			battered axe split along long axis
490-166	M3				25	celt	schist	fragment									
550-240		168	Q1	fill	26	whetstone	sandstone		92.5	66.2	10.5						flat ovoid pebble with smooting on one side
465-170		345	SE	living floor	27	grinding stone	sandstone	30%?							light pecking		portion of large grinding stone, slightly concave smooth depression on one side
495-164	M3			PZ	28	celt	schist	fragment									
550-235		174			29	whetstone	sandstone		120.5	48.3	19.5					hammer facet at end	elongated cobble with smoothing on both surfaces, secondary use as pecking tool or hammerstone
443-200				PZ	30	celt	schist	bit		36	16.8		polished, sharp				small axe/ chisel
532-166	M2				31	celt	schist	fragment									
496-168	M3			PZ	32	celt	schist	fragment									
535-160					34	celt	schist	fragment									
510-220				surface	35	celt	ampbibolite	fragment									
496-251					36	celt	schist	fragment									
488-158	M3			2	37	unidentified	granite	fragment									
496-166	M3				38	celt	schist	fragment									
498-249	M1				39	unidentified	granite	fragment									
537-167	M2				40	celt	schist		68.8	23.5	7		polished				small chisel with bit at both ends
491-162	M3			PZ	41	celt	schist	bit fragment	corner				polished sharp				bit portion of chisel with symmetrical bit
530-200		115	west quad	ash layer 2	42	hammerstone	diorite		54.5	47	25.2						small cobble with hammer facest at both ends and along one lateral margin
555-250		157	Q1		43	whetstone	sandstone		160	74.5	17.8						rectanguloid flat sandstone pebble with smoothing on one surface
555-250		157	Q1		44	whetstone	sandstone		128.5	55.2	19.5						elongated flat sandstone pebble with smoothing on one surface
635-255		55			45	celt	schist	fragment									
465-170		345	NE L.F.		46	celt	schist	fragment									
550-240		168		1, Segment 5	47	celt	schist	bit fragment					polished				small flake from celt bit
492-248	M1			PZ	48	celt	schist	fragment									
492-250	M1				49	celt	schist	prox 75%		24	17			battered			smoothed and bevelled edges
465-170		345	Q4	2, living floo	50	celt	granite		102.2	50	25.6	pecked depressio	symetrical, polis	al margins	at poll and along later		small axe, finely finished evidence of hafting hard granitic material, slight bevelling
635-265		58	SW quad	level 2	51	hammerstone	granite		83.8	78.8	38.7					central pitting, possible anvil stone	cobble hammer facets at both ends, secondary use as an anvil
465-170		345	Q3	living floor	52	whetstone	sandstone		163.5	42.3	34.5						phallic shaped cobble with smoothing on one surface
550-230		181	Q2	level 3, living	53	misc grounds stone	slate		55.5	21.6	14.3						worked slated pebble with striations and smoothinh function unknown
495-251	M1				54	celt	schist	bit fragment					polish				impact flake removed from bit edge
500-195		Post 16				celt	schist	prox 75%		39.8	30.2		battered	rectanguloid, polishe			bevelled edges and carefully finished poll

PROV	MIDDEN	FEATURE	QUAD	LEVEL	CAT# (G)	ARTIFACT	MATERIAL	PORTION	LENGTH	WIDTH	THICKNES	HAFT	BIT WEAR	POLL WEAR	PECKED SURFACES	OTHER USE WEAR	COMMENTS
490-205		Post 39			60	hammer	pink granite		117.8	110.5	48.8					bipitted hammer, hammer facets	Hammer made on large pink granitic cobble. Offcentred pitted grip with extensively used hammer facet. Large piece of latereal margin broken off. Hammer was recovered from post (P39).
539-160	M2				61	hammer	pink granite		70.5	59.8							Hammer made on pink granitik cobble nice shape for hand held working with working end broken off from use.
490-195		Post 11			62	hammer	sandstone		75.5	60	20.5						Pebble hammer made on flat ovoid sandstone pebble. Light pecking on lateral margin.
490-225		Post 9			63	hammer	sandstone		63.5		43.2						Pebble hammer made on flat round sandstone pebble. Shallow centrally placed depressions on Light pecking on lateral margin.
485-170		Post 13			64	misc	sandstone		136	113	40.8					large flat ovoid biotite rich sandstone cobble Possible hammer facets on lateral margins. Opposing latereal dpressions suggestive of large netsinker.S28	
		336	Q3 L1		65		limestone		98.8	88	37.3						Bipitted hammer made on a flat ovoid limestone cobble. Several surface depressions on both sides. Extensive hammer facets on lateral margins

APPENDIX 7

Inventory Catalogue of the Faunal Assemblage

APPENDIX 7

INVENTORY CATALOGUE
OF THE ALEXANDRA SITE FAUNAL ASSEMBLAGE

By Stephen Cox Thomas, Bioarchaeological Research

Introduction: Terms Used In The Catalogue

General
Anatomical terms used in this table generally follow Miller Christensen and Evans (1964) and Howell (1926) for mammal bone, Howard 1980 for avian bone, and Rojo 1991.

Taxonomic Nomenclature used in this catalogue generally follows Wilson and Ruff (1999) for mammals, Godfrey (1986) for birds, Conant (1958) for reptiles and amphibians, Mandrak and Crossman (1992) for fish, and Clarke (1981) for molluscs

Anatomical Terms
Dental abbreviations: I = incisor, C = canine, P = premolar, and M = molar. Tooth numbering follows zoological convention rather than the standard used in human dentistry, so that human premolars are designated P3 and P4 rather than P1 and P2.

Distal surface: In dental terminology, the surface of a tooth facing away from the centre of the dental arch.

Extensor surface: In the manus and pes, the side of the element to which the extensor musculature attaches (following Yalden 1970, 1971). (See "flexor surface" below.)

Flexor surface: In the manus and pes (front and hind foot), the side of the element to which the flexor musculature attaches (following Yalden 1970, 1971). This corresponds to "palmar" and "volar" used in human anatomy. "Flexor" is better suited to zooarchaeology because it can be applied to phalanges and distal metapodial fragments which cannot be attributed to either the front or the hind foot. (See "extensor surface" above.)

Fragment: A portion representing less than half of the circumference of a long bone, or a minor portion of an irregular bone. An **end fragment** includes at least part of an articular surface. (See "section" below.)
Labial surface: In dental terminology, the surface of a tooth facing the lips.

Lingual surface: In dental terminology, the surface of a tooth facing the tongue.

Mesial surface: In dental terminology, the surface of a tooth facing the centre of the dental arch.

Section: A portion representing half or more of the circumference of a long bone, or a major portion of an irregular bone. An **end section** includes at least part of an articular surface. (See "fragment" above.)

Vertebral centrum epiphysis: The disk-shaped epiphyses of the anterior and posterior surfaces of vertebral bodies.

Bone Alteration Terms

Cord polish or wear is caused friction of the cord or thong against the inner surface of a bead. This trait helps distinguish beads from other worked tubular objects, but it is not absolutely diagnostic: not all beads survive long enough for polish to develop; it is sometimes impossible to check for polish, especially with whole beads; and the polish may be etched away.

Dry bone fracture: The broken surface of a dry bone fracture is rough and uneven or, sometimes, blocky. (See "fresh bone fracture" and "recent bone fracture" below.)

Perimortem fracture: Also known as spiral fracture or fresh bone fracture, it is recognized by the sinuous curvature of the fracture path and the smooth, clean, angular edges of the fractured surface. A broken bottle exhibits a similar pattern. This fracture pattern is typical of perimortem breakage. This pattern is best expressed in bones with thick cortex. This pattern seldom develops in fish bone. It will not develop well in bird or mammal bones and portions of bones primarily composed of cancellous bone covered by a thin layer of cortex. (See "dry bone fracture" above.)

Prehension wear: A polish or sheen developed from handling a bone implement. It is usually more localized than the polished finish imparted to a formal tool, and generally does not wear down minor surface irregularities.

Groove and split (G & S): A blank for an elongated bone artifact is prepared by scoring one or more longitudinal grooves into a long bone shaft to guide crack propagation. This process is most often used in the manufacture of heavy-duty awls and other elongated robust tools from mammal long bones with regular, thick cortex. The same abbreviation is used for groove and split and groove and snap, but the contexts are distinct enough so that there should be no confusion.

Recent bone fracture: A dry bone fracture so recent that the patina visible on the unbroken surfaces has not developed on the fractured surface. Recent bone fractures may be caused by plough action, excavation stress, etc. (See "dry bone fracture" above.)

Type-Specific Worked Bone Terminology

Awls: Parts of an awl include the tip, taper, handle, and butt. The *tip* is the part which penetrates the worked substance. The tip cross section can be *styloid* (round), *oval*, or *flat* (actually a very flat oval). The *taper* is the converging portion between the handle and the tip. The term *point* refers to the tip and a major portion of the taper. The *butt* or proximal end of an awl is frequently blunted or naturally rounded, but not always. Awls with jagged, unmodified butts might have been used with a pencil grip or screwdriver grip. In this catalogue, formal awls are measured to the nearest whole mm. Expedient awls are not always measured because it is not always possible to tell if the implement is complete.

An *expedient awl*, following the terminology in lithic analysis for flake tools, is an awl with minimal modification. The blank is often a naturally pointed perimortem fracture fragment, conveniently shaped to make into an awl. Modification, usually grinding and use wear, is usually restricted to the tip of the point. Sometimes a salient projection is ground off of the handle area. Light prehension wear is not uncommon.

A *formal awl* is shaped more extensively so that the general size and shape is more thoroughly controlled. In addition to the taper and tip, the sides and butt are shaped, although a natural condyle may suffice instead of a shaped proximal end. The handle and taper of a formal tool is often polished, and is sometimes decorated.

To be classified as a *partial awl* a worked object must include at least part of the taper. Usually a handle portion can not be used to classify an object as an awl.

Beads and Tubes: No attempt was made in this catalogue to distinguish tubes from beads. Generally, when this distinction is made, tubes are larger than beads. (See # Wright 1981:94, 96 and to # Lennox and Fitzgerald 1990:423.) In this catalogue, complete beads and longitudinal portions were measured to the nearest mm.

A *section* implies that a piece of a bead includes half or more of the circumference of the long bone blank. A *fragment* denotes a specimen retaining less than half. A *longitudinal section or fragment* has parts of both finished ends. An *end section or fragment* includes only one finished end.

Non-Midden Features, Faunal Inventory Catalogue

Listed by feature number

Provenience	Totals									Description
	Mam..	Bird	Rept.	Amph.	Fish	Moll.	Class U/I	Total	Worked	
F004, N620-E160 Fill	1	0	0	0	0	0	0	1	0	
F027, N610-E190 Fill	1	0	0	0	0	0	0	1	0	Mammal: Medium-small vertebra, calcined.
F044, N610-E195 L1, Q-2	4	0	0	0	0	0	0	4	1	Mammal: gray squirrel mandible & tibia; medium-small mammal phalanx, identifiable, calcined. Worked Mammal: Bead from medium-small mammal long bone, precise end cuts, 23mm long.
F044, N610-E195 L1, Q-3	1	1	0	0	3	3	0	8	0	Mammal: 1 calcined. Bird: Calcined. Fish: 3 identifiable. Freshwater Mussel: 3 frags.
F044, N610-E195 L1, Q-4	1	0	0	0	0	0	0	1	0	Mammal: Woodchuck major long bone, carnivore gnawed.
F044, N610-E195 L1 & 2, Q-1	3	0	0	0	0	0	0	3	1	Mammal: Raccoon-sized femoral condyle fragment, identifiable, carnivore gnawed; medium-small mammal radius shaft, identifiable, poss carnivore gnawed. Worked Mammal: Awl, entire with fine oval tip, unfused epiphysis butt, fm l-mm major long bone, 47 mm long.
F044, N610-E195 L2, Q-3	0	1	0	0	0	0	0	1	1	Worked Bird: bead, ends precisely cut, 30mm long.
F056, N630-E265 L1, Q-2	3	0	0	0	0	0	0	3	0	Mammal: Misc. long bone fragments, 2 calcined.
F056, N630-E265 L2, Q-3 (Reserved Spec)	0	1	0	0	0	0	0	1	1	Worked Bird: Formal awl from identifiable large bird radius, blunt flat tip, butt has a precise end cut, 104mm long.
F058, N635-E265 Fill, Q-NE (3)	1	1	0	0	0	0	0	2	0	Mammal: long bone, l-mm. Bird: PPS scapula.
F058, N635-E265 Fill, Q-NW	0	0	0	2	0	0	1	3	0	Anuran: 2, probably frog.
F058, N635-E265 L Floor, Q-SE (4)	1	1	0	0	0	0	0	2	0	Mammal: Dog carnasial tooth, maxillary P4, roots closed. Bird: long bone, calcined.
F058, N635-E265 L2, Fill, Q-SW (1)	2	0	0	0	0	0	0	2	1	Mammal: Deer premaxilla. Worked Mammal: Bead/tube mfg waste.
F058, N635-E265 Living Floor, Q-SW (1)	0	1	0	0	0	0	0	1	1	Worked Bird: Bead, large bird ulna, identifiable, precise end cuts, 36mm long.
F064, N645-E254	1	0	0	0	0	0	0	1	0	Mammal: large mammal, possibly prox tibia or a carpal/tarsal fragment, calcined.

Non-Midden Features, Faunal Inventory Catalogue

Listed by feature number

Provenience	Totals									Description
	Mam..	Bird	Rept.	Amph.	Fish	Moll.	Class U/I	Total	Worked	
F065, N645-E230	17	7	0	0	7	0	2	33	0	Mammal: dog, 5 inc canine, 4 long bones & phalanx; deer, 4 distal append.; mouse/vole mandible. Bird: Canada goose (?) radius & ulna, entire; passenger pigeon. Fish: sucker, 2 vertebrae; bullhead (small); poss sunfish.
F067, N605-E195 L1, Q-NE	1	0	0	0	0	0	0	1	0	Mammal: l-mm long bone, calcined.
F067, N605-E195 L2, Q-2	2	1	0	0	0	0	0	3	1	Mammal: *Canis*, distal phalanx. Worked Mammal: side fragment of worked object with part of edge rounded with longitudinal grinding.
F067, N605-E195 Living Floor, Q-SW	4	0	0	0	0	0	0	4	0	Mammal: Deer, maxillary m3; *Canis*, mandibular canine; beaver incisor; medium mammal phalanx, calcined.
F068, N610-E205 Fill	0	1	0	0	0	0	0	1	0	Bird: large bird long bone, prob not identifiable.
F070, N605-E205 Fill, Q-NE	1	0	0	0	0	0	0	1	0	
F070, N605-E205 L1, Q-2	0	0	0	0	1	0	0	1	0	Fish Vertebrae: Possible black bass.
F070, N605-E205 L1, Q-SE (4)	1	0	0	0	0	0	0	1	0	Mammal: Bear tibial tarsal, entire.
F070, N605-E205 L1, Fill, & L2, Living Floor, Q-SW	1	0	0	0	0	0	1	2	0	Mammal: Sternal segment, identifiable.
F070, N605-E205 L1, Fill, & L2, Living Floor, Q-SW (Reserved Spec)	1	2	0	0	0	0	0	3	3	Worked Mammal: Perforated bear phalanx, flattened top & bottom, xv painted stripes, longitudinal slot cut in top (extensor) surface. Worked Bird: Bead fm identifiable large to medium bird ulna, skip mks at both ends, 33mm long; bead fm large to medium bird humerus, skip mks at both ends, 23mm long.
F070, N605-E205 L1, Fill, & L2, Living Floor, Q-SW (Reserved Spec)*	0	2	0	0	0	0	0	2	2	Worked Bird: Bead, longitudinal fragment, fm identifiable med bird tibiotarsal, 1 precise end cut & skip mks at other end, 37mm long; bead end fragment poss fm identifiable tibiotarsal, skip mks. us
F070, N605-E205 L2, Q-2	0	1	0	0	0	0	0	1	1	Worked Bird: Bead, entire, 17mm long, from l-m bird long bone, precise end cuts.
F070, N605-E205 Living Floor, Q-SW (1) (Reserved Spec)	2	1	0	0	0	0	0	3	3	Worked Mammal: Perforated deer phalanx with xv stripes on extensor surface; perfd deer phalanx flattened top & bottom into wedge shape, grooves on bottom (flexor) surface & xv stripes on top (extensor) surface. Worked Bird: Formal awl, major portion, fm identifiable large bird major long bone, flat blunt tip.
F070, N605-E205 Living Floor, Q-SW (1) (Reserved Spec)*	0	3	0	0	0	0	0	3	3	Worked Bird: Bead fm identifiable large to medium bird ulna, skip mks at ends, 35mm long; bead fm identifiable large to medium bird ulna, skip mks at ends, 29mm long; bead fm poss identifiable large bird tibiotarsal, precise end cuts 22mm.
F073, N595-E215 Fill	0	0	0	0	0	0	1	1	0	
F074, N595-E235	3	2	0	0	0	0	2	7	0	

Non-Midden Features, Faunal Inventory Catalogue

Listed by feature number

Provenience	Totals									Description
	Mam..	Bird	Rept.	Amph.	Fish	Moll.	Class U/I	Total	Worked	
F097, N560-E240 L1, Q-1	1	1	0	0	0	0	0	2	2	Worked Mammal: Flat awl, entire, 99mm long, polished & decorative xv & diag lines at rounded prox end. Worked Bird: Bead, entire, 21mm long, incised longitudinal slot on flat side penetrates into medullary cavity, precise end cuts.
F097, N560-E240 L1, Q-3	2	0	0	0	0	0	0	2	0	Mammal: dog tibia; deer (?).
F097, N560-E240 L1, Q-4	2	1	0	0	0	0	0	3	1	Worked Bird: long bone fragment with precise transverse cut at one end.
F097, N560-E240 L1, Q-SW (1)	3	0	0	0	0	0	0	3	0	
F097, N560-E240 L2, Q-1	2	1	0	0	1	0	1	5	0	Mammal: mouse/vole maxilla.
F097, N560-E240 L2, Q-2	5	0	0	0	0	0	0	5	0	
F097, N560-E240 L2, Q-3	0	1	0	0	0	0	0	1	1	Worked Bird: Bead, entire, 27mm long, fm large bird long bone, 1 end chipped, other xv cut with skip mks. Incised longitudinal slot penetrates into medullary cavity.
F098, N575-E255 L1, Q-NW (2)	1	0	0	0	0	0	0	1	1	Worked Mammal: Deer metapodial awl, formal, entire, fine styloid tip, 66mm long.
F098, N575-E255 L1, Q-SE	6	0	0	0	0	0	0	6	1	Mammal: Dog second metatarsal, entire; large mammal long bone, carnivore gnawed; 3 medium mammal rib fragments. Worked Mammal: Awl, expedient, deer metapodial, styloid tip, poss missing butt.
F098, N575-E255 L1, Q-SW	1	1	0	0	0	1	0	3	0	Mammal: Deer phalanx, unfused epiphysis. Bird: Medium-small bird tarsometatarsal, identifiable.
F098, N575-E255 L2, Q-NW (2)	2	1	0	0	0	0	0	3	0	Mammal: Deer phalanx, epiphysis unfused (2 pieces); large mammal long bone, identifiable, carnivore gnawed. Bird: Poss juvenile passenger pigeon coracoid, potential seasonality marker.
F098, N575-E255 Living Floor, Q-NE (3)	1	0	0	0	0	0	0	1	0	
F104, N570-E250	1	0	0	0	0	0	0	1	0	Mammal: *Canis*, fibular tarsal, butcher marks.
F115, N530-E200 Ash Layer, Q-W	2	2	0	0	1	0	0	5	2	Worked Bird: Bead, 32mm, precise end cuts, smoothed xv striations around half of circumference; bead fragment, calcined. Fish Vertebrae: Sucker.
F115, N530-E200 L3, Q-S	1	1	0	0	3	4	1	10	1	Bird: l-m bird long bone, calcined. Worked, Class Unknown: Bead, 25mm long, made from mammal or bird long bone, charred. Fish: Lake whitefish.
F115, N530-E200 Living Floor, Q-E	0	0	0	0	0	0	1	1	0	

Non-Midden Features, Faunal Inventory Catalogue

Listed by feature number

Provenience	Totals									Description
	Mam..	Bird	Rept.	Amph.	Fish	Moll.	Class U/I	Total	Worked	
F124, N535-E190 Fill, Q-NE	5	1	0	0	0	0	6	12	2	Mammal: Canid phalanx, calcined. Worked Mammal: Perforated deer phalanx, distal end. Worked Mammal or Bird: Long bone fragment with smoothed xv striations, calcined.
F124, N535-E190 Fill, Q-NW (2)	6	0	0	0	0	0	5	11	0	Mammal: 6 calcined.
F124, N535-E190 Fill, Q-SE (4)	12	6	0	0	0	0	13	31	1	Mammal: Deer premolar & humerus fragment (?), calcined; medium-small mammal caudal vertebra, calcined. Bird: Large bird major long bone fragments, identifiable. Worked Bird: Awl made from long bone sliver, taper section.
F124, N535-E190 Fill, Q-SW	15	0	0	0	0	0	1	16	1	Mammal: 9 calcined fragments. Worked Mammal: Possible awl, formal, butt fragment with etched design.
F124, N535-E190 Living Floor, Q-NE	3	0	0	0	0	0	0	3	0	Mammal: l-m mammal long bone, medium-small mammal rib & tooth root, all calcined.
F124, N535-E190 Living Floor, Q-NW	2	0	0	0	0	0	9	11	0	Mammal: Canid, cervical vertebra fragment, calcined; medium-small mammal metatarsal 2, identifiable, calcined.
F124, N535-E190 Living Floor, Q-SE	4	0	0	0	0	0	0	4	0	Mammal: 4 calcined.
F125, N535-E190 Q-SE	1	0	0	0	0	0	0	1	0	Mammal: 1 calcined.
F126, N535-E195 Fill	1	0	0	0	0	0	0	1	0	Mammal: 1 calcined.
F138, N530-E190 Fill, Q-3	1	0	0	0	1	0	0	2	0	Fish: Bullhead.
F138, N530-E190 L1, Q-1	5	1	0	0	0	1	0	7	1	Mammal: Mostly large mammal, all burned. Worked Bird: Awl, duck-sized bird radius, section from butt through proximal part of the taper, 48mm long.
F138, N530-E190 L1, Fill, Q-3	18	0	0	0	1	0	0	19	0	Mammal: Deer cervical vertebra centrum epiphysis & poss phalanx fragments; major long bone, identifiable fragment; 9 misc calcined.
F138, N530-E190 L1 (Fill), Q-4	9	0	0	0	1	0	2	12	0	Mammal: Deer molar & fibular tarsal, carnivore gnawed; canid zygomatic; 6 misc fragments, most calcined. Fish: Bullhead.
F138, N530-E190 L1, Fill, Q-NE (2)	28	0	0	0	0	0	3	31	0	Mammal: Deer mandible (ageable), 3 pc, & M3 from different individual; deer phalanx & costal cartilage; mustelid parietal; *Canis* maxillary canine.
F138, N530-E190 L2, Q-3	6	0	0	0	0	0	0	6	0	Mammal: Deer mandible; large mammal major long bone; 4 misc calcined fragments.
F138, N530-E190 L2, Living Floor, Q-2	18	0	0	0	0	0	0	18	0	Mammal: Deer distal phalanx & poss distal humeral condyle frags; medium-small mammal vertebra, calcined, identifiable; other calcined frags, some poss identifiable.
F138, N530-E190 L4, Q-NE	8	0	0	0	0	0	0	8	0	Mammal: Deer carpal, calcined; other misc. calcined fragments.

Non-Midden Features, Faunal Inventory Catalogue

Listed by feature number

Provenience	Totals									Description
	Mam..	Bird	Rept.	Amph.	Fish	Moll.	Class U/I	Total	Worked	
F138, N530-E190 Living Floor, Q-SW (1)	6	0	0	0	0	0	0	6	0	Mammal: Deer pedal sesamoid & large mammal major long bone, all calcined.
F153, N530-E190 Q-2	2	0	0	0	0	0	0	2	0	Mammal: Deer metapodial, calcined.
F157, N555-E250 Fill, Q-SE (4)	1	0	0	0	0	0	0	1	0	
F157, N555-E250 Fill, Q-SW	0	0	0	0	1	0	1	2	0	Fish Vertebrae: sucker.
F157, N555-E250 L1, Q-2	6	0	0	0	1	0	0	7	0	Mammal: Mediumedium-smallmall carnivore molar. Fish: Sucker basipterygium.
F157, N555-E250 L1, Fill, Q-3	1	1	0	0	0	0	0	2	0	Mammal: Deer metapodial. Bird: Medium bird wing phalanx.
F157, N555-E250 Living Floor, Q-SW	3	0	0	0	0	0	0	3	0	Mammal: 3 misc calcined.
F159, N555-E245 Fill	2	0	0	0	0	0	0	2	0	Mammal: Large mammal hip bone fragment.
F161, N555-E240 Q-1	1	0	0	0	0	0	0	1	0	Mammal: Large mammal major long bone, calcined.
F161, N555-E240 Q-2	0	0	0	0	1	0	0	1	0	Fish Vertebrae: Lake trout.
F161, N555-E240 Q-3	5	1	0	0	0	0	0	6	0	Mammal: Deer tibial tarsal, rodent gnawed; possible deer basicranial element, identifiable; raccoon-sized mammal tibial tarsal.
F161, N555-E240 Q-4	2	0	0	0	0	0	0	2	0	Mammal: Deer cervical vertebra, carnivore gnawed.
F163, N555-E240	0	0	0	0	0	0	1	1	0	
F164, N540-E220	35	1	0	0	29	6	2	73	1	Mammal: Deer pedal sesamoid & dew claw phalanx; gray squirrel ulnae; mouse/vole-sized mandible, skull femur; large mammal - many calcined fragments. Worked Mammal: Implement handle section, flat. Fish: bullhead; sunfish. Fish Vertebrae: lake trout; lake whitefish; Amer eel; Esocid; sunfish.
F164, N540-E220 L1	1	0	0	0	8	0	0	9	0	Mammal: Beaver incisor. Fish: Bullhead, sunfish.
F164, N540-E220 L2	4	1	0	0	324	0	0	329	0	Mammal: *Canis* rib & tibia; gray squirrel scapulae. Fish: 248 specimens including sunfish or small black bass; small *Esox*; bullhead; yellow perch. Fish Vertebrae: 76 specimens including small *Esox*; sunfish or small black bass; yellow perch; a few lake whitefish; 1 lake trout.
F164, N540-E220 L3	0	0	0	0	2	0	0	2	0	Fish Vertebrae: Sucker.
F164, N540-E220 L4	1	0	0	0	0	0	0	1	0	
F165, N540-E220 Fill	1	0	0	0	0	0	0	1	0	

Non-Midden Features, Faunal Inventory Catalogue

Listed by feature number

Provenience	Totals									Description
	Mam..	Bird	Rept.	Amph.	Fish	Moll.	Class U/I	Total	Worked	
F166, N550-E240 L1	0	0	0	0	1	0	0	1	0	
F168, N550-E240 Fill, Q-1	16	0	0	0	2	0	2	20	1	Mammal: Beaver; carnivore tooth root. Worked Mammal: Heavy duty implement, formal, polished, highly fragmented. Fish Vertebrae: Lake trout.
F168, N550-E240 Fill, Q-6	1	0	0	0	0	0	0	1	0	Mammal: Dog metacarpal 3.
F168, N550-E240 Fill, Segment 3	3	0	0	0	0	0	0	3	0	Mammal: Dog molar; large mammal long bone, identifiable, calcined.
F168, N550-E240 L1, Segment 5	4	1	0	0	1	0	0	6	1	Mammal: Deer phalanx; Canid parietal. Worked Mammal: Possible 2-handed fleshing or scraping tool made of dog radius, caudal surface ground away. Bird: Duck-sized tibiotarsal. Fish: Bullhead.
F168, N550-E240 L1, Fill, Segment 4	2	0	0	0	0	0	0	2	0	Mammal: Deer premolar; woodchuck first rib.
F168, N550-E240 L1, Fill, Segment 7	0	0	0	0	2	0	0	2	0	Fish Vertebrae: Lake trout; esocid (?).
F168, N550-E240 L2, Ash Layer, Segment 7	0	2	0	0	3	0	3	8	1	Worked Bird: Bead end fragment, precise cut end, calcined. Fish: Basipterygium, identifiable.
F168, N550-E240 L2, Living Floor, Segment 5	4	0	0	0	0	0	0	4	0	Mammal: Dog canine; deer mandible (?).
F168, N550-E240 L3, Ash, Segment 2	1	0	0	0	0	0	0	1	0	
F168, N550-E240 L3, Ash, Segment 3	1	0	0	0	0	0	0	1	0	
F168, N550-E240 L5, Living Floor, Segment 4	1	0	0	0	0	0	0	1	0	
F168, N550-E240 Living Floor, Q-1	0	1	0	0	0	0	0	1	1	Worked Bird: Bead fragment, precise end cut.
F168, N550-E240/Surface, Segment 3	2	0	0	0	0	0	0	2	0	Mammal: Deer phalanx, rodent gnawed (not worked); Dog canine & phalanx.
F171, N550-E240/Segment 5	1	0	0	0	0	0	0	1	0	Mammal: Dog phalanx.
F174, N550-E235	0	0	0	0	2	0	0	2	0	Fish: Sunfish (?) scale; identifiable suboperculum.
F181, N550-E230 Fill, Q-NW	2	0	0	0	3	0	0	5	0	Mammal: Mouse/vole-sized mandible & occipital. Fish: American eel dentary; bullhead element.
F181, N550-E230 Fill, Q-SE (4)	3	0	0	0	7	0	2	12	0	Mammal: Medium-small mammal tibial tarsal, identifiable, calcined. Fish: Sucker, calcined cleithrum; bowfin element, calcined.

Non-Midden Features, Faunal Inventory Catalogue

Listed by feature number

Provenience	Totals									Description
	Mam..	Bird	Rept.	Amph.	Fish	Moll.	Class U/I	Total	Worked	
F181, N550-E230 Fill, Q-SW	1	0	1	0	1	1	0	4	0	Turtle: Shell fragment, calcined.
F181, N550-E230 L1, Q-3	2	0	0	0	0	0	2	4	0	Mammal: Dog carnasial.
F181, N550-E230 L2, Ash, Q-3	1	0	0	0	0	0	0	1	0	Mammal: Mandible or scapula fragment, identifiable.
F181, N550-E230 L2, Ash, Q-SW	4	0	0	0	1	0	0	5	0	Mammal: Cervid antler, 3 calcined; muskrat caudal vertebra, calcined. Fish: Bullhead (?) branchiostegal ray.
F181, N550-E230 L2, Living Floor, Q-NE (3)	2	0	0	0	0	0	1	3	0	Mammal: Deer accessory carpal (?), calcined; mouse/vole femur.
F181, N550-E230 Living Floor, Q-2	2	0	0	0	0	0	2	4	0	Mammal: Deer carpal; dog canine.
F181, N550-E230 Living Floor, Q-SE (4)	1	1	0	0	0	0	0	2	0	
F181, N550-E230 Living Floor, Q-SW	3	1	0	0	1	0	0	5	1	Worked Mammal: Awl tip section, flat, calcined. Fish Vertebrae: Possibly identifiable fragment, calcined.
F189, N520-E205	3	0	0	0	0	0	0	3	0	Mammal: Woodchuck.
F192, N525-E210 Fill, Q-2	88	0	1	0	2	3	0	94	0	Mammal: Woodchuck (large & mature), head, neck, anterior trunk, pectoral limbs represented; dog. Turtle: Marginal plate, identifiable. Fish Vertebrae: Atlantic salmon (?) & an unidentified salmonid.
F192, N525-E210 Fill, Q-3	5	3	0	0	1	1	1	11	0	Mammal: Canid (fox?) carnasial. Bird: Passenger pigeon.
F192, N525-E210 Fill, Q-4	4	0	0	0	3	2	1	10	0	Mammal: Deer fibula. Fish: Bullhead. Fish Vertebrae: Lake trout (?).
F192, N525-E210 L1, Fill, Q-SW	5	0	0	0	5	0	0	10	0	Mammal: Beaver; woodchuck (large); chipmunk (?). Fish Vertebrae: Atlantic salmon or lake trout (5); sunfish.
F192, N525-E210 Living Floor, Q-1	4	0	0	0	0	1	0	5	0	Mammal: Woodchuck (large).
F192, N525-E210 Living Floor, Q-SW (1) *	2	0	0	0	0	0	0	2	2	Worked Mammal: Projectile point, long triangle with contracting stem & side notches, entire, 55mm long; Awl made from distal half of a dog fibula, blunt tip, 94mm long.
F193, N525-E215	335	0	0	0	0	0	0	335	0	Mammal: Woodchuck, major portion of 2 carcasses & some of a third. Tooth wear moderate to advanced. No cut mks. The prox end of one humerus, lacks a head, has an astounding mass of reactive bone growth.
F198, N524-E240 L1, Q-SE (4)	5	0	0	0	0	0	0	5	0	Mammal: Deer mandible section.
F198, N524-E240 L2, Living Floor, Q-NE (3)	11	0	0	0	0	0	0	11	0	Mammal: Woodchuck incisor; large mammal major long bone, poorly preserved & delaminated.

Non-Midden Features, Faunal Inventory Catalogue

Listed by feature number

Provenience	Totals									Description
	Mam..	Bird	Rept.	Amph.	Fish	Moll.	Class U/I	Total	Worked	
F198, N524-E240 L2, Living Floor, Q-SE (4)	7	3	0	0	0	0	0	10	4	Mammal: Cervid antler; mouse/vole-sized hip. Worked Mammal: Dog ulna awl, prob broken & use wear on blunt broken tip, 98mm long; Formal long bone awl, blunt styloid tip, square butt, 95mm long. Worked Bird: Bead, one precise end cut, 15mm long; Expedient awl fm large bird long bone, flat sharp tip.
F198, N524-E240 Living Floor, Q-SW	1	0	0	0	0	0	0	1	0	
F198, N524-E240/Surface, Q-SW (1)	5	0	0	0	0	0	0	5	1	Worked Mammal: Perforated deer phalanx, extremely poor preservation, 5 pieces.
F198, N525-E240 Fill, Q-NW (2)	1	0	0	0	0	0	0	1	0	Mammal: L-m cranial.
F207, N510-E185 Fill, (Float)	0	0	0	0	15	0	1	16	0	Fish Vertebrae: Lake whitefish; 3 American eel.
F207, N510-E187 Fill	5	0	0	0	8	1	0	14	0	Mammal: Leporid metapodial; gray squirrel tibia. Fish Vertebrae: Lake whitefish; American eel.
F208, N510-E185 Fill	0	1	0	0	5	0	0	6	0	Bird: woodpecker. Fish Vertebrae: Lake whitefish.
F210, N510-E200 Fill	0	2	0	0	1	0	0	3	0	Bird: Duck-sized carpometacarpus. Fish Vertebrae: Lake trout.
F218, N510-E205 Fill	1	0	0	0	0	0	0	1	0	Mammal: Dog-sized scapula, edge fragment.
F223, N505-E200 Fill	1	0	0	0	8	0	0	9	0	Mammal: Beaver incisor. Fish: Sucker, possible salmonid dentary. Fish Vertebrae: 3 lake trout; sucker.
F227, N505-E215 Fill, (Float)	1	0	0	0	4	0	0	5	0	
F229, N475-E215 Living Floor, Q-NE (3)	1	0	0	0	0	0	0	1	0	
F231, N505-E200	0	0	0	0	1	0	0	1	0	
F235, N500-E205	2	1	0	0	0	0	0	3	0	Mammal: Woodchuck tibia. Bird: Small bird humerus, entire.
F237, N505-E210 Fill	1	0	0	0	0	0	0	1	0	
F244, N505-E225	0	1	0	0	0	0	0	1	1	Worked Mammal: Awl, made from antler tine, very blunt styloid tip, taper longitudinally ground, what remains of butt is slightly smoothed, 102mm long.
F246, N540-E250 Fill, Q-NW (2)	1	0	0	0	0	0	0	1	0	
F246, N540-E250 Fill, Q-SE (4)	2	1	0	0	3	0	0	6	0	Bird: Passenger pigeon-sized humerus. Fish: Large salmonid (?) articular & another identifiable element.
F246, N540-E250 Fill, Q-SW (1)	3	0	0	0	0	0	0	3	0	Mammal: Deer sacrum.
F246, N540-E250 L1, Q-NE (3)	2	1	0	0	1	0	0	4	0	Bird: Pygal vertebra from large to medium bird, identifiable.

Non-Midden Features, Faunal Inventory Catalogue

Listed by feature number

Provenience	Totals									Description
	Mam..	Bird	Rept.	Amph.	Fish	Moll.	Class U/I	Total	Worked	
F246, N540-E250 L2, Living Floor, Q-SE (4)	1	0	0	0	1	0	0	2	0	Fish: Large fish dentary, possibly identifiable.
F246, N540-E250 L2, Living Floor, Q-SW (1) (Float)	31	1	0	0	55	0	0	87	1	Mammal: Deer pedal sesamoid; dog metatarsal; all mammal burned. Worked Bird: bead longitudinal fragment, precise end cuts, 29mm long. Fish: Bullhead; sunfish; yellow perch. Fish Vertebrae: Lake whitefish.
F246, N540-E250 Living Floor, Q-NE (3)	2	0	0	0	0	0	0	2	0	Mammal: Possible canid ulna, anconeal process fragment.
F246, N540-E250 Living Floor, Q-NW (2)	1	0	0	0	0	0	0	1	1	Worked Mammal: Heavy-duty formal tool handle from a major long bone, carefully shaped, butt is rounded.
F250, N535-E245 Living Floor, Q-NE (3)	0	0	0	0	0	1	0	1	1	Worked Shell?: Perforated small Marginella-like shell.
F257, N500-E200 Fill	0	0	0	0	0	0	1	1	0	
F262, N495-E200 (Float)	0	0	0	0	9	0	0	9	0	Fish Vertebrae: Lake whitefish; sucker.
F262, N495-E200 Fill	0	0	1	0	2	0	0	3	0	Turtle: Marginal plate, possibly identifiable. Fish: Walleye (?) epihyal & another possibly identifiable element.
F265, N495-E155	3	1	0	0	0	0	0	4	0	
F273, N495-E210 Fill	1	0	0	0	0	0	0	1	1	Worked Mammal: Unidentified fragment of worked item, probably grooved & split on longitudinal edge, smoothed & polished, calcined.
F277, N495-E200 Fill	0	0	0	0	5	0	0	5	0	Fish: Bullhead Weberian fragment, calcined, & other identifiable elements. Fish Vertebrae: Atlantic salmon.
F277 WALL TRENCH, N495-E205	1	0	0	0	0	0	0	1	0	Mammal: Deer carpal.
F284, N490-E220 (Float)	0	0	0	0	1	0	2	3	0	
F286, N440-E170 Fill	10	0	0	0	0	0	0	10	0	Mammal: All specimens probably from one large mammal long bone, charred.
F288, N470-E225 Fill, (Float)	0	0	1	0	3	0	1	5	0	Turtle: Plastron edge fragment, calcined, probably not identifiable.
F291, N480-E225	0	2	0	0	0	0	0	2	0	Bird: Juvenile specimen, probably unidentifiable, possible seasonality indicator.
F293, N500-E210 Fill (Above Floor), Q-1	1	0	0	0	0	0	0	1	0	Mammal: Small dog-sized vertebra, probably identifiable, calcined.
F293, N500-E210 Fill Above Floor, Q-2	1	0	0	0	0	0	0	1	0	Mammal: Possible dog fibular tarsal, calcaneal tuber portion, calcined.

Non-Midden Features, Faunal Inventory Catalogue

Listed by feature number

Provenience	Totals									Description
	Mam..	Bird	Rept.	Amph.	Fish	Moll.	Class U/I	Total	Worked	
F293, N500-E210 Fill Above Floor, Q-3	2	1	0	0	0	0	0	3	1	Mammal: Muskrat mandible. Worked Bird: Bead, longitudinal section (4 pieces), precise end cuts, 19mm long.
F293, N500-E210 Fill Above Floor, Q-5	1	0	0	0	0	0	0	1	0	Mammal: Muskrat ulna (2 pieces).
F293, N500-E210 Living Floor, Q-5	1	0	0	0	0	0	0	1	0	Mammal: Deer mandible, charred.
F293, N500-E210 Living Floor, Q-NW (2)	1	0	0	0	0	0	0	1	1	Worked Mammal: Perforated deer phalanx, longitudinally ground & polished.
F295, N485-E215 Part of House 13 Wall Trench	1	0	0	0	0	0	0	1	0	Mammal: Identified newborn to early juvenile deer humerus (2 pieces), potential season of deposition indicator.
F299, N475-E215 L2, Q-NE (3) (Float)	9	0	0	0	0	0	0	9	1	Worked Mammal: Simple formal awl from deer metapodial, butt is the proximal condyle, robust styloid tip, 59mm long.
F299, N475-E215 Living Floor, Q-4	0	1	0	0	0	0	0	1	1	BW: Bead from large bird ulna, probably identifiable, one end with precise end cuts and other with skip marks, 32mm long (3 pieces).
F300, N480-E220 Fill	8	2	0	1	3	0	0	14	0	Mammal: Possible deer femur, linea aspera area. Bird: Small duck-sized ulna, identifiable; phalanx, possible identifiable. Anuran: Pygostyle. Fish: Yellow perch. Fish Vertebrae: Lake trout.
F300, N480-E220 Fill, (Float)	1	0	0	0	3	0	1	5	0	Fish Vertebrae: Sucker; another identifiable specimen.
F301, N470-E115 Q-1	0	0	0	0	1	0	1	2	0	
F306, N470-E230 L1, Q-1	5	1	0	0	1	0	1	8	2	Worked Mammal: Woodchuck incisor chisel, most of natural occlusal surface ground flat; heavy-duty implement side fragment, grooved & split from deer metapodial & polished, calcined. Bird: Small duck-sized tarsometatarsus, identifiable. Fish: Bullhead, small.
F306, N470-E230 L1, Q-SE (4) (Float)	0	0	0	0	2	0	0	2	0	Fish: Yellow perch.
F306, N470-E230 L1, Fill, Q-NW (2)	4	0	0	0	2	1	0	7	1	Mammal: Deer rib. Fish: Sunfish. Worked Mollusc: Perforated Marginella shell.
F306, N470-E230 L1, Fill, Q-SE (4)	1	0	0	0	0	0	0	1	0	
F306, N470-E230 Living Floor, Q-1	1	0	0	0	0	1	0	2	0	
F306, N470-E230 Living Floor, Q-NE (3)	7	0	0	0	0	0	4	11	0	Mammal: Deer mandible; most of other specimens calcined.
F306, N470-E230 Living Floor, Q-NW (2)	5	0	0	0	0	0	0	5	0	

Non-Midden Features, Faunal Inventory Catalogue

Listed by feature number

Provenience	Totals									Description
	Mam..	Bird	Rept.	Amph.	Fish	Moll.	Class U/I	Total	Worked	
F306, N470-E230 Living Floor, Q-SE (4)	1	0	0	0	0	0	0	1	1	Worked Mammal: Heavy-duty implement fragment, probably from grooved & split deer metapodial, polished, calcined.
F307, N470-E230 Fill	1	0	0	0	0	0	0	1	0	
F313, N465-E240	1	0	0	0	0	0	0	1	0	Mammal: Beaver incisor, occlusal fragment, probably natural wear on occlusal surface, but it should be checked under magnification.
F319, N465-E235 Q-2	2	1	1	0	1	0	0	5	0	Bird: Swan (?) furculum, right branch. Fish: Identifiable element.
F319, N465-E235 L1, Organic Fill Layer, Q-NW (2)	1	0	0	0	0	0	0	1	0	
F319, N465-E235 L2, Q-NW (2) (Float)	1	0	0	0	0	0	0	1	0	
F319, N465-E235 L2, Q-SW (1)	3	0	0	0	0	0	0	3	0	
F320, N465-E235	0	1	0	0	5	0	0	6	1	Worked Bird: Bead, precise end cuts, entirely covered by smoothed-over transverse grooves, 18mm long. Fish: Sunfish. Fish Vertebrae: Sucker.
F320, N465-E235 Fill, (Float)	0	0	0	0	0	0	1	1	0	
F322, N485-E235	0	8	0	0	5	0	1	14	0	Bird: Passenger pigeon. Fish: Bullhead, small; sunfish.
F330, N445-E190	1	0	0	0	1	0	0	2	0	Fish Vertebrae: Lake whitefish.
F332, N465-E200 L1, Q-NW (2)	1	0	0	0	0	0	0	1	0	Mammal: Dog carnasial.
F332, N465-E200 L1, Fill, Q-1	1	0	0	0	0	0	0	1	1	Worked Mammal: Awl, formal, major portion with fine oval tip, medium mammal ulna or large mammal fibula (?) probably identifiable to species.
F332, N465-E200 Living Floor, Q-3	1	0	0	0	0	0	0	1	1	Worked Mammal: Dog ulna awl, formal, entire, fine styloid tip, 70mm long.
F332, N465-E200 Living Floor, Q-SE (4)	1	0	0	0	0	0	0	1	1	Worked Mammal: Awl, expedient (?), from medium mammal rib, handle taper and point section, flat oval blunt tip, proximal break is recent crumbled deteriorated bone.
F334, WALL TRENCH, N455-E195	2	0	0	0	0	0	0	2	0	Mammal: Large mammal ilium (deer?); medium mammal sternal segment, probably identifiable.
F335, N460-E200 Living Floor, Q-3	1	0	0	0	0	0	0	1	1	Worked Mammal: Heavy-duty artifact fragment with extensive shaping & polish (2 pieces).
F336, N460-E200 Fill, Q-1	2	0	0	0	0	0	0	2	0	Mammal: *Canis* atlas; dog (?) rib.
F336, N460-E200 L1, Q-3	0	12	0	0	0	2	1	15	0	Bird: Passenger pigeon-sized bird, various limb bones; small bird sternum, synsacrum, & coracoid. Mollusc: Garden snail-like fragments.

Non-Midden Features, Faunal Inventory Catalogue

Listed by feature number

Provenience	Totals									Description
	Mam..	Bird	Rept.	Amph.	Fish	Moll.	Class U/I	Total	Worked	
F336, N460-E200 L1, Q-4	1	2	0	0	3	0	1	7	1	Worked Bird: Bead manufacture debris, large bird tibiotarsal, identifiable. Fish: Bullhead or catfish.
F336, N460-E200 L1, Q-NW (2)	4	0	0	0	0	1	0	5	0	Mammal: Canid (?) atlas, calcined; red squirrel (?) frontal & incisor.
F336, N460-E200 L2, Living Floor, Q-2 (Float)	0	3	0	0	3	0	3	9	0	Bird: Ruffed grouse humerus; 2 calcined fragments of a distal humerus possibly from same bone, identifiable. Fish Vertebrae: Large salmonid; *Esox*; identifiable scale.
F336, N460-E200 L2, Living Floor, Q-4	0	0	0	0	2	0	0	2	0	Fish: Bullhead frontals.
F336, N460-E200 L3, Q-2	0	0	0	0	1	0	0	1	0	Fish: Black bass (?) quadrate.
F336, N460-E200 L3, Q-2 (Float)	0	1	0	0	0	0	0	1	0	
F336, N460-E200 Living Floor, Q-2	0	1	0	0	0	0	0	1	1	Worked Bird: Bead from ruffed grouse-sized tibiotarsus, precise end cuts, 37 mm long.
F336, N460-E200/No Level, Q-NE (3)	2	0	0	0	0	0	0	2	0	Mammal: Fisher (?) mandible; dog phalanx.
F339, N475-E180	0	0	0	0	1	0	0	1	0	
F345, N465-E170 L1, Q-NW (2)	1	0	0	0	0	0	0	1	1	Worked Mammal: Perforated deer phalanx, distal end fragment, carnivore digested.
F345, N465-E170 L1, Fill, Q-4	2	0	0	0	1	0	0	3	0	Mammal: Deer premaxilla. Fish: Interoperculum, identifiable.
F345, N465-E170 L2, Fill, Q-4 (Float)	1	0	0	0	0	0	0	1	0	
F345, N465-E170 L2, Living Floor, Q-NW (2)	2	0	0	0	0	0	0	2	0	Mammal: Gray squirrel mandible with first incisor; phalanx, identifiable, calcined.
F345, N465-E170 L2, Living Floor, Q-SE (4)	3	0	0	0	2	0	0	5	0	Mammal: Deer radius, ulna (distal epiphysis), & calcined carpal; gray squirrel ulna.
F345, N465-E170 Living Floor, Q-NE (3)	8	0	0	0	3	0	0	11	3	Mammal: Deer metapodial; dog canine. Worked Mammal: Heavy-duty awl handle & taper section, perimortem prox & distal breaks, prob deer metapodial; formal awl, major portion, fine styloid tip, 68mm long; expedient awl fine styloid tip. Fish: Yellow perch. Fish Vertebrae: *Esox* (?).
F346, N465-E170 L1, Q-NE (3)	0	0	0	0	1	0	0	1	0	Fish: Yellow perch
F346, N465-E170 L1, Q-NW (2)	1	2	0	0	0	0	0	3	0	Mammal: Raccoon-sized carnivore (?) fibular tarsal, calcined, identifiable. Bird: Two juvenile long bones, possibly identifiable to family or genus, are seasonality indicators.
F346, N465-E170 L1, Q-SE (4)	0	0	0	0	0	0	1	1	0	

Non-Midden Features, Faunal Inventory Catalogue

Listed by feature number

Provenience	Totals									Description
	Mam..	Bird	Rept.	Amph.	Fish	Moll.	Class U/I	Total	Worked	
F346, N465-E170 L2, Q-NE (3) (Float)	3	0	0	0	1	0	2	6	0	Mammal: Dog mandibular incisor & possible dog caudal vertebra.
F346, N465-E170 L2, Living Floor, Q-1	3	0	0	0	0	0	0	3	0	Mammal: Dog canine.
F346, N465-E170 Living Floor, Q-NW (2)	1	0	0	0	0	0	0	1	0	
F346, N465-E170 Living Floor, Q-SE (4)	3	0	0	0	0	0	0	3	0	Mammal: Dog (?) distal phalanx, calcined.
F346, N465-E170/Surface	1	0	0	1	0	0	0	2	0	Mammal: Hyoid, possibly dog. Anuran: Bullfrog tibiofibula.
F347, N455-E175 Fill, Q-SE (4)	1	0	0	0	0	0	0	1	1	Worked Mammal: Formal awl, entire, fine styloid tip, 56mm long.
F349, N460-E175	0	1	0	0	1	0	0	2	1	Worked Bird: Bead, tibiotarsus, identifiable, precise end cut at one end, skip marks at other, 34mm long. Fish: Identifiable element.
F350, N460-E175	4	0	0	0	1	0	0	5	0	Mammal: Deer zygomatic, 2 pieces, probably of same bone but they do not join. Fish: Bullhead
Subtotals	1008	107	5	4	586	30	89	1829	72	

Midden 1 Faunal Inventory Catalogue

Listed by metre square coordinates from south to north, east to west

Provenience	Totals									Description
	Mam..	Bird	Rept.	Amph.	Fish	Moll.	Class U/I	Total	Worked	
N490-E249 / PZ	0	0	0	0	2	0	0	2	0	Fish Vertebrae: *Esox*; sucker.
N491-E249 / PZ	2	1	0	0	1	0	0	4	1	Worked Bird: Bead, entire but poorly preserved & with rodent gnawing, from possibly identifiable tibiotarsus, 27mm long. Fish Vert.: Atlantic salmon (?).
N492-E248 / PZ	1	0	0	0	1	0	0	2	0	Mammal: Wolf or bear canine, crown fragment, identifiable. Fish Vert.: Sucker.
N492-E249 / PZ	4	0	3	0	1	0	0	8	0	Mammal: Bear (?) molar, advanced wear. Turtle: Map turtle-sized shell elements, identifiable.
N493-E248 / PZ	1	0	0	0	0	0	0	1	0	Mammal: Muskrat (?) tibia, calcined.
N493-E249 / PZ	2	0	0	0	0	0	0	2	0	Mammal: Large mammal long bone, identifiable.
N493-E250 / PZ	1	0	1	0	0	0	0	2	0	Turtle: Map turtle-sized costal plate, possibly identifiable.
N493-E251 / PZ	2	0	0	0	1	0	1	4	0	Mammal: Raccoon-sized vertebra, identifiable. Fish Vert.: Lake trout.
N493-E252	4	2	0	0	0	0	0	6	0	Mammal: Carnivore mandible, calcined, possibly identifiable; leporid (?) maxilla, identifiable. Bird: Small duck-sized tibiotarsus, identifiable.
N494-E247 / PZ	3	0	0	0	1	0	0	4	0	Mammal: Beaver molar; chipmunk frontal. Fish: Bullhead.
N494-E248 / PZ	5	0	1	0	0	0	0	6	1	Mammal: Deer radius; woodchuck tibia. Worked Mammal: Tube of large mammal long bone, end fragment.
N494-E249 / PZ	2	0	3	0	2	0	0	7	0	Turtle: Map turtle-sized marginal plates, identifiable. Fish Vert.: Sucker.
N494-E250 / PZ	6	0	0	0	0	0	0	6	0	Mammal: Deer auditory bulla; dog palatine process & phalanx; woodchuck (?) vertebra.
N494-E251 / PZ	4	0	1	0	0	0	0	5	1	Mammal: Large mammal parietal (?) fragment, possibly identifiable. Worked Mammal: Misc mfg debris with groove & split and transverse grinding striations. Turtle: Map turtle-sized neural plate, identifiable.
N494-E253 / PZ	2	2	0	0	0	0	0	4	0	Mammal: Woodchuck femur. Bird: Turkey-sized juvenile femur, a possible seasonality indicator.
N495-E247 / PZ	1	0	1	0	2	0	0	4	0	Fish Vert.: Sucker & another identifiable vertebra.
N495-E248	4	1	0	0	3	1	1	10	2	Mammal: Deer humerus; dog phalanx, calcined. Worked Bird: Bead, longitudinal fragment, skip marks at both ends, 22mm long. Fish Vert.: Walleye. Class Unknown, Worked: Bead, skip marks at ends, 33mm long.

Midden 1 Faunal Inventory Catalogue

Listed by metre square coordinates from south to north, east to west

Provenience	Totals									Description
	Mam..	Bird	Rept.	Amph.	Fish	Moll.	Class U/I	Total	Worked	
N495-E249 / PZ	3	0	0	0	2	0	0	5	1	Worked Mammal: Perforated deer phalanx with longitudinal slot on flexor surface. Fish Vert.: Lake trout; lake whitefish.
N495-E250 / PZ	6	0	0	0	0	0	0	6	0	
N495-E251 / PZ	3	0	0	0	1	0	0	4	0	Fish Vertebrae: Atlantic salmon.
N495-E252 / PZ	2	2	0	0	1	0	0	5	1	Mammal: Gray squirrel fibular tarsal. Bird: Duck-sized cervical vertebra, identifiable. Worked Bird: Major long bone fragment, longitudinally ground & polished. Fish Vert.: *Esox*.
N496-E248 / PZ	4	3	1	0	1	0	1	10	0	Mammal: Deer molar. Bird: Large bird ulna, distal end. Turtle: Marginal plate, possibly identifiable. Fish Vert.: Anterior trunk vertebra, identifiable.
N496-E249 / PZ	2	0	3	0	2	0	0	7	0	Mammal: Ox premolar, crown, worn or the unusually worn crown of a large cervid premolar. Turtle: Map turtle-sized costal plates, dif. Fish Vert.: Sucker
N496-E250 / PZ	5	0	0	0	0	0	0	5	0	Mammal: Canid (?) mandibular first molar, part of mesial root & crown, calcined.
N496-E252 / PZ	2	1	0	0	0	0	0	3	0	Mammal: Deer metacarpal 2+3, extensor surface fragment; Dog metapodial. Bird: Coracoid, possibly identifiable.
N496-E253 / PZ	0	2	0	0	0	0	0	2	0	Bird: Ruffed grouse tibiotarsus.
N497-E248 / PZ	2	1	0	0	0	0	0	3	0	
N497-E249 / PZ	5	0	0	0	0	0	1	6	1	Worked Mammal: Awl taper & point section, robust styloid tip.
N497-E250 / PZ	2	0	1	0	0	0	0	3	0	
N497-E252 / PZ	4	1	1	0	1	1	0	8	0	Mammal: Dog radius; large to medium mammal auditory bulla, identifiable. Bird: Sternum, identifiable. Turtle: Hip element, probably identifiable. Fish Vert.: Atlantic salmon.
N498-E249 / PZ	3	2	1	0	0	0	0	6	1	Mammal: Beaver incisor fragment. Worked Bird: Possible bead end fragment, cut end is smoothed over.
N498-E250 / PZ	2	0	1	0	0	0	0	3	0	Mammal: Medium-large mammal femur head epiphysis, possibly identifiable. Turtle: Map turtle-sized marginal plate, identifiable.
N498-E251	4	1	0	0	2	1	1	9	0	Bird: Large bird ulna fragment, possibly identifiable.
N499-E249 / PZ	2	1	0	0	1	0	0	4	0	Mammal: *Canis* ulna & canine. Fish: Entopterygoid, identifiable.
N499-E250 / PZ	5	0	1	0	0	0	1	7	1	Mammal: Deer metapodial. Worked, Class Unknown: Mammal braincase or turtle shell fragment with incised lines.
N499-E251 / PZ	1	0	0	0	1	0	0	2	0	Fish Vert.: Lake whitefish.
N499-E252 / PZ	2	0	0	0	0	0	0	2	0	

Midden 1 Faunal Inventory Catalogue

Listed by metre square coordinates from south to north, east to west

Provenience	Totals									Description
	Mam..	Bird	Rept.	Amph.	Fish	Moll.	Class U/I	Total	Worked	
N499-E253 / PZ	0	0	0	0	0	0	1	1	0	
N499-E258 / PZ	1	0	0	0	0	0	0	1	0	Mammal: Beaver incisor.
N500-E249 / PZ	1	0	1	0	2	0	0	4	0	Mammal: Chipmunk humerus. Turtle: Hip fragment, may not be identifiable.
N500-E250 / S Midden	3	0	0	0	1	1	0	5	0	Mammal: Deer phalanx. Fish Vert.: Bowfin.
N500-E252	0	0	0	0	1	0	0	1	0	Fish: Identifiable large to medium fish cranial element.
N500-E253 / PZ	4	0	0	0	1	0	0	5	0	Mammal: Deer carpal; artidactyl distal phalanx; dog carnasial & phalanx. Fish Vert.: Esocid.
N501-E249 / PZ	2	0	0	0	1	0	0	3	0	Mammal: Deer molar. Fish Vert.: Lake trout.
N501-E250 / PZ	2	1	1	0	1	0	0	5	1	Mammal: Large to medium mammal mandible, identifiable. Worked Bird: Bead end fragment, skip marks. Turtle: Map turtle-sized plastron element, identifiable. Fish Vert.: Small esocid.
N501-E251 / PZ	2	0	0	0	0	0	0	2	0	Mammal: Deer mandible; gray squirrel scapula.
N501-E252 / PZ	3	0	0	0	0	0	0	3	0	
N502-E249 / PZ	1	0	1	0	2	0	0	4	0	Mammal: Tooth fragment, identifiable. Fish: Bullhead. Fish Vert.: A possibly identifiable posterior caudal.
N502-E250 / PZ	0	0	3	0	1	0	0	4	0	Fish: Yellow perch.
N502-E251 / PZ	0	0	1	0	0	0	0	1	0	
N502-E252 / Fill	2	1	0	0	0	1	1	5	1	Worked Mammal: Possibly expedient flaked knife from large mammal major long bone. Multiple flake scars thinned and created a cutting edge which may have been retouched, 35mm long. Bird: Wing phalanx, probably identifiable.
N502-E253 / PZ	0	0	0	0	1	0	0	1	0	Fish: Sucker.
N503-E252 / PZ	3	0	0	0	0	0	0	3	0	Mammal: Deer mandible.
N498-E252	5	2	0	0	0	0	0	7	2	Mammal: Beaver molar; *Canis* canine fragment with unusual wear & cingulum enamel missing; auditory bulla fragment, identifiable. Worked Mammal: Implement fragment, butt & handle, 2 pieces. Worked Bird: Bead end fragment, precise end cut.
Subtotals	132	24	26	0	37	5	8	232	14	

Midden 2 Faunal Inventory Catalogue

Listed by metre square coordinates from south to north, east to west
Feature 226 appears below.

Provenience	Totals									Description
	Mam..	Bird	Rept.	Amph.	Fish	Moll.	Class U/I	Total	Worked	
N530-E164 / PZ	3	0	0	0	0	0	1	4	0	Mammal: *Canis* axis vertebra.
N531-E166 / West Midden	2	0	0	0	0	3	0	5	0	
N532-E164 / PZ	2	0	0	0	0	0	0	2	1	Worked Mammal: Artifact handle fragment, made from large mammal long bone, ground & polished.
N532-E165 / West Midden	5	0	0	0	0	0	0	5	0	Mammal: Deer tooth, half crown & root section.
N532-E166 / PZ	9	2	0	0	0	3	0	14	0	Mammal: Deer tooth; *Canis* axis vertebra; gray squirrel humerus; medium-small mammal metapodial, possibly identifiable.
N532-E167 / PZ	3	1	0	0	0	2	0	6	0	Mammal: Deer tibia & phalanx.
N533-E163 / Fill	1	0	0	0	0	0	0	1	0	Mammal: Dog molar.
N533-E164 / Topsoil	9	0	1	0	0	0	0	10	1	Mammal: *Canis* canine crown; carnivore phalanx. Worked Mammal Perforated deer phalanx, distal end fragment, carnivore chewed.
N533-E165	5	1	0	0	0	7	1	14	0	Mammal: Deer molar.
N533-E166 / West Midden	3	0	0	0	0	4	3	10	0	
N533-E168 / PZ	8	0	0	0	0	1	1	10	1	Mammal: Canid canine; medium-small carnivore phalanx, identifiable. Worked Mammal Perforated deer phalanx, distal end fragment.
N533-E169 / Fill	1	0	0	0	0	0	0	1	0	
N534-E163 / PZ	1	0	0	0	0	0	0	1	0	
N534-E164 / PZ	8	0	0	0	0	2	2	12	0	Mammal: Medium-small mammal vertebra body end section, calcined, possibly identifiable.
N534-E165 / Fill-b	6	0	0	0	0	0	0	6	0	Mammal: Deer phalanx; dog canine & possible dog vertebra.
N534-E165 / PZ	1	0	0	0	0	1	0	2	0	
N534-E166 / PZ	6	4	0	0	0	3	1	14	1	Mammal: Deer tarsal (?); woodchuck ulna. Worked Bird: Bead end fragment, precise end cut.
N534-E167 / PZ	7	0	0	0	0	3	1	11	0	Mammal: Shrew mandible. Also 2 stones.
N534-E167 / PZ	1	0	0	0	0	0	0	1	0	
N534-E167 / Topsoil	1	0	0	0	0	0	0	1	0	
N534-E168 / PZ	5	0	0	0	0	2	1	8	0	
N534-E168 / PZ	1	0	0	0	0	0	0	1	0	Mammal: *Canis* axis vertebra.

Midden 2 Faunal Inventory Catalogue

Listed by metre square coordinates from south to north, east to west
Feature 226 appears below.

Provenience	Totals									Description
	Mam..	Bird	Rept.	Amph.	Fish	Moll.	Class U/I	Total	Worked	
N534-E169	5	1	0	0	0	0	2	8	0	Mammal: Deer tooth.
N534-E170 / PZ	2	0	0	0	1	2	0	5	0	Mammal: Dog fibular tarsal. Fish: Gar dermal plate.
N535-E160 / PZ	2	0	0	0	0	0	0	2	0	
N535-E166	4	0	0	0	0	4	2	10	0	
N535-E167 / Topsoil	1	0	0	0	0	0	0	1	1	Worked Mammal: Heavy-duty artifact handle section, possibly grooved & split deer metapodial, ground & polished.
N535-E168	0	0	1	0	2	2	1	6	0	Turtle: Map turtle-sized marginal plate, identifiable. Fish Vertebrae: Walleye, carnivore gnawed; & another identifiable vertebra.
N535-E169	7	0	0	0	0	4	0	11	0	Mammal: Deer radius.
N536-E166 / PZ	3	0	0	0	0	1	0	4	0	
N536-E167 / PZ	4	0	0	0	1	0	0	5	0	Mammal: Medium mammal vertebra fragment, possibly identifiable.
N536-E168 / PZ	10	2	0	0	2	4	3	21	0	Fish: Identifiable scale. Fish Vertebrae: Sucker.
N536-E169 / PZ	1	0	0	0	0	2	0	3	0	Mammal: Fox carnasial.
N537-E166 / PZ	2	0	0	0	0	0	0	2	0	
N537-E167 / Fill (2)	12	0	0	0	1	2	1	16	0	Mammal: Deer vertebral fragment; dog axis & thoracic vertebrae. Fish Vertebrae: Possibly identifiable fragment.
N537-E167 / PZ	0	1	0	0	0	0	0	1	0	BRD: Medium-sized bird humerus.
N537-E168	2	0	0	0	0	0	1	3	0	Mammal: Deer hyoid.
N537-E169 / PZ	2	1	0	0	0	0	0	3	0	Mammal: Carnivore (fox?) metatarsal, prox end, calcined.
N538-E165	1	0	0	0	0	4	0	5	0	Mammal: Carnivore phalanx, identifiable.
N538-E166	4	0	0	0	0	0	1	5	0	
N538-E167 / Fill	4	0	0	0	0	2	0	6	0	Mammal: Dog incisor.
N538-E168 / PZ	2	0	0	0	0	0	0	2	0	Mammal: Dog molar.
N539-E165 / PZ	4	1	0	0	0	0	1	6	1	Mammal: Raccoon-sized tibial tarsal, calcined. Worked Mammal Bead end fragment, broken in progress, made fm dog-sized femur (?), end cut has wide skip marks.
N539-E166 / PZ	4	0	0	0	0	0	0	4	1	Worked Mammal: Awl taper section, proximal break is dry bone fracture & distal break is ambiguous.
Subtotals	164	14	2	0	7	58	23	268	7	

Midden 3 Faunal Inventory Catalogue

Listed by metre square coordinates from south to north, east to west

Features 276 and 290 appear below.

Provenience	Totals									Description
	Mam.	Bird	Rept.	Amph.	Fish	Moll.	Class U/I	Total	Worked	
N465-E166 / PZ	4	1	0	0	1	0	0	6	0	Mammal: deer metapodial; dog accessory carpal. Fish Vertebrae: Atlantic salmon.
N482-E164 / PZ	9	0	0	0	0	0	2	11	0	Mammal: Dog carnasial; caudal vertebra, identifiable, calcined.
N482-E165 / PZ	2	1	0	0	0	0	0	3	0	Mammal: Large mammal rib, possibly identifiable.
N483-E163 / PZ	7	1	0	0	1	0	0	9	0	Mammal: All are calcined bits. Fish Vertebrae: Sucker.
N483-E164 / PZ	8	0	0	0	0	2	0	10	2	Mammal: Deer molar; remaining unworked are calcined. Worked Mammal: Two pieces of medium to large mammal long bones, ground & smoothed.
N483-E166 / PZ	1	0	0	0	0	0	1	2	0	Mammal: Dog phalanx.
N484-E156 / PZ	1	0	0	0	0	0	0	1	0	
N484-E160 / PZ	2	0	0	0	0	0	0	2	1	Mammal: Gray squirrel femur. Worked Mammal: Woodchuck incisor chisel or graver, ground flat on mesial surface, occlusal surface may be modified.
N484-E162	3	0	0	0	0	0	1	4	1	Mammal: Deer molar crown & another tooth fragment. Worked Bird or Mammal: Bead end fragment with precise end cut & longitudinally ground body.
N484-E163 / PZ	15	1	0	0	0	0	1	17	0	Mammal: Dog carnasial; gray squirrel ulna, right; most of remainder is calcined.
N484-E164 / PZ	5	1	0	0	1	0	2	9	0	Mammal: Deer molar & metapodial; dog carnasial. Bird: Large bird radius, identifiable. Fish Vertebrae: Sucker.
N484-E165 / PZ	2	1	0	0	1	0	0	4	1	Mammal: Leporid fibular tarsal. Worked Bird: Awl taper & point, fine flat tip. Fish Vertebrae: Lake whitefish.
N485-E157 / L2	1	0	0	0	0	0	0	1	0	Mammal: Deer metapodial, calcined.
N485-E158 / L1	2	0	0	0	0	0	0	2	0	Mammal: Leporid humerus.
N485-E159 / PZ	2	0	0	0	0	0	0	2	0	
N485-E161	1	0	0	0	0	0	0	1	0	Mammal: Muskrat mandible.
N485-E162 / PZ	8	1	0	0	4	0	1	14	1	Worked Mammal: Awl, taper & flat rounded tip, proximal break is perimortem. Bird: Small bird humerus, identifiable. Fish: 2 black bass & 2 other identifiable specimens.
N485-E163 / PZ	6	4	0	0	1	0	0	11	1	Worked Bird: Bead end fragment with wide band of skip marks. Fish Vertebrae: Sucker.
N485-E164 / PZ	6	0	0	0	0	0	0	6	0	Mammal: Canid ulna, ulnar notch fragment; identified early juvenile pig fibular tarsal (calcaneus), indicator of Euro-Canadian disturbance.

Midden 3 Faunal Inventory Catalogue

Listed by metre square coordinates from south to north, east to west

Features 276 and 290 appear below.

Provenience	Totals									Description
	Mam.	Bird	Rept.	Amph.	Fish	Moll.	Class U/I	Total	Worked	
N485-E165 / PZ	11	0	0	0	0	0	0	11	0	Mammal: Deer tibia (?); gray squirrel mandible; chipmunk mandible; 6 of remaining specimens are calcined.
N486-E155 / Basal	1	0	0	0	1	0	0	2	0	
N486-E156 / L1	4	0	0	0	0	0	0	4	0	Mammal: Deer premolar (2 pieces); canid metatarsal.
N486-E157	1	0	0	0	0	0	0	1	0	
N486-E158 / Basal	0	1	0	0	0	0	0	1	1	Worked Bird: Bead end fragment, precise end cut.
N486-E159 / Basal	1	0	0	0	0	0	0	1	0	Mammal: Medium-small mammal metacarpal, identifiable.
N486-E160 / Basal	3	1	0	0	0	0	1	5	1	Medium-small Mammal or Large Bird: Bead or tube end fragment with extensive transverse & longitudinal grinding.
N486-E161 / Basal	3	1	0	0	0	0	0	4	0	Mammal: Canid (?) anterior caudal vertebra; gray squirrel ulna.
N486-E162 / PZ	4	2	0	0	0	0	0	6	0	
N486-E163 / PZ	3	1	0	0	1	0	0	5	0	Mammal: Deer metapodial. Bird: Possibly identifiable fragment. Fish: Bullhead.
N486-E164 / PZ	5	1	0	0	0	0	0	6	0	Mammal: Deer premolar; gray squirrel humerus. Bird: Large bird radius.
N486-E165 / PZ	1	0	0	0	0	0	1	2	0	Mammal: Deer molar.
N486-E166 / PZ	3	1	0	0	1	0	1	6	1	Mammal: Deer metatarsal; dog carnasial. Worked Bird: Bead longitudinal fragment, both end cuts precise, 21 mm long. Fish Vertebrae: Sucker (?).
N486-E167 / PZ	6	1	0	0	2	0	0	9	1	Mammal: Deer sesamoid; gray squirrel ulna & hip; medium-small mammal axis vertebra, identifiable. Fish Vertebrae: Lake trout; black bass.
N486-E168 / PZ	2	2	0	0	1	0	1	6	0	Bird: Large to medium bird wing phalanx, identifiable. Fish Vertebrae: Sucker.
N487-E156 / L1	1	0	0	0	0	0	0	1	0	Mammal: Deer fibular tarsal.
N487-E156 / L2	1	0	0	0	0	0	0	1	0	Bird: Passenger pigeon ulna.
N487-E157 / Basal	2	0	0	0	0	0	0	2	0	
N487-E157 / PZ	1	0	0	0	0	0	0	1	0	
N487-E158 / L2, Basal	1	0	0	0	1	0	0	2	1	Worked Mammal: Awl, taper & point, styloid tip, proximal break is dry bone fracture. Fish Vertebrae: Sucker, first Weberian body.
N487-E159 / Basal	5	0	0	0	1	0	0	6	0	Mammal: Deer metapodial, calcined, & possible deer phalanx (digit 2 or 5), calcined; *Canis* mandible, calcined.
N487-E160 / Basal	8	1	0	0	0	0	2	11	0	Mammal: Deer phalanx, carnivore digested.

Midden 3 Faunal Inventory Catalogue

Listed by metre square coordinates from south to north, east to west

Features 276 and 290 appear below.

Provenience	Totals									Description
	Mam.	Bird	Rept.	Amph.	Fish	Moll.	Class U/I	Total	Worked	
N487-E161 / Basal	12	0	0	0	0	0	0	12	0	Mammal: Deer premolar & phalanx; *Canis* phalanx; gray squirrel tibia.
N487-E162 / Basal	8	0	0	0	1	0	0	9	1	Worked Mammal: Manufacturing debris, grooved & split large mammal major long bone.
N487-E163 / L1	9	0	0	0	1	1	0	11	2	Mammal: Woodchuck-sized ulnar carpal, calcined. Worked Mammal: Worked long bone, poss awl handle & taper transition. Worked Bird: Bead, longitudinal section, skip marks at both ends, 18mm long. Fish Vertebrae: Sucker.
N487-E163 / L2	7	0	0	0	0	0	0	7	1	Mammal: Dog phalanx. Worked Mammal: Manufacturing failure, grooved & split segment of large mammal major long bone.
N487-E164 / L1	12	1	0	0	2	1	1	17	1	Mammal: Deer, 2 tooth fragments; gray squirrel ulna. Bird: Large to medium bird carpometacarpus, possibly identifiable. Fish Vertebrae: Lake whitefish, sucker. Worked Mollusc: Small Marginella-like shell, poss intentional perforation.
N487-E164 / L2	12	0	0	0	4	0	0	16	0	Mammal: Deer, charred distal humerus, & calcined distal tibia; canid calcined metapodial; remaining mammal specimens burned. Fish: Scale, identifiable. Fish Vertebrae: Lake whitefish; sucker.
N487-E165 / PZ	13	1	0	0	0	0	0	14	1	Mammal: Deer metacarpal; dog phalanx; gray squirrel humerus. Worked Mammal: Perforated deer phalanx (6 pieces).
N487-E166 / PZ	9	4	0	0	0	0	0	13	0	Mammal: Deer tooth. Bird: Ruffed grouse (?) coracoid.
N487-E167 / PZ	3	2	0	0	0	1	1	7	0	Mammal: Deer tooth & metatarsal. Bird: Red tailed hawk-sized distal pedal phalanx. Freshwater Mussel: Possibly identifiable hinge fragment.
N487-E168 / PZ	3	2	0	0	0	0	0	5	1	Mammal: Deer metatarsal (?). Worked Bird: Bead with perforation that may be rodent gnawing, skip marks at both ends, 28mm long.
N488-E156 / Basal	3	0	0	0	0	0	0	3	0	Mammal: Deer metapodial (?); all specimens calcined.
N488-E156 / PZ	3	1	0	0	1	0	0	5	0	Bird: Probably identifiable major long bone fragment. Fish: Probably identifiable specimen.
N488-E157 / Basal	5	0	0	0	0	0	0	5	0	Mammal: All burned.
N488-E158 / L1	2	0	0	0	0	0	0	2	0	
N488-E158 / L2	5	0	0	0	0	0	0	5	0	
N488-E159 / L1, PZ	3	0	0	0	1	0	0	4	0	Mammal: Medium mammal fibular tarsal, carnivore chewed & digested, identifiable. Fish Vertebrae: Lake trout.
N488-E159 / L2	4	0	0	0	0	0	0	4	1	Worked Mammal: Large-medium mammal major long bone, one longitudinal edge is ground & smoothed.

Midden 3 Faunal Inventory Catalogue

Listed by metre square coordinates from south to north, east to west

Features 276 and 290 appear below.

Provenience	Totals									Description
	Mam.	Bird	Rept.	Amph.	Fish	Moll.	Class U/I	Total	Worked	
N488-E160 / L1	2	3	0	0	0	0	0	5	0	Mammal: Deer tooth. Bird: Femur neck & head, synsacrum fragment, both identifiable.
N488-E160 / L2	11	0	0	0	0	0	0	11	0	Mammal: 9 specimens all burned.
N488-E161 / Basal	7	0	0	0	3	0	1	11	0	Mammal: Dog canine; chipmunk mandible.
N488-E161 / PZ	15	1	0	0	2	1	1	20	1	Mammal: Deer metapodial & possible deer petrous temporal. Worked Bird: Bead from large-medium bird, major long bone, one end cut precise, other has skip marks, 21 mm long. Fish Vertebrae: Lake trout; sucker.
N488-E162 / Basal	7	0	0	0	5	0	1	13	0	Mammal: Deer metapodial; medium mammal parietal, identifiable; gray squirrel maxilla. Fish: Sucker element. Fish Vertebrae: Sucker; walleye; another identifiable specimen.
N488-E162 / PZ	11	0	0	0	3	0	0	14	1	Worked Mammal: Manufacturing debris, deer metatarsal with longitudinal groove & split. Fish Vertebrae: Lake whitefish; lake trout.
N488-E163 / L1	3	0	0	0	0	0	1	4	0	Mammal: Parietal, identifiable.
N488-E163 / L2	8	1	0	0	1	2	4	16	1	Worked Bird: Bead manufacturing debris, bead blank end fragment probably broken in process, skip marks at end. Fish Vertebrae: Atlas, identifiable.
N488-E165 / PZ	7	1	0	0	0	0	0	8	1	Mammal: Dog canine. Worked Mammal: Artifact section, possibly ground & split on side, ground flat and both longitudinal sides slightly rounded.
N488-E166	7	1	0	0	2	1	0	11	0	Bird: Medium bird tarsometatarsus, identifiable. Fish Vertebrae: Lake trout; bowfin. Misc: Ceramic pipe angle fragment.
N488-E167	4	1	0	0	0	0	0	5	1	Mammal: Dog canine; identified early-juvenile pig metapodial, indicator of Euro-Canadian disturbance. Worked Mammal: Formal awl, from deer metapodial, moderately robust styloid tip, 87 mm long.
N488-E168 / PZ	4	1	0	0	0	0	0	5	0	
N489-E113 / PZ	11	2	0	0	1	2	2	18	1	Mammal: Deer femur, posterior surface. Worked Bird: Bead end fragment, skip marks. Fish Vertebrae: Lake trout.
N489-E156 / Fill	18	2	1	0	1	0	1	23	0	Mammal: Large mammal hip, ischial spine; dog phalanx, cut marks & calcined. Bird: Medium bird ulna, identifiable. Turtle: Blandings turtle marginal plate. Fish Vertebrae: Sucker.
N489-E157 / L2	6	0	0	0	0	0	1	7	0	Mammal: All calcined.
N489-E157 / PZ	8	2	0	0	1	0	0	11	0	Mammal: Muskrat (?) tibia. Bird: Small duck-sized coracoid & scapula, both identifiable.
N489-E158 / Basal	5	0	0	0	1	2	0	8	0	Mammal: *Canis* metacarpal.

Midden 3 Faunal Inventory Catalogue

Listed by metre square coordinates from south to north, east to west

Features 276 and 290 appear below.

Provenience	Totals									Description
	Mam.	Bird	Rept.	Amph.	Fish	Moll.	Class U/I	Total	Worked	
N489-E158 / PZ	3	0	0	0	1	0	0	4	0	Mammal: Medium mammal vertebra, possibly identifiable.
N489-E159	1	0	0	0	0	0	0	1	0	
N489-E160 / Basal	4	0	0	0	1	0	0	5	0	Mammal: Gray squirrel humerus; probable deer metatarsal, proximal fragment, polish is from carnivore digestive action.
N489-E160 / PZ	6	1	0	0	1	0	0	8	0	Mammal: Deer tooth, possibly deciduous; dog metacarpal. Bird: Wing digit phalanx, possibly identifiable. Fish Vertebrae: Small fish vertebra, possibly identifiable.
N489-E161 / Record 1	39	0	0	0	0	0	0	39	1	Mammal: Deer hyoid? & metapodial; dog canine, metapodial, distal phalanx; carnivore premolar; gray squirrel humerus, fibular tarsal; chipmunk femur; medium mammal-sized vert, post arctic facet, identifiable. Worked Mammal: Formal artifact edge fragment decorated with dots & chevrons on each side.
N489-E161 / Record 2 of 2*	0	5	0	0	7	2	4	18	0	Bird: passenger pigeon coracoid; small duck-sized coracoid; ruffed grouse femur; large bird humerus (?) identifiable. Fish: bullhead dentary; identifiable scale. Fish Vertebrae: lake whitefish; lake trout.
N489-E162	0	0	0	1	0	0	0	1	0	Fish: Sunfish.
N489-E163 / Basal	3	0	0	0	1	0	1	5	0	Mammal: Gray squirrel. Fish Vertebrae: Lake trout.
N489-E163 / PZ	1	0	0	0	0	0	0	1	0	
N489-E165 / Basal	1	0	0	0	0	0	0	1	0	Mammal: Deer metapodial, burned.
N489-E165 / PZ	7	1	0	0	0	2	0	10	0	Mammal: Fox (?) canine. Bird: Major long bone with possible medullary bone formation.
N489-E166 / PZ	12	0	0	0	2	3	0	17	0	Mammal: Deer ulna, metapodials (2), & possible femur; gray squirrel hip. Fish Vertebrae: Sucker.
N489-E167 / PZ	3	0	0	0	0	0	0	3	0	
N489-E168 / PZ	7	0	0	0	0	0	1	8	0	Mammal: Possible beaver zygomatic.
N490-E155	1	0	0	0	0	0	0	1	1	Worked Mammal: Beaver incisor chisel, lateral end fragment.
N490-E156 / L1	5	0	0	0	0	0	0	5	0	Mammal: Dog molar; remainder is burned.
N490-E157 / PZ	1	0	0	0	0	0	0	1	0	
N490-E158	7	1	0	0	0	0	0	8	0	Mammal: All but two are burned.
N490-E159 / L2	4	0	0	0	0	0	0	4	0	Mammal: Fox carnasial; medium-small mammal humerus, distal condyle, medial epicondyle & part of trochlear facet, calcined, identifiable.
N490-E159 / PZ	7	0	0	0	1	0	1	9	1	Mammal: Deer humerus; dog axis; gray squirrel vertebra, posterior thoracic or first lumbar. Worked Mammal: Awl taper side fragment. Fish: Scale, probably identifiable.

Midden 3 Faunal Inventory Catalogue

Listed by metre square coordinates from south to north, east to west

Features 276 and 290 appear below.

Provenience	Totals									Description
	Mam.	Bird	Rept.	Amph.	Fish	Moll.	Class U/I	Total	Worked	
N490-E160 / PZ	10	0	0	0	1	3	1	15	1	Mammal: Deer tooth. Worked Mammal: Tube manufacturing debris fragment. Misc.: Two cinders.
N490-E161	28	3	0	0	9	0	5	45	0	Mammal: Deer tooth, hip, & 2 metapodial; gray squirrel humerus; chipmunk mandible. Fish: Sunfish, yellow perch. Fish Vertebrae: Atlantic salmon, lake trout; lake whitefish.
N490-E162	18	0	0	0	1	0	3	22	1	Mammal: Deer metapodial 2 or 5, prox end; gray squirrel humerus & prox femur just distal of trochanters 2 & 3. Worked Mammal: Heavy-duty awl taper section, longitudinally ground & polished. Fish: Sucker (?).
N490-E163 / PZ	7	0	0	0	0	0	0	7	1	Mammal: Deer tooth. Worked Mammal: Implement, butt section, rounded & polished, calcined.
N490-E164 / PZ	7	0	0	0	1	0	0	8	1	Mammal: Gray squirrel hip & possible deltoid crest of humerus. Worked Mammal: Perforated flat netting needle-like implement section, polished.
N490-E165	16	0	0	0	4	0	2	22	1	Mammal: Deer tooth, rib (calcined), & phalanx; chipmunk (?) calcined humerus, femur. Worked Mammal: Formal implement, flat butt section from large to medium mammal long bone. Fish: Bullhead. Fish Vertebrae: Sunfish (?).
N490-E166 / PZ	14	0	0	0	4	0	0	18	0	Mammal: Medium mammal ulna, identifiable; 10 of remaining specimens are burned. Fish: Sturgeon. Fish Vertebrae: Lake trout; walleye.
N490-E167	3	0	1	0	0	0	0	4	1	Worked Mammal: Possible perforated deer phalanx. Turtle: Marginal plate, identifiable.
N490-E168 / PZ	6	2	1	0	1	0	0	10	0	Mammal: Gray squirrel ulna; chipmunk (?) sacrum. Bird: Duck-sized coracoid, probably identifiable; goose-sized phalanx, identifiable. Turtle: Cervical vertebra, identifiable. Fish Vertebrae: Lake trout.
N491-E156 / Undisturbed	1	0	0	0	0	0	0	1	0	
N491-E158	7	0	0	0	0	0	0	7	0	Mammal: Deer molar & metatarsal; chipmunk (?) humerus.
N491-E159	4	1	0	0	1	0	1	7	0	Mammal: Gray squirrel hip. Fish: Suboperculum, identifiable.
N491-E160 / PZ	14	2	0	0	1	0	2	19	0	Mammal: Deer tooth. Fish: Yellow perch.
N491-E161 / PZ	1	0	0	0	0	0	0	1	0	
N491-E162	13	4	0	0	0	0	2	19	1	Mammal: Deer tooth, calcined metapodial; muskrat (?) femur, charred. Worked Mammal: Expedient implement, spatulate tip with use wear, fm large mammal long bone fragment. Bird: One or two identifiable fragments.

Midden 3 Faunal Inventory Catalogue

Listed by metre square coordinates from south to north, east to west

Features 276 and 290 appear below.

Provenience	Totals									Description
	Mam.	Bird	Rept.	Amph.	Fish	Moll.	Class U/I	Total	Worked	
N491-E163 / PZ	19	2	0	0	0	0	5	26	1	Mammal: Canid phalanx; probable canid carnasial tooth root. Bird: Duck-sized scapula. Worked Class Unknown: Artifact edge fragment, ground & polished.
N491-E164 / PZ	17	3	0	0	1	0	0	21	2	Mammal: Deer metapodial; beaver incisor; chipmunk temporal & mandible. Worked Mammal: Elongated formal artifact section with serrated edge; rod-like formal artifact butt section. Bird: Ruffed grouse carpometacarpus. Fish Vertebrae: Lake trout.
N491-E165	28	6	0	0	2	1	3	40	4	Mammal: Deer tooth; bear (?) phalanx, calcined; canid deciduous maxillary canine; gray squirrel temporal, tibia, & fibular tarsal. Worked Mammal: Possible expedient awl taper fragment. Worked Bird: 3 bead end fragments, precise end cuts. Fish: Yellow perch.
N491-E166 / PZ	6	1	0	0	0	0	0	7	0	Mammal: Gray squirrel radius.
N491-E167 / PZ	2	1	0	0	1	0	1	5	1	Worked Bird: Bead, major portion, skip marks at both ends, 39mm long. Fish: Bullhead.
N491-E168 / PZ	4	0	0	0	0	0	0	4	1	Mammal: Deer phalanx. Worked Mammal: Awl, taper & point section, slightly blunt styloid tip.
N492-E157 / PZ	2	0	0	0	0	0	0	2	0	Mammal: *Canis* (?) phalanx, calcined.
N492-E158 / PZ	5	0	0	0	1	0	0	6	0	Mammal: Dog metatarsal. Fish Vertebrae: Sucker.
N492-E159 / PZ	7	1	0	0	1	0	1	10	1	Mammal: Beaver clavicle. Worked Mammal: Possible awl taper area, side fragment. Bird: Passenger pigeon. Fish Vertebrae: Lake trout. Leporid or Bird: Major long bone, identifiable.
N492-E160 / PZ	40	2	0	0	5	0	3	50	2	Mammal: Dog radius & metapodial; gray squirrel ulna. Worked Mammal: Formal artifact edge fragment with parallel incised lines, highly polished Worked Bird: Bead from identifiable large bird long bone, precise end cuts, 25mm long. Fish: Sunfish. Fish Vertebrae: Lake trout.
N492-E160 / PZ	9	1	0	0	2	0	1	13	1	Mammal: Deer molar; chipmunk mandible; vole mandible. Worked Mammal: Formal artifact, possible handle end section with butt, highly polished. Fish Vertebrae: Lake trout.
N492-E161 / PZ	1	0	0	0	0	0	0	1	0	Mammal: Deer maxilla (?).
N492-E162 / PZ	11	2	0	0	3	3	4	23	4	Mammal: Deer humerus (?). Worked Mammal: Implement side fragment, ground & polished, calcined. Worked Bird: Bead, identifiable ulna, precise end cuts, 40mm long; bead, 1 precise end cut & 1 with skip marks, 28mm long. Worked Shell: Discoidal washer type flat bead, 10mm diameter.

Midden 3 Faunal Inventory Catalogue

Listed by metre square coordinates from south to north, east to west

Features 276 and 290 appear below.

Provenience	Totals									Description
	Mam.	Bird	Rept.	Amph.	Fish	Moll.	Class U/I	Total	Worked	
N492-E164 / PZ	11	1	0	0	0	0	0	12	1	Mammal: Deer metatarsal & calcined phalanx. Worked Bird: Bead, major portion, skip marks at both ends, 29mm long.
N492-E164 / PZ, (First Lot)	26	0	0	0	0	0	2	28	1	Mammal: *Canis* (?) phalanx; chipmunk mandible. Worked Mammal: Perforated deer phalanx (4 pieces).
N492-E164 / PZ, (Second Lot)	1	0	0	0	0	0	0	1	0	Mammal: Deer metacarpal.
N492-E165 / PZ	20	2	0	0	5	1	4	32	2	Worked Mammal: Artifact side fragment, ground & polished. Bird: Duck-sized radius, identifiable. Worked Bird: Bead, longitudinal section, one precise end cut & other end with skip marks, 25mm long. Fish: Bullhead. Fish Vertebrae: lake trout; sucker.
N492-E166 / PZ	9	0	0	0	2	0	0	11	1	Mammal: Deer tooth & humerus; dog premolar & fibula; gray squirrel tibia. Worked Mammal: Perforated deer phalanx, distal hole is incomplete. Fish Vertebrae: Lake trout; walleye.
N492-E167 / PZ	4	1	0	0	1	0	0	6	0	Mammal: Leporid radius; medium mammal ulna, early juvenile, possibly identifiable. Fish Vertebrae: Walleye.
N492-E168 / PZ	1	0	0	0	1	0	0	2	0	Fish: Sunfish.
N493-E159 / PZ	4	0	0	0	0	0	0	4	1	Mammal: Gray squirrel humerus. Worked Mammal: Perforated deer phalanx. Euro-Canadian Livestock: Possible ox bone, although true species identification is moot because it was cut by a bone saw.
N493-E160 / PZ	5	2	0	0	0	0	0	7	0	Bird: Passenger pigeon-sized sternum fragment, identifiable.
N493-E161 / PZ	5	0	0	0	0	0	0	5	0	Mammal: Deer tooth.
N493-E162 / PZ	5	0	0	0	0	0	0	5	0	Mammal: Leporid humerus.
N493-E163 / PZ	7	1	0	0	1	0	0	9	0	Mammal: Gray squirrel humerus; leporid fibular tarsal.
N493-E164 / PZ	10	1	0	0	2	0	0	13	1	Mammal: Gray squirrel radius, juvenile; fox (?) caudal vertebra. Worked Bird: Bead, longitudinal fragment, precise end cuts at both ends, 17mm long. Fish: Bullhead. Fish Vertebrae: Sucker.
N493-E165 / PZ	26	1	0	0	3	2	0	32	0	Mammal: Deer tooth & calcined metapodial; gray squirrel humerus; muskrat humerus. Fish: Sucker; bullhead.
N493-E166 / PZ	8	0	0	0	4	0	1	13	1	Mammal: Gray squirrel fibular tarsal. Worked Mammal: Awl, handle & taper section made from large mammal major long bone. Fish Vertebrae: Atlantic salmon; lake trout; sucker.
N493-E167	4	0	0	0	1	0	1	6	1	Mammal: Gray squirrel hip. Worked Mammal: Implement handle, probably formal, side fragment made from a large mammal major long bone.

Midden 3 Faunal Inventory Catalogue

Listed by metre square coordinates from south to north, east to west

Features 276 and 290 appear below.

Provenience	Totals									Description
	Mam.	Bird	Rept.	Amph.	Fish	Moll.	Class U/I	Total	Worked	
N493-E168	2	2	0	0	0	0	0	4	0	Mammal: Dog canine. Bird: Long bone fragment, possibly identifiable, with medullary bone which is a seasonality indicator.
N494-E160 / PZ	4	0	0	0	1	0	0	5	0	Mammal: Gray squirrel femur. Fish Vertebrae: Sucker.
N494-E161 / PZ	7	0	0	0	0	0	2	9	0	Mammal: Woodchuck ulna.
N494-E162 / PZ	16	3	0	0	1	0	2	22	0	Mammal: Deer molar; gray squirrel ulna. Fish: Sunfish.
N494-E163 / PZ	7	0	0	0	3	1	0	11	0	Mammal: Gray squirrel femur. Fish: Identifiable cleithrum; identifiable scale.
N494-E164 / PZ	7	0	0	0	0	0	1	8	1	Mammal: Leporid mandible. Worked Mammal: Awl, formal, taper section.
N494-E165 / PZ	5	2	0	0	0	0	1	8	1	Mammal: Deer premolar & hyoid. Bird: Small bird humerus, identifiable. Worked Bird: Bead end fragment, precise end cut.
N494-E166	12	1	0	0	0	0	2	15	2	Mammal: Deer femur; gray squirrel maxilla & hip. Worked Mammal: Perforated deer phalanx, proximal & distal fragments that do not join but may well belong to same item.
N494-E167	11	1	0	0	0	0	1	13	3	Mammal: Woodchuck (?) tibial tarsal. Worked Mammal: Mid-section of formal artifact, highly polished. Worked Bird: Bead, longitudinal fragment of identifiable large bird humerus, 34mm long. Worked CUI: Formal artifact, probable mid-section.
N494-E168 / PZ	8	2	0	0	1	1	0	12	0	Mammal: Dog (?) canine, probably an unerupted crown. Bird: Ruffed grouse-sized tarsometatarsus & tibiotarsus. Fish Vertebrae: Sucker.
N495-E160 / PZ	1	0	0	0	0	1	0	2	0	Freshwater Mussel: Unusually thick shell fragment, possibly identifiable.
N495-E161 / PZ	3	0	0	0	0	0	1	4	0	Mammal: Deer tooth.
N495-E162 / PZ	5	1	0	0	2	0	0	8	0	Mammal: Woodchuck or beaver metapodial; gray squirrel tibia. Fish Vertebrae: Lake trout; lake whitefish.
N495-E163 / PZ	2	0	0	0	0	0	2	4	0	
N495-E164 / PZ	5	0	0	0	1	0	0	6	0	Mammal: Leporid (?) femur. Fish Vertebrae: Sucker.
N495-E165 / PZ	7	0	0	0	0	1	0	8	0	
N495-E166 / PZ	6	1	0	0	5	0	0	12	1	Mammal: Large to medium mammal petrous temporal & vertebral centrum epiphysis, both identifiable. Worked Mammal: Heavy-duty awl, taper & point section, very blunt oval tip. Bird: Duck-sized ulna, identifiable. Fish: Bullhead; yellow perch. Fish Vertebrae: Lake trout; lake whitefish.
N495-E167 / PZ	6	1	0	0	1	0	0	8	0	Mammal: Carnivore canine fragment.
N495-E168 / PZ	7	1	0	0	1	0	0	9	0	Mammal: Deer phalanx. Fish Vertebrae: Black bass.

Midden 3 Faunal Inventory Catalogue

Listed by metre square coordinates from south to north, east to west

Features 276 and 290 appear below.

Provenience	Totals									Description
	Mam.	Bird	Rept.	Amph.	Fish	Moll.	Class U/I	Total	Worked	
N495-E170 / PZ	3	0	0	0	2	0	0	5	0	Fish: Bullhead. Fish Vertebrae: Bullhead.
N496-E160	3	0	0	0	0	0	1	4	1	Mammal: Fox carnasial. Worked Bird or Mammal: Bead end fragment, deep skip marks at end.
N496-E161	7	0	0	0	1	0	0	8	1	Mammal: Deer tooth; gray squirrel humerus. Worked Mammal: Formal artifact, butt section, highly polished. Fish Vertebrae: American eel.
N496-E162	5	0	0	0	0	0	0	5	1	Mammal: Identified juvenile raccoon femur & 2 hip, season of deposition indicator - late Aug to mid-Sept. Worked Mammal: Beaver incisor chisel, buccal enamel sliver, wear seems cultural rather than natural.
N496-E163 / PZ	2	1	0	0	1	0	0	4	0	Fish: Yellow perch.
N496-E164 / PZ	9	3	0	0	4	1	0	17	0	Bird: Passenger pigeon-sized humerus. Fish: Sucker.
N496-E165 / PZ	13	1	0	0	3	2	1	20	2	Mammal: Deer phalanges; gray squirrel incisor. Worked Mammal: Beaver incisor chisel, double ended. Worked Bird: Bead, longitudinal fragment, identifiable large bird long bone, abundant skip marks at both ends, 23mm long. Fish Vertebrae: Lake whitefish.
N496-E166	7	1	0	0	2	0	3	13	1	Mammal: Deer tooth & tibial tarsal. Worked Mammal: Possible awl taper section, polished, burned. Fish: Yellow perch; walleye.
N496-E167 / PZ	7	0	0	0	4	0	0	11	0	Mammal: Gray squirrel scapula. Fish Vertebrae: Atlantic salmon (?); lake whitefish.
N496-E168 / PZ	0	1	0	0	0	0	1	2	1	Worked Bird or Leporid: Bead, 1 precise end cut, other end crudely flaked or condyle crushed then lightly smoothed, 37mm long.
N497-E162	2	2	0	0	0	0	0	4	1	Bird: Ruffed grouse-sized coracoid. Worked Bird: Bead, longitudinal fragment, precise end cuts at both ends, 17mm.
N497-E164 / PZ	3	0	0	0	0	0	0	3	2	Worked Mammal: Possible beaver incisor chisel (check under magnification); elongated artifact, butt end fragment.
N497-E165 / PZ	11	2	0	0	1	0	2	16	0	Mammal: Deer tooth; gray squirrel mandible with all teeth & radius; gray squirrel-sized ulna, calcined. Bird: Synsacrum fragment, possibly identifiable.
N497-E167 / PZ	4	0	0	0	0	0	0	4	0	
N497-E168 / PZ	6	0	0	0	1	0	0	7	0	Fish Vertebrae: Sucker.
N498-E162 / PZ	12	2	0	0	3	0	0	17	1	Mammal: Deer tooth; gray squirrel fibular tarsal. Worked Bird: Bead end fragment, precise end cut. Fish: Yellow perch. Fish Vertebrae: American eel trunk vertebra (?); sucker.
N498-E164 / PZ	8	1	0	0	0	0	2	11	0	
N498-E165 / PZ	4	0	0	0	0	0	0	4	0	Mammal: Gray squirrel femur.

Midden 3 Faunal Inventory Catalogue

Listed by metre square coordinates from south to north, east to west

Features 276 and 290 appear below.

Provenience	Totals									Description
	Mam.	Bird	Rept.	Amph.	Fish	Moll.	Class U/I	Total	Worked	
N498-E166 / PZ	3	1	0	0	1	0	1	6	0	Bird: Large bird phalanx, juvenile (seasonality indicator), probably identifiable (2 pieces) Fish Vertebrae: Lake whitefish. Misc.: 3 ceramic pipe fragments.
N498-E168 / PZ	5	0	0	0	0	0	0	5	0	Mammal: Deer phalanx, unfused epiphysis.
N499-E166 / PZ	5	1	0	0	1	1	0	8	0	Mammal: Gray squirrel atlas; Beaver (?) phalanx, calcined; large or medium mammal proximal rib fragment with tubercle facet. Fish Vertebrae: Sucker.
N499-E167 / PZ	2	0	0	0	0	0	0	2	0	Mammal: Possible dog or carnivore of comparable size maxillary P4 fragment, identifiable.
N499-E168 / PZ	3	0	0	0	0	0	0	3	0	Mammal: Gray squirrel maxillary first incisor & tibia.
Subtotals	1202	128	3	1	160	38	100	1632	81	

Midden-Bounded Features, Faunal Inventory Catalogue

Listed by midden and feature number

Provenience	Totals									Description
	Mam..	Bird	Rept.	Amph.	Fish	Moll.	Class U/I	Total	Worked	
Midden 1										
F324, N490-E240	4	3	3	0	5	1	0	16	2	Mammal: Dog phalanx & poss mandible; early juvenile scapula, identifiable. Bird: Small duck-sized ulna, identifiable, calcined. Worked Bird: Large bird ulna awl, prox end, identifiable, perimortem break; bead fm large bird ulna, identifiable, precise end cuts, 40mm long. TTL: Blandings turtle & another smaller individual. Fish Vertebrae: Lake trout; lake whitefish.
F324, N490-E240 Fill, (Float)	1	0	0	0	4	0	0	5	0	Mammal: Beaver (?) vertebral centrum epiphysis.
F326, N495-E240 Fill	6	0	0	0	7	0	0	13	0	Mammal: Deer vertebra; dog rib. Fish: Sunfish, yellow perch; another larger identifiable fish.
F328, N500-E245 Q-NE (3)	7	2	1	0	8	1	2	21	2	Mammal: Dog phalanx; deer (?) long bone, probably identifiable. Worked Mammal: Perforated deer phalanx, distal end; manufacturing debris. Bird: ruffed grouse ulna; duck-sized coracoid, identifiable. Fish: Sucker, yellow perch. Fish Vertebrae: Atlantic salmon; lake whitefish; yellow perch.
F328, N500-E245 Q-NW (2)	8	4	0	0	10	0	0	22	3	Mammal: Deer molar; beaver mandible; small mammal major long bone, identifiable. Worked Mammal: Beaver incisor chisel; formal decorated artifact fragment. Bird: passenger pigeon-sized ulna; large to medium bird long bone, identifiable. Worked Bird: Bead manufacturing waste, large bird humerus. Fish Vertebrae: Atlantic salmon.
F328, N500-E245 Q-SE (4)	1	0	0	0	0	0	0	1	0	
F328, N500-E245 Q-SW (1)	10	1	0	0	2	0	0	13	2	Mammal: Dog foot elements; weasel mandible; chipmunk occipital. Worked Mammal: Perforated deer phalanx. Worked Bird: Awl from tibiotarsal of small wading bird (?), entire, fine oval tip, 62mm long. Fish: Yellow perch. Fish Vertebrae: Bullhead?
F328, N500-E245 Fill, Q-NE (3) (Float)	7	1	0	0	3	0	3	14	0	Mammal: Gray squirrel ulna, charred; chipmunk-sized hip. Bird: sparrow-sized bird carpometacarpus, entire, theoretically identifiable.
Subtotals	44	11	4	0	39	2	5	105	9	

Midden-Bounded Features, Faunal Inventory Catalogue

Listed by midden and feature number

Provenience	Totals									Description
	Mam..	Bird	Rept.	Amph.	Fish	Moll.	Class U/I	Total	Worked	
Midden 2										
F226, N535-E165 (Float)	3	0	0	0	1	0	0	4	0	Mammal: Medium mammal vertebra, identifiable.
F226, N535-E165 Fill	31	1	0	0	4	1	0	37	0	Mammal: Cervid atlas vertebra, charred (approx 10 pieces); dog foot elements (2); chipmunk-sized tibia. Fish Vertebrae: Bowfin. Freshwater Mussel: 1 possibly identifiable specimen.
Subtotals	34	1	0	0	5	1	0	41	0	
Midden 3										
F276, N490-E160 L3, Basal Midden, (Float)	25	0	0	1	39	0	4	69	0	Mammal: Gray squirrel tibial tarsal, metapodial, chipmunk humerus & femur. Anuran: small humerus. Fish: Sucker; sunfish. Fish Vertebrae: Lake whitefish, sucker.
F276 MIDDEN 3, N490-E160 L2	1	1	0	0	7	0	1	10	0	Mammal: Gray squirrel. Fish: Yellow perch frontal (2 pieces); sucker; sunfish. Fish Vertebrae: Black bass; yellow perch.
F276 MIDDEN 3, N490-E160 L3, Basal	14	1	0	2	20	0	1	38	1	Mammal: Deer humerus; beaver vertebral centrum epiphysis; dog metapodial. Worked Mammal: Raccoon ulna awl section. Anuran: Small frog, 2 individuals. Fish: Small esocid; bullhead; sunfish; black bass. Fish Vertebrae: Lake trout.
F276 MIDDEN 3, N493-E160 L2	21	2	0	0	1	0	0	24	3	Mammal: Deer costal cartilage; gray squirrel humerus; chipmunk mandible & tibias. Worked Mammal: Perforated deer phalanx (3 pieces); manufacturing debris, deer metapodial. Bird: passenger pigeon-sized femur; duck-sized radius. Worked Bird: Large bird ulna (?) bead, 33mm long, precise end cuts. Fish: Bullhead.
F276 MIDDEN 3, N494-E160 L2	9	0	0	0	4	1	1	15	0	Mammal: Deer premolar; chipmunk skull, mandible, scapula, femora. Fish: Sucker Weberian. Fish Vertebrae: Sucker.
F290, N490-E165 Q-6	124	6	0	0	198	4	10	342	2	Mammal: Deer molar; dog canine; many gray squirrel, chipmunk, & mouse/vole-sized bones, verts. Worked Mammal: Beaver inchl; awl, taper & pt section, oval tip. Bird: passenger pigeon coracoid; identifiable humerus. Fish: bullhead; sucker; yellow perch; a lg identifiable fish; many scales. Fish Vertebrae: lake trout; lake whitefish; sucker.
F290, N490-E165 Fill	1	0	0	0	0	0	0	1	0	
F290, N490-E165 Fill, Q-5	35	1	0	0	12	0	2	50	1	Mammal: Deer mandible, calcined, & molar; chipmunk scapula & tibia; many unidentified burned fragments. Worked Bird: Bead manufacturing debris, large bird radius. Fish: Sturgeon, small esocid. Fish Vertebrae: Atlantic salmon, lake trout.

Midden-Bounded Features, Faunal Inventory Catalogue

Listed by midden and feature number

Provenience	Totals									Description
	Mam..	Bird	Rept.	Amph.	Fish	Moll.	Class U/I	Total	Worked	
F290, N490-E165 Fill, Q-6 (Float)	19	1	0	0	44	0	4	68	0	Mammal: Woodchuck radius, calcined; chipmunk mandible; 3 or 4 other identifiable specimens. Fish: 2 scales, identifiable. Fish Vertebrae: Lake whitefish (?); sucker.
F290, N490-E165 Fill, Q-7	51	8	0	4	240	1	12	316	1	Mammal: deer phalanx; woodchuck mandible & nasal, calcined; many gray squirrel & chipmunk. Bird: duck-sized coracoid & cervical vertebra, identifiable. Worked Bird: Bead fm roughed grouse-sized humerus, 1 precise end cut, other w skip mks, 26mm. Anuran: 4 sm frog tibias. Fish: Bullhead; sucker; sunfish; identifiable scales. Fish Vertebrae: sucker; bullhead; walleye.
F290, N490-E165 Fill, Q-7 (Float)	24	1	0	1	82	0	0	108	0	Mammal: Gray squirrel ulna & possible gray squirrel metacarpals; chipmunk occipital; mouse/vole-sized incisor. Anuran: Small frog or toad humerus. Fish: Bullhead; sunfish; another identifiable preoperculum.
F290 (?), N490-E160 Fill, Q-4 (Float)	11	3	0	0	25	1	5	45	1	Mammal: Gray squirrel femur, fibula; chipmunk tibia; medium mammal vertebral centrum epiphysis, prob identifiable; mouse/vole-sized mandible. Worked Bird: Bead, longitudinal section, precise end cuts, poss identifiable tibiotarsal, 21mm long. Fish: Bullhead, identifiable scale. Fish Vertebrae: Lake whitefish, sucker.
F290 MIDDEN 3, N490-E160/Basal, Q-1	21	3	0	0	5	0	0	29	1	Mammal: Deer, dew claw phalanx; gray squirrel incisor, mandible, appendiculars calcined; muskrat mandible calcined. Worked Mammal: Awl, taper section w broken styloid tip. Bird: Large bird cervical vertebra; duck-sized ulna, identifiable. Fish: yellow perch; sunfish. Fish Vertebrae: Atlantic salmon; sucker.
F290 MIDDEN 3, N490-E160/Basal, Q-2	18	3	0	0	7	1	0	29	1	Mammal: Gray squirrel incisors, mandible, & hip, all calcined; chipmunk cranium & humerus; leporid phalanx. Bird: Passenger pigeon carpometacarpus. Worked Bird: Bead, longitudinal section, 1 end has skip mks, other has precise end cut, 22mm long. Fish: Yellow perch. Freshwater Mussel: Identifiable specimen.
F290 MIDDEN 3, N490-E160/Basal, Q-4	117	12	0	0	60	13	5	207	1	Mammal: deer hyoid & dew claw phalanx; woodchuck incisor, calcined humerus & calcined hip; many gray squirrel, chipmunk & mouse/vole-sized bones. Bird: passenger pigeon. Worked Bird: Bead manufacturing debris, tibiotarsal. Fish: American eel operculum; bowfin; bullhead; sucker; sunfish. Fish Vertebrae: Lake trout; lake whitefish; sucker; black bass; yellow perch.
F290 MIDDEN 3, N490-E160 Fill (Basal), Q-3	38	3	0	0	9	3	5	58	0	Mammal: Deer cervical vert & hyoid (?); gray squirrel tibia & fibular tarsal, calcined chipmunk tibia; dog carnasial. Bird: Small duck-sized ulna, poss identifiable. Fish: yellow perch & poss small *Esox*. Fish Vertebrae: Lake trout & another identifiable species. Freshwater Mussel: Poss identifiable fragment.

Midden-Bounded Features, Faunal Inventory Catalogue

Listed by midden and feature number

Provenience	Totals									Description
	Mam..	Bird	Rept.	Amph.	Fish	Moll.	Class U/I	Total	Worked	
F290 MIDDEN 3, N490-E160 Fill (Basal), Q-3*	4	1	0	0	0	0	0	5	5	Worked Mammal: Hand-held hoe (?) deer scapula, medial glenoid rim bevelled; modified deer phalanx, distal fragment, calcined; deer metapodial heavy-duty tool butt fragment, heavy polish; deer metapodial manufacturing debris. Worked Bird: Crude bead fm ulna, polish on prox broken rim, distal rim unpolished, 39mm.
F290 MIDDEN 3, N490-E160 Fill, Basal	3	0	0	0	1	0	1	5	0	
F290 MIDDEN 3, N490-E165 L1	23	4	1	0	10	2	0	40	0	Mammal: Dog premolar; gray squirrel. Bird: Loon (?) carpometacarpus; identifiable distal ulna, calcined. Fish: Sunfish; scale, possibly identifiable. Fish Vertebrae: Lake trout, sucker. Freshwater Mussel: Identifiable shell, entire.
Subtotals	559	50	1	8	764	26	51	1459	17	

Post Hole Moulds, Faunal Inventory Catalogue

Listed by five-metre square, from south to north, east to west

Provenience	Totals									Description
	Mam.	Bird	Rept.	Amph.	Fish	Moll.	Class U/I	Total	Worked	
P. 16 N460-E195	0	0	0	0	1	0	0	1	0	Fish: Identifiable element.
P. 07 N465-E175 Fill	0	0	0	0	3	0	0	3	0	
P. 10 N465-E190 Fill	0	4	0	0	1	0	0	5	0	Fish: Sucker.
P. 12 N465-E190	0	0	0	0	0	0	1	1	0	
P. 63 N465-E190 H-14 Partition Wall	1	0	0	0	0	0	0	1	1	Worked Mammal: Tube end section from medium mammal long bone, extensive longitudinal coarse grinding & diagonal fine grinding.
P. 10 N465-E240 Fill	1	0	0	0	2	0	0	3	0	Fish: Possibly idf entopterygoid (?).
P. 10 N470-E170 Fill	5	0	0	0	2	0	0	7	1	Mammal: Deer metacarpal, charred & probable deer metapodial. Worked Mammal: Expedient tool or item broken in manufacture, deer metapodial (?) sliver, its longitudinal ridges rounded.
P. 17 N470-E170 Fill	2	0	0	0	0	0	0	2	0	
P. 23 N470-E175 Fill	0	2	0	0	2	0	0	4	0	Bird: Passenger pigeon scapula, possible passenger pigeon coracoid.
P. 06 N470-E180 Fill	1	0	0	0	2	0	0	3	0	
P. 13 N470-E180 Fill	1	0	0	0	0	0	0	1	1	Worked Mammal: Awl taper section, from large to medium mammal long bone, elongated perimortem spall removed from one side by pressure at tip created a screwdriver-like point rounded by subsequent use wear.
P. 03 N470-E185 Fill	2	0	0	0	0	0	0	2	0	Mammal: Fox-sized mammal vertebral body, identifiable, calcined.
P. 05 N470-E185	0	1	0	0	0	0	0	1	0	Bird: Passenger pigeon-sized coracoid.
P. 02 N470-E235	4	2	0	0	3	0	0	9	0	Mammal: Deer (?) vertebral body, identifiable. Bird: L ulna & l carpometacarpus, unfused 2nd metacarpal element, fm juvenile ruffed grouse to passenger pigeon-sized bird, seasonality indicator. Fish Vertebrae: Walleye, poor condition.
P. 29 N475-E170 Fill	2	0	0	0	0	0	1	3	0	

Post Hole Moulds, Faunal Inventory Catalogue

Listed by five-metre square, from south to north, east to west

Provenience	Totals									Description
	Mam.	Bird	Rept.	Amph.	Fish	Moll.	Class U/I	Total	Worked	
P. 004 N475-E175 Fill	8	2	0	0	3	0	0	13	0	Mammal: Dog sternal segment; gray squirrel maxillae & premaxilla (with incisors), & radius. Bird: Passenger pigeon carpometacarpus; identifiable furculum. Fish Vertebrae: Sucker (?).
P. 049 N475-E175 Fill	3	1	0	0	5	0	1	10	0	Mammal: Gray squirrel femur & tibia; raccoon (?) metacarpal. Bird: Identifiable wing digit phalanx. Fish: Bullhead. Fish Vertebrae: Sucker (?).
P. 054 N475-E175 Fill	1	0	0	0	0	0	0	1	1	Worked Mammal: Expedient awl probably fm deer metapodial or tibia, taper section shaped by coarse longitudinal & finer diagonal grinding, tip missing. Prehension wear. Broken at dist & prob prox ends are recent.
P. 090 N475-E175 Fill	1	0	0	0	0	0	1	2	0	
P. 099 N475-E175 Fill	1	0	0	0	2	0	0	3	0	Fish: Possible salmonid angular, ventral border.
P. 100 N475-E175 Fill	2	1	0	0	1	0	0	4	1	Mammal: Gray squirrel atlas. Worked Bird: Expedient awl handle & taper section less tip, from turkey-sized bird long bone, possibly identifiable (2 pieces).
P. 14 N480-E175	2	0	0	0	0	0	0	2	0	Mammal: Fox or raccoon rib.
P. 19 N480-E175 Fill	1	3	0	0	0	0	0	4	0	Mammal: Deer molar. Bird: Passenger pigeon-sized sternum side fragment & a calcined ulna.
P. 22 N480-E175 Fill	1	0	0	0	0	1	0	2	1	Worked Mammal: Perforated deer phalanx. Probably all 11 pieces of mammal bone from this unit derive from this single item.
P. 11 N485-E170 Fill	1	1	0	0	1	0	0	3	0	Mammal: Gray squirrel humerus, calcined. Bird: Passenger pigeon-sized coracoid. Fish Vertebrae: Lake trout.
P. 13 N485-E170 Fill	0	0	0	0	5	0	0	5	0	Fish: Sucker; black bass.
P. 13 N485-E170 Fill, (Float)	0	1	0	0	2	0	0	3	0	Bird: Ruffed grouse. Fish: Sucker. Fish Vertebrae: Sucker.
P. 55 N490-E200 Fill	3	0	0	0	0	0	0	3	0	Mammal: Gray squirrel molar; large mammal acetabulum.
P. 55 N490-E200 Fill (Lot 2)	1	0	0	0	0	0	0	1	0	
P. 25 N490-E205 Fill	2	0	0	0	2	0	0	4	0	Fish: Sunfish premaxilla, posterior section; identifiable articulated dorsal spine & pterygiophore.
P. 29 N490-E220 Fill	2	1	0	0	0	0	0	3	0	Mammal: *Canis* metatarsal 5; bear metacarpal 2, much of body covered with reactive bone growth (osteomyelitis?). Bird: Small duck-sized coracoid, possibly identifiable.

Post Hole Moulds, Faunal Inventory Catalogue

Listed by five-metre square, from south to north, east to west

Provenience	Totals									Description
	Mam.	Bird	Rept.	Amph.	Fish	Moll.	Class U/I	Total	Worked	
P. 49 N490-E220 Fill	1	0	0	0	0	0	0	1	0	Mammal: Beaver incisor, wear appears natural but specimen should be checked under magnification.
P. 01 N495-E190 Fill	0	1	0	0	2	0	0	3	1	Worked Bird: Bead from turkey (?) ulna or tibiotarsus, skip marks at both ends, 22mm long. Fish: Large fish element, identifiable.
P. 06 N495-E190 Fill	0	0	0	0	4	0	0	4	0	Fish: Sucker.
P. 23 N495-E190 Fill	0	0	0	0	2	0	0	2	0	Fish: Sunfish. Fish Vertebrae: Lake trout.
P. 33 N495-E190	0	0	0	0	2	0	1	3	0	
P. 38 N495-E190 Fill	2	1	0	0	7	0	0	10	0	Mammal: Deer metapodial 2 or 5, proximal section. Bird: Juvenile passenger pigeon (?) coracoid, potential seasonality indicator. Fish: *Esox*; bullhead. Fish Vertebrae: Small esocid.
P. 11 N495-E195 Fill	1	0	0	0	0	0	0	1	0	
P. 018 N495-E200	0	0	0	0	0	0	1	1	0	
P. 150 N495-E200 Fill	2	0	0	0	0	0	2	4	0	Mammal: Gray squirrel tibial tarsal.
P. 07 N495-E205 Fill	2	0	0	0	0	0	1	3	1	Mammal: Deer phalanx or metapodial, distal condyle side fragment, calcined. Worked Mammal: Perforated netting needle-like end section, broken at perforation, painted on both sides with spiralling diagonal stripes.
P. 15 N495-E205	0	1	0	0	0	0	0	1	0	Bird: Ruffed grouse-sized tarsometatarsus.
P. 16 N495-E205	1	0	0	0	0	0	0	1	0	Mammal: Beaver caudal vertebra, calcined.
P. 17 N495-E205	0	0	0	0	0	9	0	9	0	
P. 28 N495-E205	0	0	0	0	0	9	0	9	0	FRESHWATER MUSSEL: Major portion of 1 shell, possibly identifiable.
P. 09 N495-E210 Fill	2	0	0	0	0	0	0	2	1	Worked Mammal: Awl, flat, probably formal, major portion less butt end of handle & strip of one side, with very fine styloid tip, highly polished, breaks are probably all dry bone fractures.
P. 48 N500-E195 Fill (Page 2)	1	0	0	0	5	0	0	6	0	Mammal: Chipmunk mandible. Fish: Black bass, yellow perch.
P. 01 N500-E205 Fill	1	1	0	0	1	0	0	3	1	Worked Mammal: Beaver incisor chisel. Fish: American eel mandible.

Post Hole Moulds, Faunal Inventory Catalogue

Listed by five-metre square, from south to north, east to west

Provenience	Totals									Description
	Mam.	Bird	Rept.	Amph.	Fish	Moll.	Class U/I	Total	Worked	
P. 35 N500-E205 Fill	1	0	0	0	1	0	0	2	1	Worked Mammal: Expedient perforator made from woodchuck mandible, angle & ascending ramus removed by controlled breakage & edge smoothed, longitudinal grooves on body possibly fm removal of soft tissue. Fish: Large posttemporal, identifiable.
P. 73 N500-E210 Fill, (Float)	0	0	0	0	4	0	0	4	0	Fish: 3 fragments which may be from crushed bullhead pectoral spine. Fish Vertebrae: Lake whitefish.
P. 24 N500-E215 Fill	0	1	0	0	0	0	0	1	0	Bird: Small duck-sized femur, entire.
P. 05 N505-E195	2	1	0	0	1	6	1	11	0	Mammal: Woodchuck-sized phalanx, identifiable.
P. 111 N505-E200	1	1	0	0	0	0	0	2	0	Mammal: Meadow vole (?) tibia with reactive bone growth. Bird: Passenger pigeon (?) ulna, juvenile, potential seasonality indicator.
SUPPORT P. 085 N505-E200 Fill	1	0	0	0	0	0	0	1	0	Mammal: Deer metapodial, calcined.
P. 88 N505-E205	1	0	0	0	0	0	0	1	0	Mammal: Beaver incisor.
P. 38 N505-E215 Fill	1	0	0	0	0	0	0	1	0	Mammal: Gray squirrel scapula.
P. 41 N505-E215	1	0	0	0	0	0	0	1	0	
SUPPORT P. 11 N505-E220 Fill	1	0	0	0	0	0	0	1	0	Mammal: Deer, left femur, area of unfused 2nd trochanter.
SUPPORT P. 24 N505-E220	1	0	0	0	0	0	0	1	0	Mammal: Chipmunk mandible.
P. 09 N505-E225	1	0	0	0	0	0	0	1	0	
P. 41 N510-E194	0	0	0	1	8	0	0	9	0	Anuran: Possible identifiable element. Fish Vertebrae: 2 identifiable vertebrae.
P. 08 N520-E210 Fill	0	1	0	0	0	1	0	2	1	Worked Bird: Bead, longitudinal section, fm juvenile large bird major long bone (check turkey humerus), 1 precise end cut, other end flaked & smoothed, 38mm long.
P. 16 N520-E225 Fill	1	0	0	0	0	0	0	1	0	Mammal: Chipmunk tibia.
P. 02 N520-E230 Fill	0	0	0	0	2	0	0	2	0	Fish: Yellow perch; another identifiable element.
P. 18 N520-E230 Fill	1	0	0	0	0	0	0	1	0	Mammal: Gray squirrel hip.

Post Hole Moulds, Faunal Inventory Catalogue

Listed by five-metre square, from south to north, east to west

Provenience	Totals									Description
	Mam.	Bird	Rept.	Amph.	Fish	Moll.	Class U/I	Total	Worked	
SUPPORT P. 30 N525-E210 Fill	1	0	0	0	0	0	0	1	1	Mammal: Perforated moose phalanx (taxon identified).
P. 28 & P. 29 N530-E195	3	0	0	0	0	0	0	3	0	Mammal: Beaver incisor, enamel sliver.
P. 02 N530-E230 Surface (Page 2)	1	0	0	0	0	0	0	1	0	
P. 11 N535-E180	8	0	0	0	0	0	0	8	0	Mammal: Dog maxillary P4, maxillary M1, 3 mandibular M1, & 2 pm. (At least 2 individuals represented in what was designated a post mould.)
P. 21, N535-E180	3	0	0	0	0	0	0	3	1	Mammal: Woodchuck mandible, base condylar process, calcined; dog metacarpal 1. Worked Mammal: Possible formal awl, major portion less butt & tip, from large mammal major long bone, robust styloid tip, 8 pieces mended by ASI.
SUPPORT P. 01 WITHIN F124 N535-E190 (Reserved Spec)*	1	0	0	0	0	0	0	1	1	Worked Mammal: Formal awl from large mammal major long bone, entire, highly polished, blunt oval tip, squared boat tailed butt, 156mm long.
P. 18 N545-E225 (Page 1 of 2)	0	0	0	0	1	0	0	1	0	Fish: Yellow perch.
P. 22 N545-E230 (Page 1)	0	0	0	0	0	0	1	1	0	
P. 26 N550-E225	0	0	0	0	0	0	3	3	0	
P. 26 N550-E235	3	0	0	0	3	0	0	6	0	Mammal: Deer frontal. Fish: Sunfish.
P. 43 N550-E235	1	0	0	0	0	0	0	1	1	Worked Mammal: Awl taper & tip from large or medium mammal long bone, fine styloid tip, calcined, 2 pieces mended by ASI.
P. 54 N550-E235	0	0	0	0	1	1	0	2	0	Fish: Sunfish.
P. 33 N550-E240	2	0	0	0	0	0	1	3	0	Mammal: Dog metatarsal; woodchuck incisor.
SUPPORT P. 44 N550-E240	1	1	0	0	4	0	0	6	0	Mammal: Juvenile mammal (deer?) basioccipital or basisphenoid, a potential season of deposition marker. Bird: identifiable radius. Fish: Bullhead cleithrum fragment, calcined; identifiable entopterygoid; identifiable scale.
P. 02 N550-E245 Fill	1	0	0	0	0	0	0	1	0	Mammal: Deer molar.
P. 07 N555-E235 Fill	1	1	0	0	4	0	0	6	0	Bird: Small duck-sized bird ulna, entire. Fish: Sucker, complete pharyngeal arch. Fish Vertebrae: 2 American eel vertebrae.

Post Hole Moulds, Faunal Inventory Catalogue

Listed by five-metre square, from south to north, east to west

Provenience	Totals									Description
	Mam.	Bird	Rept.	Amph.	Fish	Moll.	Class U/I	Total	Worked	
P. 26 N555-E240	2	0	0	0	1	0	0	3	1	Mammal: Dog mandible. Worked Mammal: Woodchuck mandibular incisor with possible transverse grinding on occlusal facet. Check under magnification & compare with natural wear.
SUPPORT P. 19 N555-E240	0	0	0	0	1	0	0	1	0	Fish: Bullhead.
P. 05 N555-E250	1	0	0	0	1	0	0	2	0	Fish Vertebrae: Sucker.
P. 09 N555-E250	0	1	0	0	0	0	0	1	0	
P. 01, N555-E254	6	0	0	0	0	0	0	6	0	Mammal: Deer (else sheep) cervical vertebra, 3 of 8 pieces join & the others are consistent with artiodactyl cervical vertebrae, possibly the same one.
SUPPORT P. 07 N560-E235	1	0	0	0	2	0	0	3	0	Fish: Identifiable branchiostegal ray.
SUPPORT P. 08 N560-E235	1	0	0	0	0	0	1	2	0	
P. 04 N560-E240	2	0	0	0	0	2	2	6	1	Mammal: Deer metatarsal, calcined. Worked Mammal: Beaver incisor chisel, double ended, probably original length, major perimortem spall driven from occlusal end. Occlusal end has greater edge angle than root end.
SUPPORT P. 15 N560-E240	1	0	0	0	0	0	0	1	0	
SUPPORT P. 07 N560-E250	4	0	0	0	0	0	0	4	0	
SUPPORT P. 10 N560-E255 Fill	2	0	0	0	0	0	0	2	0	
P. 13 N565-E240	1	0	0	0	1	0	0	2	0	Mammal: Dog incisor. Fish: Spine, probably identifiable.
SUPPORT P. 21, N565-E240	0	0	0	0	4	0	0	4	0	Fish: Large fish operculum, probably identifiable; yellow perch (?) pterygiophore.
SUPPORT P. 24 N565-E240	3	0	0	0	0	0	2	5	0	Mammal: Possible deer scapula fragment.
P. 11, N565-E245	0	0	0	0	2	0	0	2	0	Fish: Walleye (?) angular; another identifiable element.
P. 09 N610-E190 Fill (Page 2)	0	0	0	0	1	0	0	1	0	Fish: Bullhead.
P. 26 N610-E190	0	0	0	0	0	6	0	6	0	
P. 27 N610-E190 Fill (Page 1)	0	1	0	0	0	0	0	1	1	Worked Bird: Bead from large bird major long bone, highly polished, one precise end cut, other end has skip marks, 21mm long.
SUPPORT P. 06 N610-E190 Fill (Page 2)	0	0	0	0	1	0	0	1	0	Fish Vertebrae: Lake trout (?).

Post Hole Moulds, Faunal Inventory Catalogue

Listed by five-metre square, from south to north, east to west

Provenience	Totals									Description
	Mam.	Bird	Rept.	Amph.	Fish	Moll.	Class U/I	Total	Worked	
SUPPORT P. 18 N610-E190 Fill	1	0	0	0	0	0	0	1	0	
Subtotals	125	31	0	1	103	35	20	315	19	